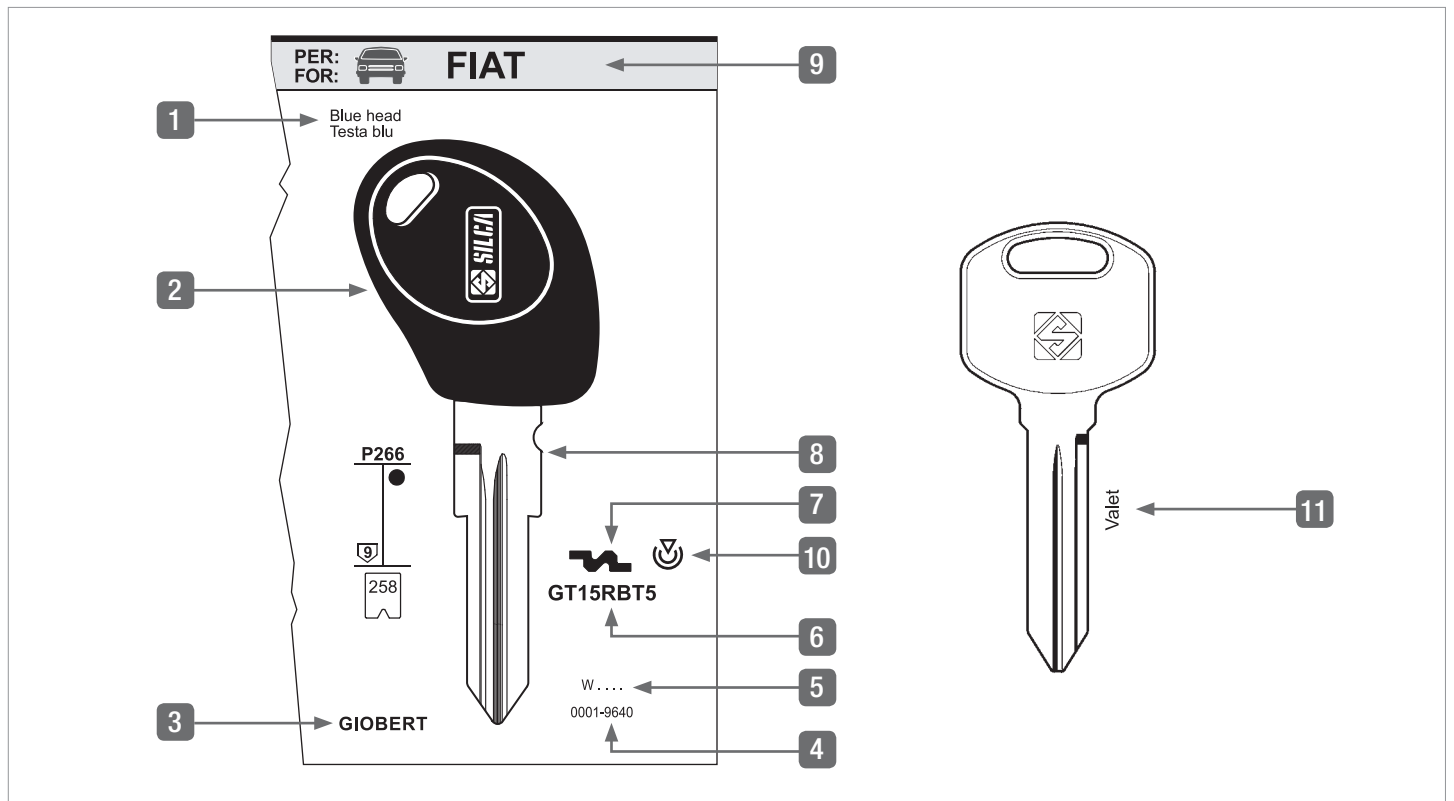




Car keys guide
Guida chiavi auto
Führer für Autoschlüssel
Guide clés pour voitures
Guía llaves para coches
Guia chaves para carros

INDEX - TERMINOLOGIA - TERMINOLOGIE - TERMINOLOGIE - TERMINOLOGIA - TERMINOLOGIA



	GB	I	D	F	E	P
1	Head Colour	Colore testa	Kopf-Farbe	Couleur tête	Color cabeza	Cor da cabeça
2	Head	Testa	Kopf	Tête	Cabeza	Cabeça
3	Lock Brand	Marca serratura	Schloß-Marke	Marque serrure	Marca cerradura	Marca da fechadura
4	Code	Serie	Serie	Code	Serie	Códigos
5	Original profile	Profilo originale	Originalprofil	Profil original	Perfil original	Perfil original
6	Silca Item	Articolo Silca	Silca-Artikel	Article Silca	Artículo Silca	Artigo Silca
7	Profile	Profilo	Profil	Profil	Perfil	Perfil
8	Blade (stem)	Canna	Schaft	Canne	Caña	Cana
9	Vehicle Brand	Marca veicolo	Fahrzeuge-Marke	Marque véhicule	Marca vehículo	Marca do veículo
10	Transponder Type	Tipo Transponder	Transponder-Typ	Type de Transpondeur	Tipo de Transponder	Tipo de Transponder
11	<p>Primary: primary key, opens all locks;</p> <p>Master: primary key, opens all locks;</p> <p>Valet: secondary key, for vehicle ignition and door opening only.</p>	<p>Primary: chiave primaria, apre tutte le serrature;</p> <p>Master: chiave primaria, apre tutte le serrature;</p> <p>Valet: chiave secondaria, solo per accensione auto e apertura portiera.</p>	<p>Primary: Primärschlüssel, öffnet alle Schlösser;</p> <p>Master: Primärschlüssel, öffnet alle Schlösser;</p> <p>Valet: Sekundärschlüssel nur zum Starten des Autos und Öffnen der Tür.</p>	<p>Primary: clé primaire ouvrant toutes les serrures;</p> <p>Master: clé primaire ouvrant toutes les serrures;</p> <p>Valet: clé secondaire pour allumage voiture et ouverture de la portière seulement.</p>	<p>Primary: llave primaria, abre todas las cerraduras;</p> <p>Master: llave primaria, abre todas las cerraduras;</p> <p>Valet: llave secundaria, sólo para encendido vehículo y abertura portezuela.</p>	<p>Primary: chave primária, abre todas as fechaduras;</p> <p>Master: chave primária, abre todas as fechaduras;</p> <p>Valet: chave secundária, só para ignição de veículo e por abrir a porta.</p>

SILCA ELECTRONIC KEYS - CHIAVI ELETTRONICHE SILCA - SILCA ELEKTRONISCHE SCHLÜSSEL - CLÉS ELECTRONIQUES SILCA - LLAVES ELECTRÓNICAS SILCA - CHAVES ELECTRÓNICAS SILCA

EH1 IMPORTANT NOTE - NOTA IMPORTANTE - WICHTIG - REMARQUE IMPORTANT - NOTA IMPORTANTE - NOTA IMPORTANTE

The heads of EH1 electronic keys can only be used to make copies of Texas® fixed codes (Ref. 4C).
 Le teste delle chiavi elettroniche di tipo EH1 possono essere utilizzate solamente per effettuare le copie di codici fissi Texas® (Ref. 4C).
 Die Köpfe von elektronischen Schlüsseln Typ EH1 können nur für das Kopieren von fixen Codes Texas® benutzt werden (Ref. 4C).
 Vous ne pourrez utiliser les têtes des clés électroniques du type EH1 que pour copier les codes fixes Texas® (Réf. 4C).
 Las cabezas de las llaves electrónicas de tipo EH1 pueden utilizarse sólo para efectuar las copias de códigos fijos Texas® (Ref. 4C).
 As cabeças das chaves electrónicas do tipo EH1 só podem ser utilizadas para efectuar as cópias de códigos fixos Texas® (Ref. 4C).



DH4REH1	F021EH1	HYN6EH1	HYN12EH1	P01REH1	TOY40EH1	TOY46REH1
DH5REH1	F026EH1	HYN7REH1	MIT8EH1	SZ11REH1	TOY41REH1	TOY47EH1
F019EH1	F038REH1	HYN10EH1	MIT11REH1	SZ12EH1	TOY43EH1	TOY48EH1

EH2 IMPORTANT NOTE - NOTA IMPORTANTE - WICHTIG - REMARQUE IMPORTANT - NOTA IMPORTANTE - NOTA IMPORTANTE

The heads of EH2 electronic keys are used to make copies of Texas® fixed and crypto codes (Ref. 4C and 4D).
 Le teste delle chiavi elettroniche di tipo EH2 sono utilizzate per effettuare le copie di codici Texas® di tipo fisso e di tipo Crypto (Ref. 4C e 4D).
 Die Köpfe von elektronischen Schlüsseln Typ EH2 werden für das Kopieren von fixen Codes Texas® und Cryptocodes benutzt (Ref. 4C und 4D).
 Vous utiliserez les têtes de clés électroniques du type EH2 pour copier des codes Texas® du type fixe et du type Crypto (Réf. 4C et 4D).
 Las cabezas de las llaves electrónicas de tipo EH2 se utilizan para efectuar las copias de códigos Texas® de tipo fijo y de tipo Crypto (Ref. 4C y 4D).
 As cabeças das chaves electrónicas do tipo EH2 são utilizadas para efectuar as cópias de códigos Texas® do tipo fixo e do tipo Crypto (Ref. 4C e 4D).



CY24EH2	F019EH2	HYN7REH2	MIT8EH2	SZ11EH2	TOY41REH2	ZD24REH2
DAT17EH2	F021EH2	HYN10EH2	MIT11REH2	SZ11REH2	TOY43EH2	
DH4REH2	F026EH2	HYN12EH2	NE73EH2	SZ12EH2	TOY46REH2	
DH5REH2	F038REH2	KIA3REH2	NSN11EH2	SZ17REH2	TOY47EH2	
DW04REH2	HU87REH2	KIA6REH2	NSN14EH2	SZ18EH2	TOY48EH2	
DW05EH2	HU101EH2	KW16EH2	NSN19EH2	SZ18EH2	VA2EH2	
F010EH2	HYN6EH2	MAZ24REH2	P01REH2	TOY40EH2	YH35REH2	

EHP IMPORTANT NOTE - NOTA IMPORTANTE - WICHTIG - REMARQUE IMPORTANT - NOTA IMPORTANTE - NOTA IMPORTANTE

The heads of EHP electronic keys are used to make copies of the Philips® crypto code transponder type (ID46).
 Le teste delle chiavi elettroniche di tipo EHP sono utilizzate per effettuare le copie di codici di tipo Philips® crypto (ID46).
 Die Köpfe von elektronischen Schlüsseln Typ EHP können für das Kopieren von Cryptocodes Philips® benutzt werden (ID46).
 Vous utiliserez les têtes de clés électroniques du type EHP pour copier des codes Philips® du type Crypto (ID46).
 Las cabezas de las llaves electrónicas de tipo EHP se utilizan para efectuar las copias de códigos Philips® de tipo Crypto (ID46).
 As cabeças das chaves electrónicas do tipo EHP são utilizadas para efectuar as cópias de códigos Philips® do tipo Crypto (ID46).



CY24EHP	HON66EHP	HU83EHP	HYN7REHP	KIA3REHP	NSN14EHP	VA6EHP
DW05EHP	HON70EHP	HU100EHP	HYN10EHP	MIT8EHP	SIP22EHP	VAC102EHP
GM45EHP	HU43EHP	HU101EHP	HYN14EHP	MIT11REHP	SX9EHP	ZD24REHP
GT10EHP	HU56REHP	HU133REHP	HYN14REHP	NE72EHP	SZ11REHP	
HON58REHP	HU66EHP	HYN6EHP	HYN15EHP	NE73EHP	TOY40EHP	

ATTENTION - ATTENZIONE - ACHTUNG - ATTENTION - ATENCION - ATENÇÃO

YES - SI - JA - OUI - SI - SIM



NO - NO - NEIN - NON - NO - NÃO



Texas®, Philips® are registered trade marks exclusive property of authorized manufacturers of locks and users. Said trade marks or trade names are nominated only for the purposes of information so that any lock for which our keys are made can be rapidly identified.

Texas®, Philips® sono marchi registrati proprietà esclusiva dei fabbricanti di serrature e degli utilizzatori autorizzati. Questi marchi o denominazioni commerciali sono indicati a titolo di semplice informazione, con lo scopo di riconoscere velocemente a quali serrature le nostre chiavi sono destinate.




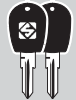


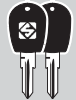




Texas®, Philips® sind registrierte Handelsmarken und ausschließliches Eigentum der Schlosshersteller und zugelassenen Fachhändler. Gemäß den derzeit geltenden Normen bezüglich des Industrieigentums teilen wir Ihnen mit, dass die in der vorliegenden Broschüre angeführten Markennamen oder Handelsmarken ausschließliches Eigentum der Schlosshersteller und zugelassenen Fachhändler sind. Diese Markenbezeichnungen oder Handelsmarken sind nur zur Information angeführt, mit dem Zweck, schnell erkennen zu können, zu welchem Schloss unsere Schlüssel gehören.

Texas®, Philips® sont marques déposées et appartiennent exclusivement aux fabricants de serrures et aux utilisateurs autorisés. Ces marques ou appellations commerciales sont indiquées à titre d'information pure et simple pour vous permettre de déterminer rapidement les serrures auxquelles nos clés sont destinées.

Texas®, Philips® son marcas registradas de propiedad exclusiva de los fabricantes de cerraduras y los utilizadores autorizados. Dichas marcas o denominaciones comerciales se citan por simple información, al objeto de hacer comprender sin dificultad a qué cerraduras van destinadas nuestras llaves.

Texas®, Philips® são marcas registradas propriedade exclusiva dos fabricantes de fechaduras e dos utilizadores autorizados. Estas marcas ou denominações comerciais são indicadas só a nível de informação, a fim de reconhecer rapidamente a quais fechaduras se destinam as nossas chaves.

VEHICLES GUIDE LEGEND - LEGENDA GUIDA VEICOLI - AUTOSCHLÜSSEL ERLÄUTERUNG - LÉGENDE GUIDE VÉHICULES - LEYENDA GUÍA PARA VEHÍCULOS - LEGENDA GUIA PARA VEÍCULOS

	<p>Make and model Marca e modello Marke und Modell Marque et modèle Marca y modelo Marca e modelo</p>	<p>ID</p>  <p>FAST COPY RW4</p>	<p>Identification of transponder type by FAST COPY / RW4 (2) (4) Identificazione tipo di transponder tramite FAST COPY / RW4 (2) (4) Identifizierung des Transpondertyps mit Hilfe der FAST COPY / RW4 (2) (4) Identification du type de transpondeur par FAST COPY / RW4 (2) (4) Identificación tipo de transponder por medio de FAST COPY / RW4 (2) (4) Identificação do tipo de transponder por meio de FAST COPY / RW4 (2) (4)</p>
<p>FROM 1995</p> 	<p>In production from... Fabbricata dal... Hergestellt seit... Fabriquée à partir du... Fabricada desde... Fabricada desde...</p>	<p>COPY</p>  <p>FAST COPY RW4</p>	<p>Copy of key by FAST COPY / RW4 The symbols show: - Y: can be copied with FAST COPY / RW4; - P-BOX: can be copied with FAST COPY + P-BOX / RW4 + P-BOX; - RD: You must first identify the key to know if it can be copied or not.</p> <p>Copia della chiave tramite FAST COPY / RW4 I simboli identificano: - Y: Copiabile con FAST COPY / RW4; - P-BOX: Copiabile con FAST COPY + P-BOX / RW4 + P-BOX; - RD: Indica che è necessario leggere la chiave per sapere se questa è duplicabile o no.</p> <p>Kopie des Schlüssels mit FAST COPY / RW4 Die Symbole zeigen an: - Y: kopierbar mit FAST COPY / RW4; - P-BOX: kopierbar mit FAST COPY + P-BOX / RW4 + P-BOX; - RD: zeigt an, dass der Schlüssel gelesen werden muss, um festzustellen, ob er kopierbar ist oder nicht.</p> <p>Copie de la clé par FAST COPY / RW4 Les symboles indiquent: - Y: copiable avec FAST COPY / RW4; - P-BOX: copiable avec FAST COPY + P-BOX / RW4 + P-BOX; - RD: Indique qu'il faut lire la clé pour savoir si elle est reproductible ou pas.</p> <p>Cópia da chave por meio de FAST COPY / RW4 Os símbolos identificam: - Y: Pode ser copiada com FAST COPY / RW4; - P-BOX: Pode ser copiada com FAST COPY + P-BOX / RW4 + P-BOX; - RD: Indica que é necessário ler a chave para saber se ela pode ou não ser duplicada.</p>
<p>TO 2010</p> 	<p>In production until... Fabbricata fino al... Hergestellt bis... Fabriquée jusqu'au... Fabricada hasta... Fabricada até...</p>	<p>FAST COPY PLUS RW4 PLUS</p>	<p>Identification of transponder type by FAST COPY PLUS / RW4 PLUS (2) (4) Identificazione tipo di transponder tramite FAST COPY PLUS / RW4 PLUS (2) (4) Identifizierung des Transpondertyps mit Hilfe der FAST COPY PLUS / RW4 PLUS (2) (4) Identification du type de transpondeur par FAST COPY PLUS / RW4 PLUS (2) (4) Identificación tipo de transponder por medio de FAST COPY PLUS / RW4 PLUS (2) (4) Identificação do tipo de transponder por meio de FAST COPY PLUS / RW4 PLUS (2) (4)</p>
 <p>Ref.</p>	<p>Silca key reference Referenza chiave Silca Silca-Schlüssel-Referenz Référence clé Silca Referencia llave Silca Referência chave Silca</p>	<p>COPY</p>  <p>FAST COPY PLUS RW4 PLUS</p>	<p>Copy of key by FAST COPY PLUS / RW4 PLUS Copia della chiave tramite FAST COPY PLUS / RW4 PLUS Kopie des Schlüssels mit FAST COPY PLUS / RW4 PLUS Copie de la clé par FAST COPY PLUS / RW4 PLUS Cópia da chave por meio de FAST COPY PLUS / RW4 PLUS</p>
	<p>Type of transponder on the original key (1) Tipo di transponder presente nella chiave originale (1) Transpondertyp im Originalschlüssel (1) Type de transpondeur présent dans la clé originale (1) Tipo de transponder presente en la llave original (1) Tipo de transponder presente na chave original (1)</p>	<p>ID</p>  <p>FAST COPY PLUS RW4 PLUS</p>	<p>Identification of transponder type by RW3 (3) (4) Identificazione tipo di transponder tramite RW3 (3) (4) Identifizierung des Transpondertyps mit Hilfe der RW3 (3) (4) Identification du type de transpondeur par RW3 (3) (4) Identificación tipo de transponder por medio de RW3 (3) (4) Identificação do tipo de transponder por meio de RW3 (3) (4)</p>
<p>COPY</p>  <p>FAST COPY PLUS RW4 PLUS</p>	<p>Identification of transponder type by FAST COPY PLUS / RW4 PLUS (2) (4) Identificazione tipo di transponder tramite FAST COPY PLUS / RW4 PLUS (2) (4) Identifizierung des Transpondertyps mit Hilfe der FAST COPY PLUS / RW4 PLUS (2) (4) Identification du type de transpondeur par FAST COPY PLUS / RW4 PLUS (2) (4) Identificación tipo de transponder por medio de FAST COPY PLUS / RW4 PLUS (2) (4) Identificação do tipo de transponder por meio de FAST COPY PLUS / RW4 PLUS (2) (4)</p>	<p>ID</p>  <p>RW3</p>	<p>Copy of key by FAST COPY PLUS / RW4 PLUS Copia della chiave tramite FAST COPY PLUS / RW4 PLUS Kopie des Schlüssels mit FAST COPY PLUS / RW4 PLUS Copie de la clé par FAST COPY PLUS / RW4 PLUS Cópia da chave por meio de FAST COPY PLUS / RW4 PLUS</p>

VEHICLES GUIDE LEGEND - LEGENDA GUIDA VEICOLI - AUTOSCHLÜSSEL ERLÄUTERUNG - LÉGENDE GUIDE VÉHICULES - LEYENDA GUÍA PARA VEHÍCULOS - LEGENDA GUIA PARA VEÍCULOS

<p>COPY</p> <p>RW3</p>	<p>Copy of key by RW3 The symbols show:</p> <ul style="list-style-type: none"> - Y: can be copied with RW3; - ID: The RW3 (latest version in Silca) is able to duplicate the ID (part of the electronic code) of Philips* Crypto transponders. - PC: can be copied with RW3 + Silca Tex Cloning Program <p>Copia della chiave tramite RW3 I simboli identificano:</p> <ul style="list-style-type: none"> - Y: copiabile con RW3; - ID: RW3 (ultima versione presente in Silca) è in grado di duplicare l'identificatore (parte del codice elettronico) del transponder Crypto Philips* . - PC: copiabile con RW3 + Silca Tex Cloning Program <p>Kopie des Schlüssels mit RW3 Die Symbole zeigen an:</p> <ul style="list-style-type: none"> - Y: kopierbar mit RW3; - ID: RW3 (letzte Version von Silca) kopiert den Identifikator (Teil des elektronischen Codes) des Transponders Crypto Philips* . - PC: kopierbar mit RW3 + Silca Tex Cloning Program <p>Copie de la clé par RW3 Les symboles indiquent:</p> <ul style="list-style-type: none"> - Y: copiable avec RW3; - ID: RW3 (dernière version présente chez Silca) est en mesure de reproduire l'identificateur (partie du code électronique) du transpondeur Crypto Philips* . - PC: copiable avec RW3 + Silca Tex Cloning Program <p>Cópia de la llave por medio de RW3 Los símbolos identifican:</p> <ul style="list-style-type: none"> - Y: copiable con RW3; - ID: RW3 (última versión presente en Silca) es capaz de duplicar el identificador (parte del código electrónico) del transponder Crypto Philips* . - PC: copiable con RW3 + Silca Tex Cloning Program <p>Cópia da chave por meio de RW3 Os símbolos identificam:</p> <ul style="list-style-type: none"> - Y: pode ser copiada com RW3; - ID: RW3 (última versão da Silca) pode duplicar o identificador (parte do código electrónico) do transponder Crypto Philips* . - PC: pode ser copiada com RW3 + Silca Tex Cloning Program 	<p>Key memorization procedure on the vehicle without using devices (instructions in the STP program)</p> <p>Tipo di procedura di memorizzazione della chiave sull'autovettura senza l'utilizzo di dispositivi (istruzioni all'interno del programma STP)</p> <p>Speicherung des Schlüssels im Auto ohne Verwendung der Vorrichtungen (Anleitungen im Programm STP)</p> <p>Procédure de mise en mémoire de la clé sur le véhicule sans utiliser de dispositifs (voir instructions dans le programme STP)</p> <p>Procedimiento de memorización de la llave en el vehículo sin el uso de dispositivos (instrucciones en el interior del programa STP)</p> <p>Tipo de procedimento de memorização da chave no veículo sem utilizar nenhum dispositivo (instruções no programa STP)</p>
<p>STP</p>	<p>Indicates the possibility to generate codes for new transponder keys using STP+RW2 or STP+RW3 or STP+RW4 or STP+FAST COPY or STP+RW4 PLUS or STP+FAST COPY PLUS (5)</p> <p>Indica la possibilità di generare il codice per nuove chiavi transponder utilizzando STP+RW2 or STP+RW3 or STP+RW4 or STP+FAST COPY or STP+RW4 PLUS or STP+FAST COPY PLUS (5)</p> <p>Zeigt an, daß der Code für neue Transponderschlüssel mit dem STP+RW2 or STP+RW3 or STP+RW4 or STP+FAST COPY or STP+RW4 PLUS or STP+FAST COPY PLUS generiert werden kann (5)</p> <p>Indique la possibilité de générer le code pour de nouvelles clés transponder en utilisant STP+RW2 or STP+RW3 or STP+RW4 or STP+FAST COPY or STP+RW4 PLUS or STP+FAST COPY PLUS (5)</p> <p>Indica la posibilidad de generar el código para nuevas llaves transponder utilizando STP+RW2 or STP+RW3 or STP+RW4 or STP+FAST COPY or STP+RW4 PLUS or STP+FAST COPY PLUS (5)</p> <p>Indica a possibilidade de gerar o código para novas chaves transponder utilizando STP+RW2 or STP+RW3 or STP+RW4 or STP+FAST COPY or STP+RW4 PLUS or STP+FAST COPY PLUS (5)</p>	<p>Door lock Portiera Türe Portière Puerta Porta</p> <p>Antitheft devices for motor-cycles Antifurto per ciclomotori e motociclette Diebstahlschutz für Motorfahrrad und Motorräder Anti-vol pour cyclomoteurs/motocyclettes Antihurto para ciclomotores y motocicletas Anti-roubo para scooters e motocicletas</p> <p>Boot / Hatchback Bagagliaio / Portiera posteriore Kofferraum / Hecktür Coffre / Portière postérieure Maletero / Puerta trasera Bagageira/Porta traseira</p> <p>Cycle seat Sella Sattel Selle Silla Selim</p> <p>Petrol cap Tappo benzina Benzintankverschluss Bouchon réservoir Tapa de gasolina Tampão de gasolina</p> <p>Drawer Cassetto Schublade Tiroir Gaveta Porta-luvas</p>

VEHICLES GUIDE LEGEND - LEGENDA GUIDA VEICOLI - AUTOSCHLÜSSEL ERLÄUTERUNG - LÉGENDE GUIDE VÉHICULES - LEYENDA GUÍA PARA VEHÍCULOS - LEGENDA GUIA PARA VEÍCULOS



All the following information reported in columns 6, 71, 72, 42, 43/44a, 9b, 10b/10c, 12, 15, are relative to car/motorcycle/truck ignition.

Tutti i simboli e le informazioni contenute nelle colonne 6, 71, 72, 42, 43/44a, 9b, 10b/10c, 12, 15, sono relative all'accensione dell'auto/motocicletta/camion.

Alle Symbole u. Informationen in den Spalten 6, 71, 72, 42, 43/44a, 9b, 10b/10c, 12, 15, beziehen sich auf die Zündung des Autos/Motorrads/LKW.

Tous les symboles et les informations reportées dans les colonnes 6, 71, 72, 42, 43/44a, 9b, 10b/10c, 12, 15, sont relatifs à l'allumage de la voiture/motocyclette/camion.

Todos los símbolos y las informaciones en las columnas 6, 71, 72, 42, 43/44a, 9b, 10b/10c, 12, 15, son relativas al encendido del coche/motocicleta/camion.

Todos os símbolos e as informações contidas nas colunas 6, 71, 72, 42, 43/44a, 9b, 10b/10c, 12, 15, dizem respeito à ignição de automóvel/motocicleta/camião.

(1)	"PH"	Transponder Philips*
	"PH / CR"	Transponder Philips* Crypto
	"PH / CR2"	Transponder Philips* Crypto 2
	"MEG"	Transponder Megamos*
	"MEG / CR"	Transponder Megamos* Crypto
	"SOK / CR"	Sokymat* Crypto
	"TEXAS"	Transponder Texas*
	"TEX / CR"	Transponder Texas* Crypto
	"TEX / CR2"	Transponder Texas* Crypto 2
	"TEMIC"	Transponder Temic*
	"MOTOROLA"	Transponder Motorola*
	"TEM / CR"	Transponder Temic*Crypto
	"SAAB"	Transponder Saab*

(2)	ID TRANSPONDER - FAST COPY PLUS/RW4 PLUS/FAST COPY/RW4	
	11	Temic* (Fiat - fixed code) (Fiat - codice fisso) (Fiat - Fixer Code) (Fiat - code fixe) (Fiat - código fijo) (Fiat - código fijo)
	12	Temic* (Mazda-fixed code) (Mazda - codice fisso) (Mazda - Fixer Code) (Mazda - code fixe) (Mazda - código fijo) (Mazda - código fijo)
	13	Megamos* (fixed code) (codice fisso) (Fixer Code) (code fixe) (código fijo) (código fijo)
	17	Silca (fixed code - empty) (codice fisso - vuoto) (silca Fixer Code - leer) (fixe code - vide) (código fijo - vacío) (código fijo - vacío)
	21	Silca (fixed code - empty) (codice fisso - vuoto) (silca Fixer Code - leer) (fixe code - vide) (código fijo - vacío) (código fijo - vacío)
	22	Silca (fixed code - empty) (codice fisso - vuoto) (silca Fixer Code - leer) (fixe code - vide) (código fijo - vacío) (código fijo - vacío)
	23	Silca (fixed code - empty) (codice fisso - vuoto) (silca Fixer Code - leer) (fixe code - vide) (código fijo - vacío) (código fijo - vacío)
	33	Philips* (read/ write - fixed code) (read/ write - codice fisso) (read/ write - Fixer Code) (read/ write - code fixe) (read/ write - código fijo) (read/ write - código fijo)
	40	Philips* Crypto (Opel*-Vauxhall*)
	41	Philips* Crypto (Nissan*)
	42	Philips* Crypto (VAG*)
	44	Philips* Crypto
	45	Philips* Crypto (Peugeot*)

(2)	ID TRANSPONDER - FAST COPY PLUS/RW4 PLUS/FAST COPY/RW4	
	46	Philips* Crypto (Second generation) (seconda generazione) (Zweite Generation) (Deuxième génération) (segunda generaci3n) (segunda geraç3o)
	48	Megamos* Crypto
	53	Philips* (emulation of Megamos* for Audi*) (emulazione di Megamos* per Audi*) (simuliert Megamos* für Audi*) (émulation de Megamos* pour Audi*) (emulaci3n de Megamos* para Audi*) (emulaç3o de Megamos* para Audi*)
	73	Philips* (multi block - fixed code) (multi blocco - codice fisso) (multi block - Fixer Code) (multi bloc - code fixe) (multi bloque - código fijo) (multi-bloco - código fijo)
	93	Philips* (emulation of Megamos* for Daewoo*) (emulazione di Megamos* per Daewoo*) (simuliert Megamos* für Daewoo*) (émulation de Megamos* pour Daewoo*) (emulaci3n de Megamos* para Daewoo*) (emulaç3o de Megamos* para Daewoo*)
	4C	Texas* (fixed code) (codice fisso) (Fixer Code) (code fixe) (código fijo) (código fijo)
	4D	Texas* Crypto
	4F	Philips* Crypto (Fiat* - Alfa Romeo*)
	4M	Philips* Crypto (Mitsubishi*)
	4W	Philips* Crypto (VAG*)
	6F	Texas* Crypto 2
	8C	Temic* Crypto
	8D	Saab* (not duplicable) (non duplicabile) (nicht kopierbar) (non reproductible) (no duplicable) (n3o pode ser duplicado)
	8E	Sokymat* Crypto
	A1	Megamos* Crypto Volkswagen*
	A2	Megamos* Crypto Audi*
	A3	Megamos* Crypto Seat*
	A4	Megamos* Crypto Skoda*

(3)	ID TRANSPONDER - RW3	
	11	Temic* (Fiat - fixed code) (Fiat - codice fisso) (Fiat - Fixer Code) (Fiat - code fixe) (Fiat - código fijo) (Fiat - código fijo)
	12	Temic* (Mazda-fixed code) (Mazda - codice fisso) (Mazda - Fixer Code) (Mazda - code fixe) (Mazda - código fijo) (Mazda - código fijo)
	13	Megamos* (fixed code) (codice fisso) (Fixer Code) (code fixe) (código fijo) (código fijo)
	17	Silca (fixed code - empty) (codice fisso - vuoto) (silca Fixer Code - leer) (fixe code - vide) (código fijo - vacío) (código fijo - vacío)
	21	Silca (fixed code - empty) (codice fisso - vuoto) (silca Fixer Code - leer) (fixe code - vide) (código fijo - vacío) (código fijo - vacío)
	22	Silca (fixed code - empty) (codice fisso - vuoto) (silca Fixer Code - leer) (fixe code - vide) (código fijo - vacío) (código fijo - vacío)
	23	Silca (fixed code - empty) (codice fisso - vuoto) (silca Fixer Code - leer) (fixe code - vide) (código fijo - vacío) (código fijo - vacío)
	33	Philips* (read/ write - fixed code) (read/ write - codice fisso) (read/ write - Fixer Code) (read/ write - code fixe) (read/ write - código fijo) (read/ write - código fijo)
	40	Philips* Crypto (Opel*-Vauxhall*)
	41	Philips* Crypto (Nissan*)
	42	Philips* Crypto (VAG*)
	44	Philips* Crypto
	45	Philips* Crypto (Peugeot*)
	46	Philips* Crypto (Second generation) (seconda generazione) (Zweite Generation) (Deuxième génération) (segunda generaci3n) (segunda geraç3o)

VEHICLES GUIDE LEGEND - LEGENDA GUIDA VEICOLI - AUTOSCHLÜSSEL ERLÄUTERUNG - LÉGENDE GUIDE VÉHICULES - LEYENDA GUÍA PARA VEHÍCULOS - LEGENDA GUIA PARA VEÍCULOS

(3)	<p>ID TRANSPONDER - RW3</p> <p>48 Megamos* Crypto</p> <p>53 Philips* (emulation of Megamos* for Audi*) (emulazione di Megamos* per Audi*) (simuliert Megamos* für Audi*) (émulation de Megamos* pour Audi*) (emulación de Megamos* para Audi*) (emulação de Megamos* para Audi*)</p> <p>73 Philips* (multi block - fixed code) (multi blocco – codice fisso) (multi block - Fixer Code) (multi bloc - code fixe) (multi bloque - código fijo) (multi-bloco – código fixo)</p> <p>93 Philips* (emulation of Megamos* for Daewoo*) (emulazione di Megamos* per Daewoo*) (simuliert Megamos* für Daewoo*) (émulation de Megamos* pour Daewoo*) (emulación de Megamos* para Daewoo*) (emulação de Megamos* para Daewoo*)</p> <p>4C Texas* (fixed code) (codice fisso) (Fixer Code) (code fixe) (código fijo) (código fixo)</p> <p>4D Texas* Crypto</p> <p>6F Texas* Crypto 2 (only for RW3) (solo per RW3) (nur für RW3) (seulement pour RW3) (sólo por RW3) (só para RW3)</p> <p>8C Temic* Crypto</p> <p>8D Saab* (not duplicable) (non duplicabile) (nicht kopierbar) (non reproductible) (no duplicable) (não pode ser duplicado)</p>
(4)	<p>ID TRANSPONDER TEXAS CRYPTO (4D)</p> <p>60 Texas* Crypto (generic) (generico) (nicht spezifiziert) (générique) (genérico) (genérico)</p> <p>61 Texas* Crypto Mitsubishi 3</p> <p>62 Texas* Crypto Mitsubishi 2</p> <p>63 Texas* Crypto Ford 2</p> <p>64 Texas* Crypto (Renault <2000, Chrysler, Jeep)</p> <p>65 Texas* Crypto (Suzuki)</p> <p>66 Texas* Crypto (Suzuki 2)</p> <p>67 Texas* Crypto (Toyota/Lexus)</p> <p>68 Texas* Crypto (Toyota/Lexus 2)</p> <p>69 Texas* Crypto (Yamaha)</p> <p>70 Texas* Crypto (Toyota EU)</p> <p>XX Texas* Crypto (new or generic) (nuovo o generico) (neu oder nicht spezifiziert) (nouveau ou générique) (nuevo o genérico) (novo ou genérico)</p>
(5)	<p>"MEG" Megamos* (type of generation) (tipo di generazione) (Erzeugung Typ) (type de génération) (tipo de generación) (tipo de geração)</p> <p>"B - F" Bosch* - Fiat* (type of generation) (tipo di generazione) (Erzeugung Typ) (type de génération) (tipo de generación) (tipo de geração)</p> <p>"S - O" Siemens* - Opel* (type of generation) (tipo di generazione) (Erzeugung Typ) (type de génération)+ (tipo de generación) (tipo de geração)</p> <p>"M - V" Megamos* - VDO* (type of generation) (tipo di generazione) (Erzeugung Typ) (type de génération) (tipo de generación) (tipo de geração)</p> <p>"T - F" Temic* - Fiat* (type of generation) (tipo di generazione) (Erzeugung Typ) (type de génération) (tipo de generación) (tipo de geração)</p> <p>"S - V" Siemens* - Volkswagen* (type of generation) (tipo di generazione) (Erzeugung Typ) (type de génération) (tipo de generación) (tipo de geração)</p> <p>"G - V" PSA* - Valeo* (type of generation) (tipo di generazione) (Erzeugung Typ) (type de génération) (tipo de generación) (tipo de geração)</p> <p>"G - C" PSA* - CPH* (type of generation) (tipo di generazione) (Erzeugung Typ) (type de génération) (tipo de generación) (tipo de geração)</p> <p>"N - N" Nissan* (type of generation) (tipo di generazione) (Erzeugung Typ) (type de génération) (tipo de generación) (tipo de geração)</p>

(5) The keys must then be memorized in the vehicle central immobilizer system.
 Le chiavi devono poi essere memorizzate nella centralina immobilizer dell'auto.
 Die Schlüssel müssen anschliessend in die Steuerzentrale der Wegfahrsperre des Autos eingespeichert werden.
 Les clés doivent être mises en mémoire dans le central immobiliseur du véhicule.
 Las llaves deben memorizarse en la centralita immobilizer del vehículo.
 A seguir as chaves devem ser memorizadas na central do sistema de imobilização do veículo.

(*) IMPORTANT NOTE

The trade-marks or trade names mentioned in our catalogue are the exclusive property of authorized manufactures of lock and users, they are nominated only for the purposes of information so that any lock for which our keys are made can be rapidly identified.

I marchi o le denominazioni citate sono di proprietà esclusiva dei fabbricanti di serrature e degli utilizzatori autorizzati, e sono indicati a titolo di semplice informazione, con lo scopo di riconoscere velocemente a quali serrature le nostre chiavi sono destinate.

Die angeführten Markennamen oder Handelsmarken sind ausschließliches Eigentum der Schloßherteller und zugelassenen Fachhändlern, und sind nur zur Information angeführt, mit dem Zweck, schnell erkennen zu können, zu welchem Schloß unsere Schlüssel passen.

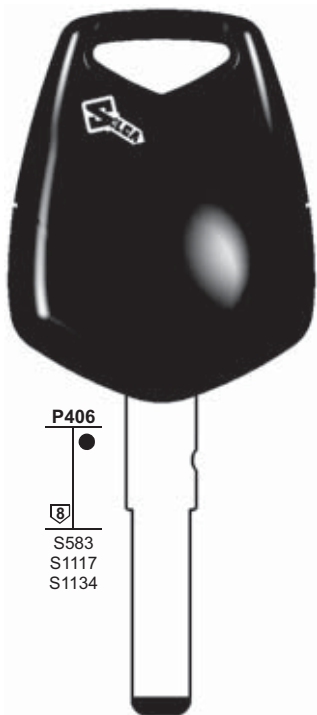
Les marques et appellations commerciales citées dans notre catalogue appartiennent exclusivement aux fabricants de serrures et aux utilisateurs autorisés, elles sont indiquées à titre d'information pure et simple pour vous permettre de déterminer rapidement les serrures auxquelles nos clés sont destinées.

Las marcas y denominaciones comerciales citadas en nuestro catálogo se declaran de propiedad exclusiva de los fabricantes de cerraduras y los utilizadores autorizados, se citan por simple información, al objeto de hacer comprender sin dificultad a qué cerraduras van destinadas nuestras llaves.

As marcas e as denominações citadas são propriedade exclusiva dos fabricantes de fechaduras e dos utilizadores autorizados, e são indicadas apenas a título de informação, a fim de reconhecer rapidamente as fechaduras a que se destinam as nossas chaves.

PER: 
FOR:

ABARTH



P406



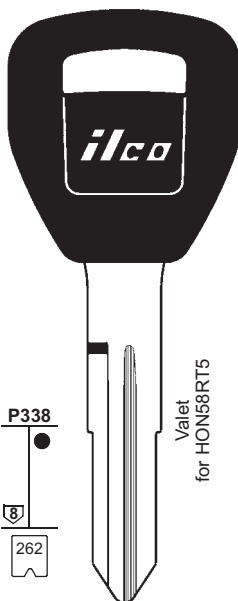
S583
S1117
S1134



SIP22EHP
DE 1-11210
..... 0001-2000

GIOBERT - TRW SIPEA

ACURA



P338



262

Valet
for HON58RT5



HD107-PT5
..... 5001-8442



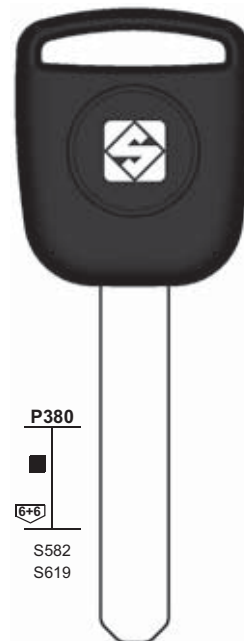
P276



262



HON58RT5
..... 5001-8442



P380



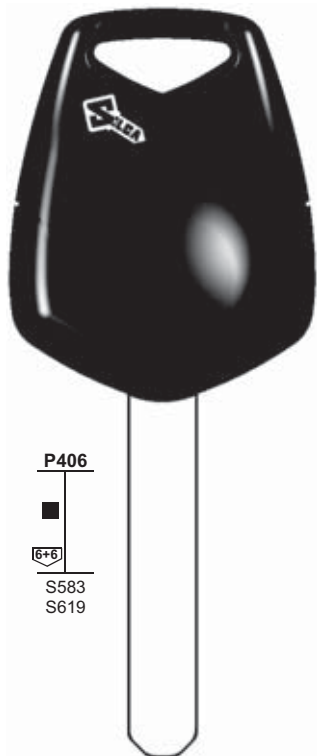
S582
S619



HON66T14
.....
K001-N718

PER: 
FOR:

ACURA



P406

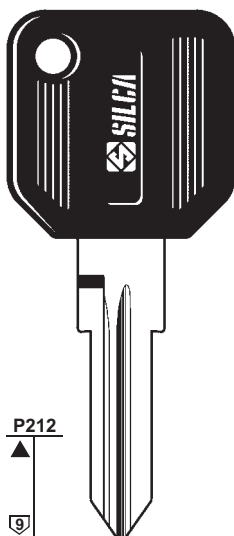


S583
S619



HON66EHP
.....
K001-N718

ALFA ROMEO



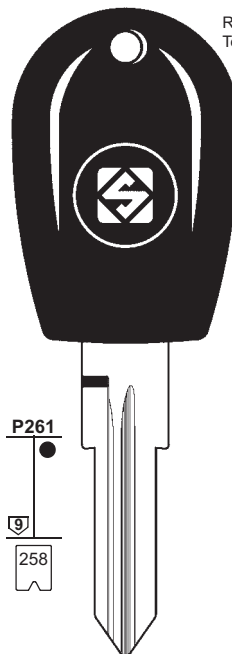
P212



258



GT15RAP
W
0001-9640



Red head
Testa rossa

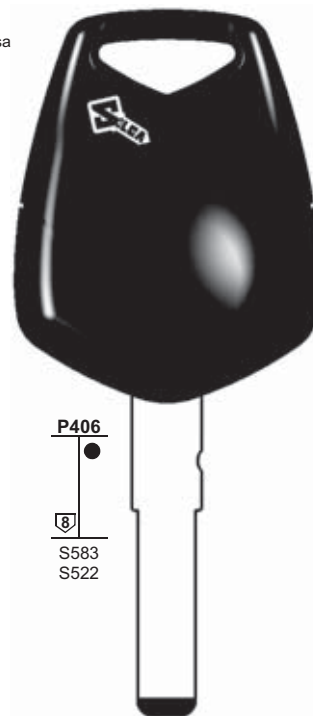
P261



258



GT15RT2
W
0001-9640



P406



S583
S522



SIP22EHP
DE
1-11210

GIOBERT - TRW SIPEA

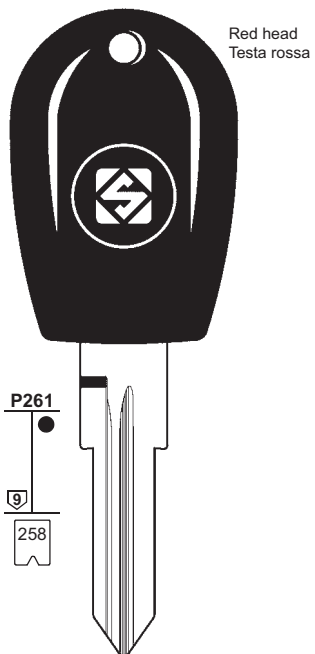
GIOBERT - TRW SIPEA

GIOBERT - TRW SIPEA

1	2	2a	3	6	71	72	42	43 44a	9b	10b 10c	12	15	A	B	C	D
IGNITION																
CAR MAKE/MODEL	FROM	TO	SILCA REF.	TRANSP. TYPE	ID	COPY	ID	COPY	ID	COPY	STP					
	1995	2010	 Ref.		 FAST COPY PLUS RW4 PLUS	 FAST COPY PLUS RW4 PLUS	 FAST COPY RW4	 FAST COPY RW4	 RW3	 RW3						
ABARTH																
500	2008			PH / CR2	46		46		46				↔	↔	↔	
500	2008		SIP22EHP	PH / CR2	46	Y	46	P-BOX	46				↔	↔	↔	
GRANDE PUNTO	2007			PH / CR2	46		46		46				↔	↔	↔	
GRANDE PUNTO	2007		SIP22EHP	PH / CR2	46	Y	46	P-BOX	46				↔	↔	↔	
ACURA																
3.5 RL	1996	2004	HD107-PT5	MEG	13	Y	13	Y	13	Y	(Meg)		↔	↔		
3.5 RL	1996	2004	HON58RT5	MEG	13	Y	13	Y	13	Y	(Meg)		↔	↔		↔
CL & TL	1999	2003	HD107-PT5	MEG	13	Y	13	Y	13	Y			↔	↔		
CL & TL	1999	2003	HON58RT5	MEG	13	Y	13	Y	13	Y			↔	↔		↔
INTEGRA	2000	2001	HD107-PT5	MEG	13	Y	13	Y	13	Y			↔	↔		↔
INTEGRA	2000	2001	HON58RT5	MEG	13	Y	13	Y	13	Y			↔	↔		↔
MDX	2001	2006	HD107-PT5	MEG	13	Y	13	Y	13	Y			↔	↔		↔
MDX	2001	2006	HON58RT5	MEG	13	Y	13	Y	13	Y			↔	↔		↔
MDX	2007		HON66T14	PH / CR2	46		46		46				↔	↔		↔
MDX	2007		HON66EHP	PH / CR2	46	Y	46	P-BOX	46				↔	↔		↔
NSX	1997	2005	HD107-PT5	MEG	13	Y	13	Y	13	Y	(Meg)		↔	↔		
NSX	1997	2005	HON58RT5	MEG	13	Y	13	Y	13	Y	(Meg)		↔	↔		↔
RDX	2007		HON66T14	PH / CR2	46		46		46				↔			
RDX	2007		HON66EHP	PH / CR2	46	Y	46	P-BOX	46				↔			
RSX	2002	2006	HD107-PT5	MEG	13	Y	13	Y	13	Y			↔	↔		↔
RSX	2002	2006	HON58RT5	MEG	13	Y	13	Y	13	Y			↔	↔		↔
TL	2004	2006		PH / CR2	46		46		46				↔	↔		↔
TL	2007		HON66T14	PH / CR2	46		46		46				↔			
TL	2007		HON66EHP	PH / CR2	46	Y	46	P-BOX	46				↔			
TSX	2004	2007		PH / CR2	46		46		46				↔	↔		↔
TSX	2008		HON66T14	PH / CR2	46		46		46				↔	↔		↔
TSX	2008		HON66EHP	PH / CR2	46	Y	46	P-BOX	46				↔	↔		↔
ALFA ROMEO																
145	1994	1995	GT15RAP										↔	↔	↔	↔
145	1995	1998	GT15RT2	PH	33	Y	33	Y	33	Y	B-F	S1	↔	↔	↔	↔
146	1995	1998	GT15RT2	PH	33	Y	33	Y	33	Y	B-F	S1	↔	↔	↔	↔
147	2000			MEG / CR	48		48		48				↔	↔	↔	↔
155	1995	1998	GT15RT2	PH	33	Y	33	Y	33	Y	B-F	S1	↔	↔	↔	↔
156 SPORT WAGON	2000	2001		PH / CR	4F		4F		44				↔	↔		↔
156 SPORT WAGON	2001	2007		PH / CR2	46		46		46				↔	↔		↔
156 SPORT WAGON	2001	2007	SIP22EHP	PH / CR2	46	Y	46	P-BOX	46				↔	↔		↔
156	1998	2001		PH / CR	4F		4F		44				↔	↔		↔
156	2001	2003		PH / CR2	46		46		46				↔	↔		↔
156	2001	2003	SIP22EHP	PH / CR2	46	Y	46	P-BOX	46				↔	↔		↔

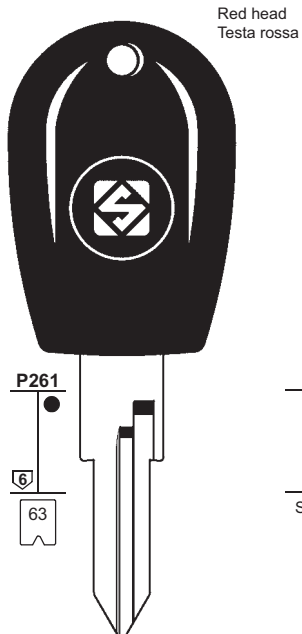
PER: 
FOR:

ALFA ROMEO



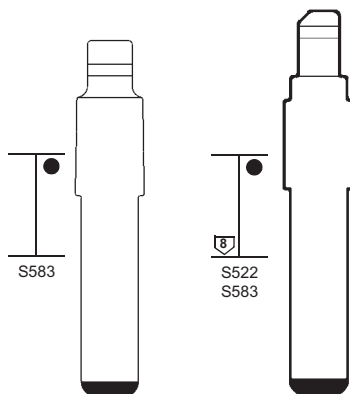

GT15RT2
W
0001-9640

GIOBERT - TRW SIPEA




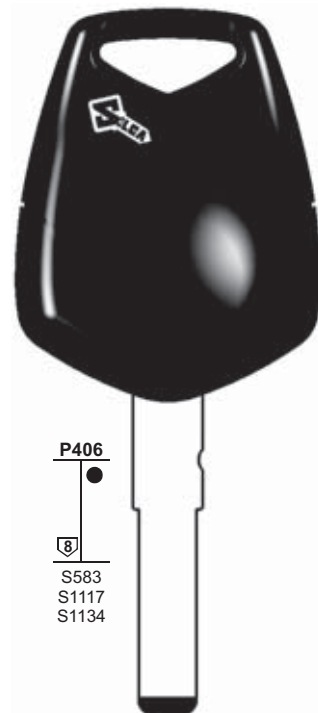

GT16T2
H 7001-8092
K (P) 7001-8092

GIOBERT - TRW SIPEA




SIP18T
DE
1-11210


SIP29T
DE
1-11210

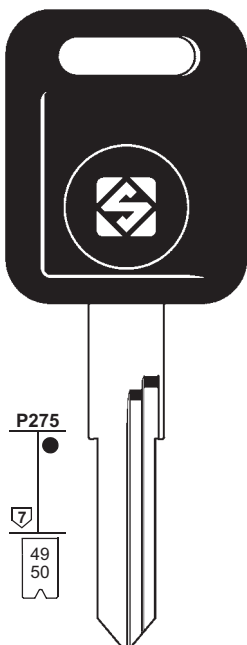



SIP22EHP
DE 1-11210
..... 0001-2000

GIOBERT - TRW SIPEA

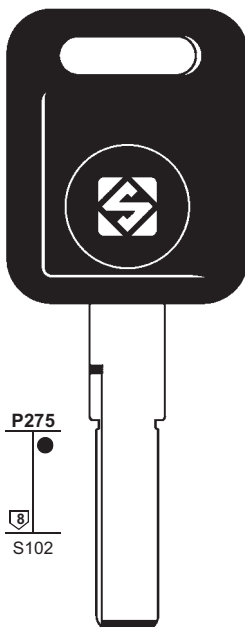
PER: 
FOR:

AUDI



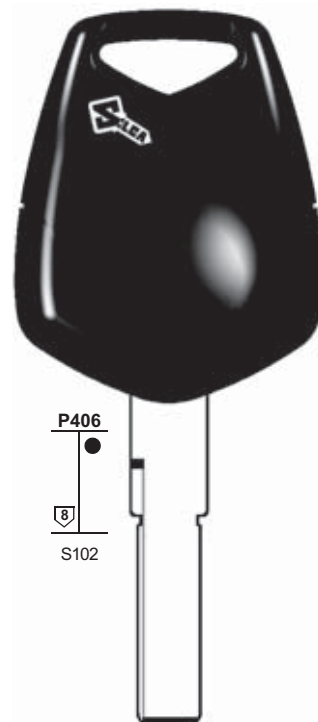

HU49AT5
AH
1-8154
1001-9282

WITTE




HU66AT5
..... 1-2000
1ATS00001-17850
FAB - HUF

WITTE




HU66EHP
..... 1-2000

1	2	2a	3	6	71	72	42	43 44a	9b	10b 10c	12	15	A	B	C	D
CAR MAKE/MODEL	FROM	TO	SILCA REF.	TRANSP. TYPE	ID	COPY	ID	COPY	ID	COPY	STP					
	1995	2010	 Ref.		 FAST COPY PLUS RW4 PLUS	 FAST COPY PLUS RW4 PLUS	 FAST COPY RW4	 FAST COPY RW4	 RW3	 RW3						
ALFA ROMEO																
156	2003	2005		MEG / CR	48		48		48				↔	↔		↔
159	2005			PH / CR2	46		46		46							
164 PLUS	1995			PH	33		33		33		B-F	S1	↔	↔		↔
164	1995	1998	GT16T2	PH	33	Y	33	Y	33	Y	B-F	S1	↔	↔		↔
166	1998	2004		PH / CR	4F		4F		44				↔	↔		↔
166	2004	2008		PH / CR2	46		46		46				↔	↔	↔	↔
166	2004	2008	SIP22EHP	PH / CR2	46	Y	46	P-BOX	46				↔	↔	↔	↔
BRERA	2005			PH / CR2	46		46		46							
GT	2004			MEG / CR	48		48		48				↔	↔	↔	↔
GTV	1995	1998	GT15RT2	PH	33	Y	33	Y	33	Y	B-F	S1	↔	↔	↔	↔
MiTo	2008			PH / CR2	46		46		46				↔			
MiTo	2008		SIP22EHP	PH / CR2	46	Y	46	P-BOX	46				↔			
SPIDER	1995	1998	GT15RT2	PH	33	Y	33	Y	33	Y	B-F	S1	↔	↔	↔	↔
SPIDER	2006			PH / CR2	46		46		46							
SOME MODELS	2000		SIP18T										↔	↔		↔
SOME MODELS	2005		SIP29T										↔	↔		
AUDI																
80	1996		HU49AT5	MEG	13	Y	13	Y	13	Y	Meg		↔	↔	↔	↔
A2	2000	2005	HU66AT6	MEG / CR	48		48		48				↔			
A3	1996	1997	HU66AT5	MEG	13	Y	13	Y	13	Y	Meg		↔	↔	↔	↔
A3	1997	2004	HU66AT6	MEG / CR	48		48		48				↔	↔	↔	↔
A3	2004			MEG / CR	A2		A2		48				↔	↔	↔	↔
A4	1995	1996	HU49AT5	MEG	13	Y	13	Y	13	Y	Meg		↔	↔	↔	↔
A4	1996	1997	HU66AT5	MEG	13	Y	13	Y	13	Y	Meg		↔	↔	↔	↔
A4	1997	2004	HU66AT6	MEG / CR	48		48		48				↔	↔	↔	↔
A4	2004			MEG / CR	A2		A2		48				↔	↔	↔	↔
A6	1995	1996	HU49AT5	MEG	13	Y	13	Y	13	Y	Meg		↔	↔	↔	↔
A6	1996	1997	HU66AT5	MEG	13	Y	13	Y	13	Y	Meg		↔	↔	↔	↔
A6	1997	2004	HU66AT6	MEG / CR	48		48		48				↔	↔	↔	↔
A6	2004	2006		MEG / CR	A2		A2		48				↔	↔	↔	↔
A6	2006			SOK / CR	8E		8E						↔	↔	↔	↔
A8	1995	1996	HU49AT5	MEG	13	Y	13	Y	13	Y	Meg		↔	↔	↔	↔
A8	1996	1997	HU66AT5	MEG	13	Y	13	Y	13	Y	Meg		↔	↔	↔	↔
A8	1997	2004	HU66AT6	MEG / CR	48		48		48				↔	↔	↔	↔
A8	2004			PH / CR2	46		46		46				↔	↔	↔	↔
A8	2004		HU66EHP	PH / CR2	46	Y	46	P-BOX	46				↔	↔	↔	↔
ALLROAD	2000	2005	HU66AT6	MEG / CR	48		48		48				↔	↔	↔	↔
ALLROAD	2006			MEG / CR	A2		A2		48				↔	↔	↔	↔
CABRIO	1995	1996	HU49AT5	MEG	13	Y	13	Y	13	Y	Meg		↔	↔	↔	↔

PER: 
FOR:

AUDI



P275
7
49
50

 
HU49AT5
AH
1-8154
1001-9282

HUF - WITTE



P275
8
S102

 
HU66AT5
. 1-2000
1ATS00001-17850

FAB - HUF - WITTE



P254
8
S102
S260
S482

 
HU66T6
. 1-2000

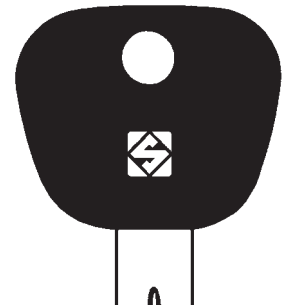


P406
8
S102

 
HU66EHP
. 1-2000

FAB - HUF - WITTE

BMW



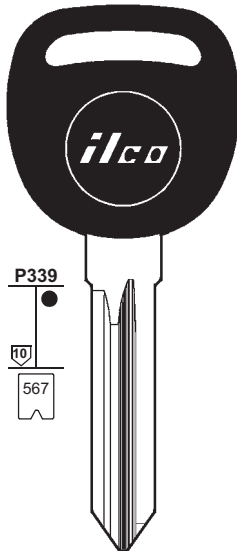
P117
6
S3

 
HU58AP
BH
010001-241450

HUF - WITTE

PER: 
FOR:

BUICK

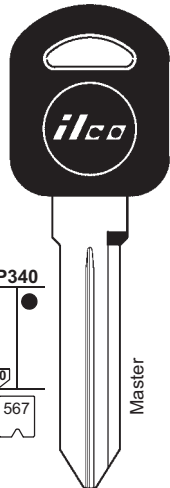


P339
10
567

G 0-3631

 
B111-PT

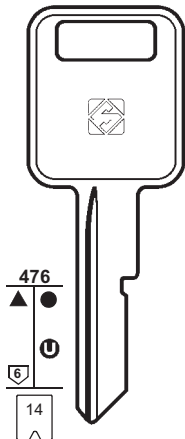
BRIGGS & STRATTON - GENERAL MOTORS



P340
10
567
Master

H 1-3988
. 1-1988
. S000A-S711K
O 5000-6999

 
B97-PT5

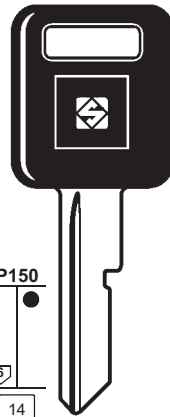


476
6
14

E
. J . . 0.00.-9.99
. J . . 0.00.-99.9
. K . . 0.00.-9.99
. K . . 0.00.-99.9
N . . . 0.00.-999
P . . . 0.00.-999
H . . L.00.0.-99.9

 
GM5-OR

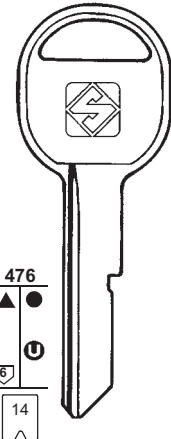
BRIGGS & STRATTON - GENERAL MOTORS



P150
6
14

E
. J . . 0.00.-9.99
. J . . 0.00.-99.9
. K . . 0.00.-9.99
. K . . 0.00.-99.9
N . . . 0.00.-999
P . . . 0.00.-999
H . . L.00.0.-99.9

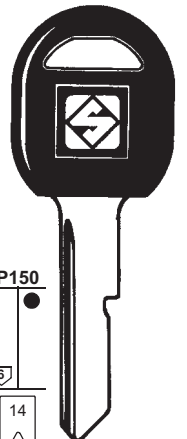
 
GM5CP



476
6
14

H
. L . . 0.00.-9.99
. L . . 0.00.-99.9
. M . . 0.00.-9.99
. M . . 0.00.-99.9
S . . . 0.00.-999
U . . . 0.00.-999



















 
GM6-OR



P150
6
14

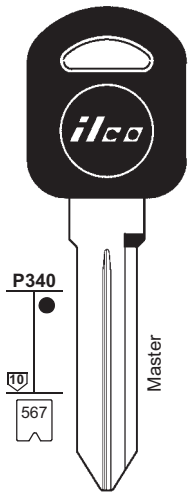
H
. L . . 0.00.-9.99
. L . . 0.00.-99.9
. M . . 0.00.-9.99
. M . . 0.00.-99.9
S . . . 0.00.-999
U . . . 0.00.-999

 
GM6DP

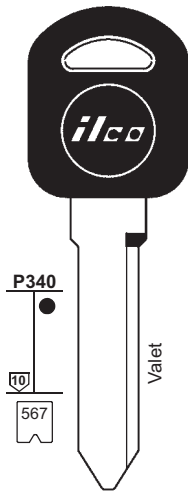
1	2	2a	3	6	71	72	42	43 44a	9b	10b 10c	12	15	A	B	C	D			
				IGNITION 															
CAR MAKE/MODEL 	FROM 1995 	TO 2010 	SILCA REF.  Ref.	TRANSP. TYPE 	ID  FAST COPY PLUS RW4 PLUS	COPY  FAST COPY PLUS RW4 PLUS	ID  FAST COPY RW4	COPY  FAST COPY RW4	ID  RW3	COPY  RW3	STP 								
AUDI																			
CABRIO	1996	1997	HU66AT5	MEG	13	Y	13	Y	13	Y	Meg		↔	↔	↔	↔			
CABRIO	1997		HU66AT6	MEG / CR	48		48		48				↔	↔	↔	↔			
COUPÉ S2	1995	1996	HU49AT5	MEG	13	Y	13	Y	13	Y	Meg		↔	↔	↔	↔			
COUPÉ S2	1996	1997	HU66AT5	MEG	13	Y	13	Y	13	Y	Meg		↔	↔	↔	↔			
COUPÉ S2	1997		HU66AT6	MEG / CR	48		48		48				↔	↔	↔	↔			
COUPÉ	1995	1996	HU49AT5	MEG	13	Y	13	Y	13	Y	Meg		↔	↔	↔	↔			
COUPÉ	1996	1997	HU66AT5	MEG	13	Y	13	Y	13	Y	Meg		↔	↔	↔	↔			
COUPÉ	1997		HU66AT6	MEG / CR	48		48		48				↔	↔	↔	↔			
Q7	2006			MEG / CR	A2		A2		48				↔	↔	↔	↔			
Q7	2006		HU66EHP	PH / CR2	46	Y	46	P-BOX	46				↔	↔	↔	↔			
S3	2001		HU66AT6	MEG / CR	48		48		48				↔	↔	↔	↔			
S4	2002		HU66T6	MEG / CR	48		48		48				↔	↔	↔	↔			
S6	1995	1996	HU49AT5	MEG	13	Y	13	Y	13	Y	Meg		↔	↔	↔	↔			
S6	1996	1997	HU66AT5	MEG	13	Y	13	Y	13	Y	Meg		↔	↔	↔	↔			
S6	1997		HU66AT6	MEG / CR	48		48		48				↔	↔	↔	↔			
S8	1998		HU66AT6	MEG / CR	48		48		48				↔	↔	↔	↔			
TT	1998	2004	HU66AT6	MEG / CR	48		48		48				↔	↔	↔	↔			
TT	2004			MEG / CR	A2		A2		48				↔	↔	↔	↔			
BMW																			
MINI	2001	2006		PH	73		73		73										
MINI	2007			PH / CR2	46		46		46				↔						
SERIE 1 (E87)	2004			PH / CR2	46		46		46				↔						
SERIE 3/5/6/7/8	1995			PH	33		33		33				HU58AP	↔		↔			
SERIE 5 (E60)	2003			PH / CR2	46		46		46				↔						
SERIE 6 (E64)	2004			PH / CR2	46		46		46				↔						
SERIE 7 (E65)	2002			PH / CR2	46		46		46				↔						
X3	2003			PH	73		73		73										
Z3	1996	2002		PH	33		33		33				HU58AP	↔		↔			
BUICK																			
ALLURE	2005	2008		MEG	13		13		13			G	↔	↔	↔	↔			
CENTURY	1991	2000	GM5CP										GM6DP	↔		↔			
CENTURY	1991	2000	GM5CP										GM6-OR	↔		↔			
CENTURY	1991	2000	GM5-OR										GM6DP	↔		↔			
CENTURY	1991	2000	GM5-OR										GM6-OR	↔		↔			
CENTURY	2000	2005	B97-PT5	MEG	13	Y	13	Y	13	Y									
ENCLAVE	2007		B111-PT	PH / CR2	46		46		46				↔	↔		↔			
LA CROSSE	2005	2009		MEG	13		13		13			G	↔	↔	↔	↔			

PER: 
FOR:

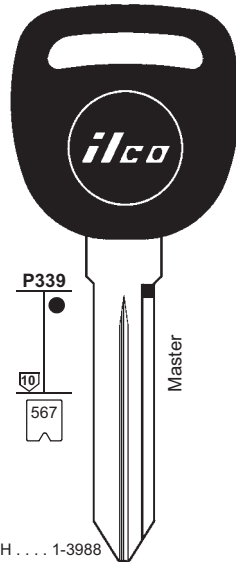
BUICK



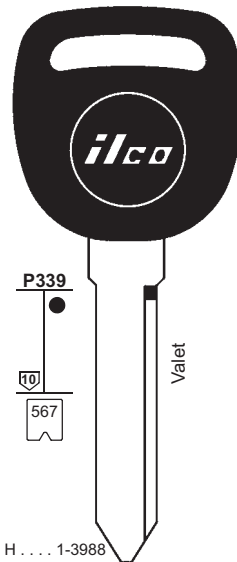
H 1-3988
 1-1988
 S000A-S711K
 O 5000-6999



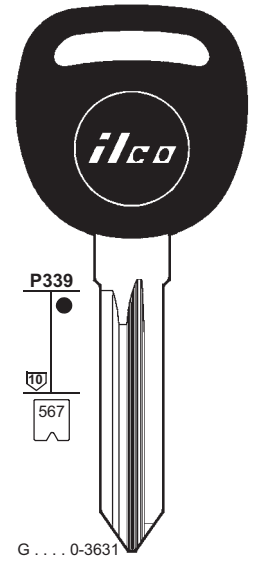
H 1-3988
 1-1988
 S000A-S711K
 O 5000-6999



H 1-3988
 1-1988
 S000A-S711K
 O 5000-6999



H 1-3988
 1-1988
 S000A-S711K
 O 5000-6999



G 0-3631



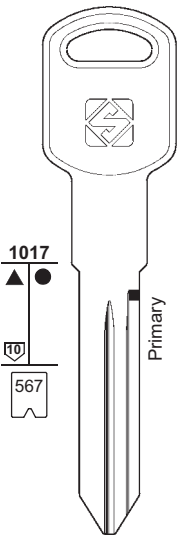
BRIGGS & STRATTON - GENERAL MOTORS

BRIGGS & STRATTON - GENERAL MOTORS

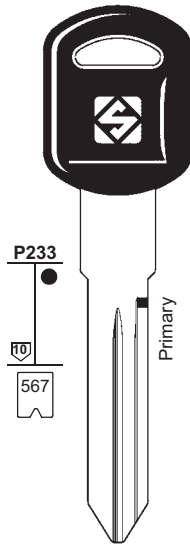
BRIGGS & STRATTON - GENERAL MOTORS

PER: 
FOR:

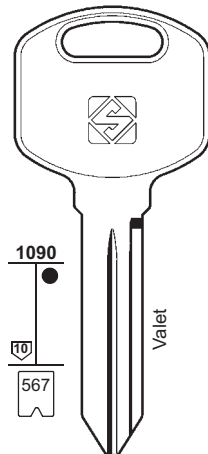
BUICK



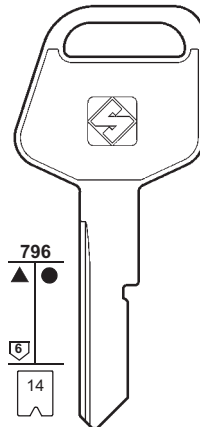
. . . . AA00-7T51
 S000A-S711K



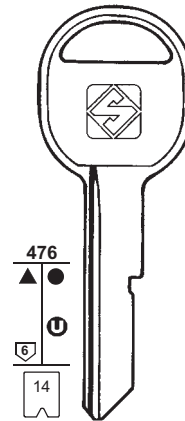
. . . . AA00-7T51
 S000A-S711K



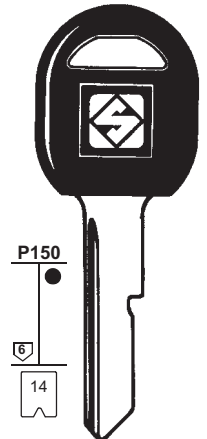
. . . . AA00-7T51
 S000A-S711K



H 0.00-9.99
 . . L . . 00.0-99.9
 . . M . . 0.00-9.99
 . . M . . 00.0-99.9



H 0.00-9.99
 . . L . . 00.0-99.9
 . . M . . 0.00-9.99
 . . M . . 00.0-99.9
 S 000-999
 U 000-999





















H 0.00-9.99
 . . L . . 00.0-99.9
 . . M . . 0.00-9.99
 . . M . . 00.0-99.9
 S 000-999
 U 000-999



BRIGGS & STRATTON - GENERAL MOTORS

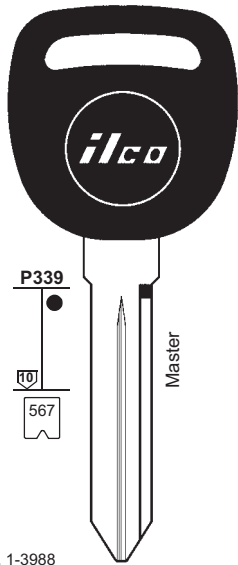
BRIGGS & STRATTON - GENERAL MOTORS

BRIGGS & STRATTON - GENERAL MOTORS

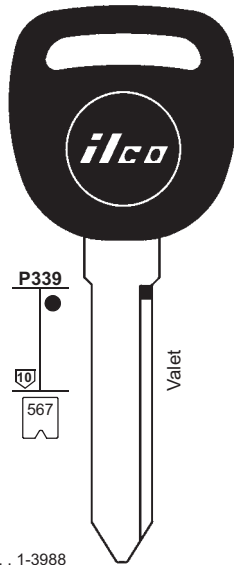
1	2	2a	3	6	71	72	42	43 44a	9b	10b 10c	12	15	A	B	C	D			
				IGNITION 															
CAR MAKE/MODEL 	FROM 1995 	TO 2010 	SILCA REF.  Ref.	TRANSP. TYPE 	ID  FAST COPY PLUS RW4 PLUS	COPY  FAST COPY PLUS RW4 PLUS	ID  FAST COPY RW4	COPY  FAST COPY RW4	ID  RW3	COPY  RW3	STP 								
BUICK																			
LE SABRE	1996	2000		VATS SYS.									GM41	↔		↔			
LE SABRE	2000	2005	B100-PT	MEG	13		13		13			A							
LE SABRE	2000	2005	B99-PT	MEG	13		13		13			A							
LE SABRE	2000	2005	B100-PT5	MEG	13	Y	13	Y	13	Y									
LE SABRE	2000	2005	B99-PT5	MEG	13	Y	13	Y	13	Y									
LUCEME	2006		B111-PT	PH / CR2	46		46		46				↔	↔		↔			
PARK AVENUE	1992	1997		VATS SYS.									GM6DP	↔		↔			
PARK AVENUE	1992	1997		VATS SYS.									GM6-OR	↔		↔			
PARK AVENUE	1997	2002	B97-PT5	MEG	13	Y	13	Y	13	Y			↔	↔	↔	↔			
PARK AVENUE	1997	2002	B98-PT5	MEG	13	Y	13	Y	13	Y			↔	↔	↔				
PARK AVENUE	1997	2002	B97-PT	MEG	13		13		13			A	↔	↔	↔	↔			
PARK AVENUE	1997	2002	B98-PT	MEG	13		13		13			A	↔	↔	↔				
PARK AVENUE	2003	2005	B97-PT	MEG	13		13		13			A	↔	↔	↔	↔			
PARK AVENUE	2003	2005	B97-PT	MEG	13		13		13			G	↔	↔	↔	↔			
PARK AVENUE	2003	2005	B97-PT5	MEG	13	Y	13	Y	13	Y			↔	↔	↔	↔			
RAINER	2003	2007	B100-PT5	MEG	13	Y	13	Y	13	Y			↔	↔	↔	↔			
RAINER	2003	2007	B99-PT5	MEG	13	Y	13	Y	13	Y			↔	↔	↔	↔			
RAINER	2003	2007	B100-PT	MEG	13		13		13			A	↔	↔	↔	↔			
RAINER	2003	2007	B99-PT	MEG	13		13		13			A	↔	↔	↔	↔			
RAINER	2003	2007	B100-PT	MEG	13		13		13			G	↔	↔	↔				
RAINER	2003	2007	B99-PT	MEG	13		13		13			G	↔	↔	↔	↔			
REGAL	1992	1999		VATS SYS.									GM28R	↔	↔	↔			
REGAL	2000	2005		MEG / CR	48		48		48										
RENDEZVOUS	2002	2007	B100-PT5	MEG	13	Y	13	Y	13	Y			↔	↔	↔				
RENDEZVOUS	2002	2007	B99-PT5	MEG	13	Y	13	Y	13	Y			↔	↔	↔	↔			
RENDEZVOUS	2002	2007	B100-PT	MEG	13		13		13			A	↔	↔	↔				
RENDEZVOUS	2002	2007	B99-PT	MEG	13		13		13			A	↔	↔	↔	↔			
RIVIERA	1995	1996	GM39										GM41	↔		↔			
RIVIERA	1995	1996	GM39EP										GM41	↔		↔			
RIVIERA	1996	1999		VATS SYS.									GM41	↔		↔			
ROADMASTER	1996			VATS SYS.									GM41	↔		↔			
SKYLARK	1996	1998	GM39										↔	↔		↔			
SKYLARK	1996	1998	GM39EP										↔	↔		↔			
TERRAZA	2005	2007	B97-PT	MEG	13		13		13			G	↔	↔	↔	↔			

PER: 
FOR:

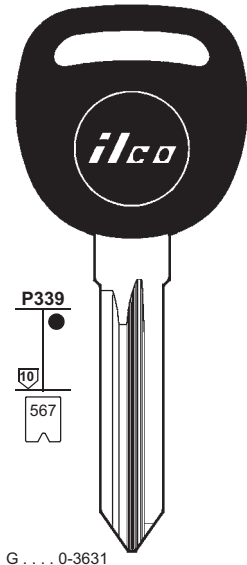
CADILLAC



H 1-3988
. . . . 1-1988
. . . . S000A-S711K
O 5000-6999



H 1-3988
. . . . 1-1988
. . . . S000A-S711K
O 5000-6999



G 0-3631



B99-PT



B100-PT



B111-PT



B99-PT5




B100-PT5

GENERAL MOTORS

PER: 
FOR:

CADILLAC

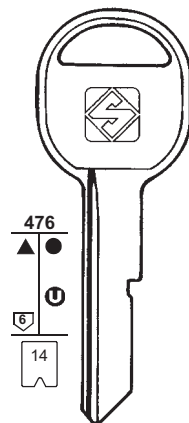


S 1-5200
S 5298-6300



HU46T2

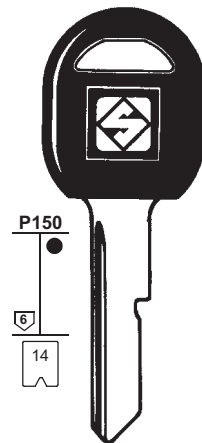
HUF



H 0.00-9.99
. . L . . 00.0-99.9
. . M . . 0.00-9.99
. . M . . 00.0-99.9
S 000-999
U 000-999



GM6-OR



H 0.00-9.99
. . L . . 00.0-99.9
. . M . . 0.00-9.99
. . M . . 00.0-99.9
S 000-999
U 000-999



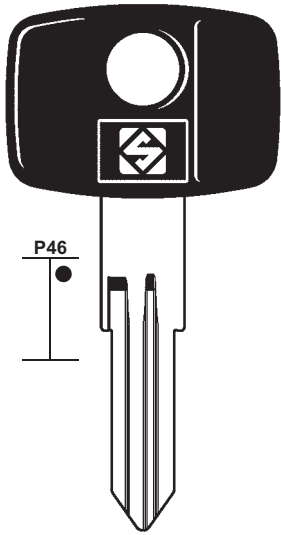
GM6DP

BRIGGS & STRATTON

1	2	2a	3	6	71	72	42	43 44a	9b	10b 10c	12	15	A	B	C	D
IGNITION																
CAR MAKE/MODEL	FROM	TO	SILCA REF.	TRANSP. TYPE	ID	COPY	ID	COPY	ID	COPY	STP					
	1995	2010	 Ref.		 FAST COPY PLUS RW4 PLUS	 FAST COPY PLUS RW4 PLUS	 FAST COPY RW4	 FAST COPY RW4	 RW3	 RW3						
CADILLAC																
BLS	2007			PH / CR2	46		46		46							
BROUGHAM	1996			VATS SYS.									GM6DP	↔		↔
BROUGHAM	1996			VATS SYS.									GM6-OR	↔		↔
CATERA	1997	2000	HU46T2	PH	33	Y	33	Y	33	Y	S-O		↔	↔		↔
CATERA	2001	2002		PH / CR	40		40		40				↔	↔		↔
CTS	2003	2007		MEG / CR	48		48		48			G				
CTS	2008		B111-PT	PH / CR2	46		46		46			G	↔	↔	↔	↔
DEVILLE STS	2000	2005	B100-PT	MEG	13		13		13			A				
DEVILLE STS	2000	2005	B100-PT5	MEG	13	Y	13	Y	13	Y		A				
DEVILLE STS	2000	2005	B99-PT	MEG	13		13		13			A				
DEVILLE STS	2000	2005	B99-PT5	MEG	13	Y	13	Y	13	Y		A				
DEVILLE	1996	2000		VATS SYS.									GM6DP	↔		↔
DEVILLE	1996	2000		VATS SYS.									GM6-OR	↔		↔
DTS	2006		B111-PT	PH / CR2	46		46		46			A	↔	↔	↔	↔
ELDORADO	1996	2003		VATS SYS.									GM6DP	↔		↔
ELDORADO	1996	2003		VATS SYS.									GM6-OR	↔		↔
ESCALADE	2007		B111-PT	PH / CR2	46		46		46			A	↔	↔		↔
SEVILLE	1996	1998		VATS SYS.									GM6DP	↔		↔
SEVILLE	1996	1998		VATS SYS.									GM6-OR	↔		↔
SEVILLE	1998	2005	B100-PT5	MEG	13	Y	13	Y	13	Y						
SEVILLE	1998	2005	B99-PT5	MEG	13	Y	13	Y	13	Y			↔	↔	↔	↔
SEVILLE	1998	2005	B100-PT	MEG	13		13		13			A				
SEVILLE	1998	2005	B99-PT	MEG	13		13		13			A	↔	↔	↔	↔
SRX	2004	2006		MEG / CR	48		48		48			G	↔	↔	↔	↔
SRX	2007		B111-PT	PH / CR2	46		46		46			G	↔	↔		↔
STS	2005		B111-PT	PH / CR2	46		46		46			G	↔	↔		↔
XLR	2004		B111-PT	PH / CR2	46		46		46			G	↔	↔		↔

PER: 
FOR:

CHEVROLET SUD AMERICA



P46



GM44RP

GENERAL MOTORS BRASIL



P314




S 1-5200
S 5298-6300



HU46T12

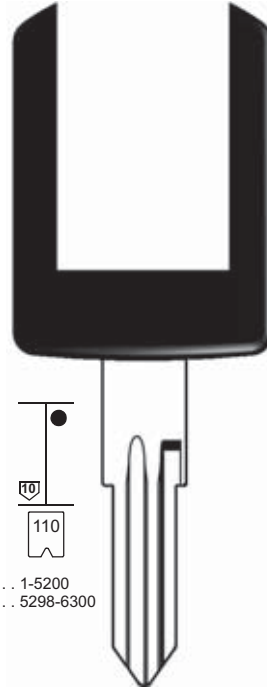


HU46T9



HU46T2

HUF



P314

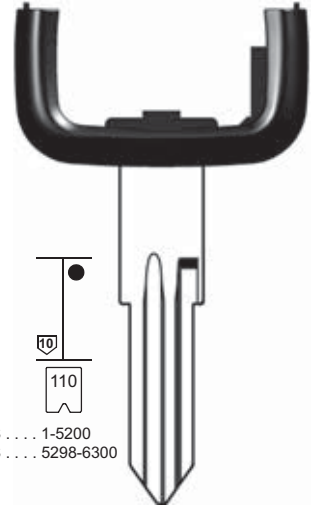


S 1-5200
S 5298-6300



HU46BT12

HUF



P314



S 1-5200
S 5298-6300

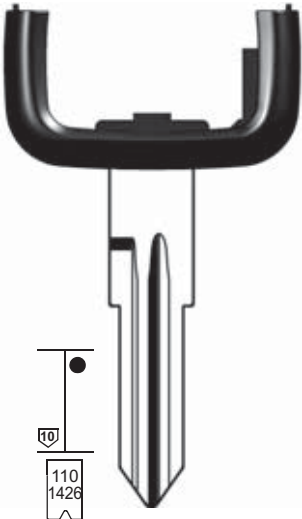


HU46AT9

HUF

PER: 
FOR:


CHEVROLET SUD AMERICA



YM28AT9

D 1-5200
S 1-5200
S 5298-6300
..... 1002-3997
..... 4000-5874

VALEO - YMOS



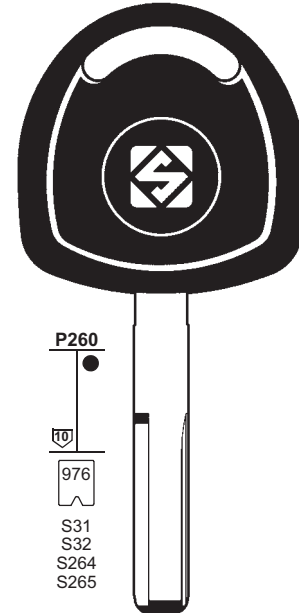
P314



YM28T2

D 1-5200
S 1-5200
S 5298-6300
..... 1002-3997
..... 4000-5874

HUF - YMOS



P260



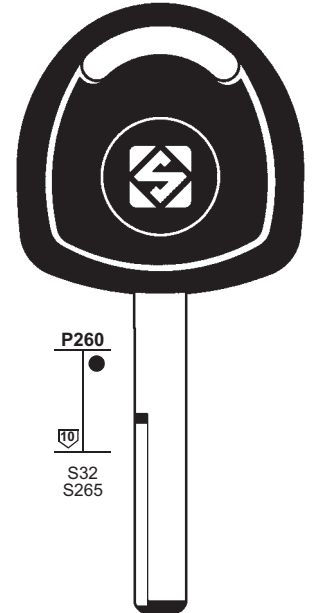
S31
S32
S264
S265



HU43T2

H
WH
0001-3000

HUF



P260





















S32
S265



YM27T2


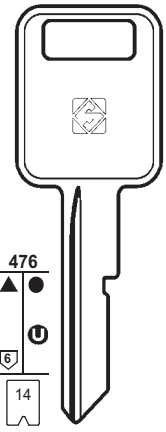
Y
WY
1-3000

YMOS

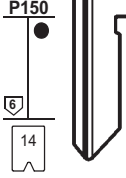
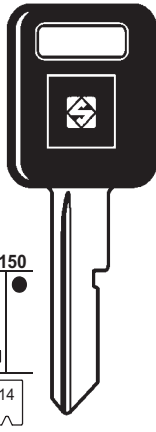
1	2	2a	3	6	71	72	42	43 44a	9b	10b 10c	12	15	A	B	C	D			
				IGNITION 															
CAR MAKE/MODEL 	FROM 1995 	TO 2010 	SILCA REF.  Ref.	TRANSP. TYPE 	ID  FAST COPY PLUS RW4 PLUS	COPY  FAST COPY PLUS RW4 PLUS	ID  FAST COPY RW4	COPY  FAST COPY RW4	ID  RW3	COPY  RW3	STP 								
CHEVROLET SUD AMERICA																			
ASTRA	2001		HU46T12	PH / CR	40	ID	40	ID	40	ID									
BLAZER	2006			PH / CR2	46		46		46										
CAPTIVA	2008			PH / CR2	46		46		46										
CELTA	2000		HU46T12	PH / CR	40	ID	40	ID	40	ID			↔	↔	↔	↔			
CORSA HATCH	2000		HU46T12	PH / CR	40	ID	40	ID	40	ID									
CORSA	1995	1998	HU46T2	PH	33	Y	33	Y	33	Y	S-O		↔	↔	↔	↔			
CORSA	1995	1998	YM28T2	PH	33	Y	33	Y	33	Y	S-O		↔	↔	↔	↔			
CORSA	1998	1999	HU46AT9	PH / CR	40	ID	40	ID	40	ID			↔	↔	↔	↔			
CORSA	1998	1999	HU46T9	PH / CR	40	ID	40	ID	40	ID			↔	↔	↔	↔			
CORSA	1998	1999	YM28AT9	PH / CR	40	ID	40	ID	40	ID			↔	↔	↔	↔			
CORSA	1998	1999	HU46T2	PH / CR	40	RD	40	RD	40	ID			↔	↔	↔	↔			
CORSA	1998	1999	YM28T2	PH / CR	40	RD	40	RD	40	ID			↔	↔	↔	↔			
CORSA	2000		HU46BT12	PH / CR	40	ID	40	ID	40	ID									
CORSA	2000		HU46T12	PH / CR	40	ID	40	ID	40	ID									
MERIVA	2002		HU46T12	PH / CR	40	ID	40	ID	40	ID			↔	↔	↔	↔			
MONTANA	2003		HU46T12	PH / CR	40	ID	40	ID	40	ID									
OMEGA	1995	1998	HU43T2	PH	33	Y	33	Y	33	Y	S-O		↔	↔	↔	↔			
OMEGA	1995	1998	YM27T2	PH	33	Y	33	Y	33	Y	S-O		↔	↔	↔	↔			
PRISMA	2006		HU46T12	PH / CR	40	ID	40	ID	40	ID									
S-10	2006			PH / CR2	46		46		46										
VARIOUS MODELS	1996		GM44RP										↔	↔	↔				
VECTRA	2005		HU46T12	PH / CR	40	ID	40	ID	40	ID									
VECTRA	2009		YM28AT12	PH / CR	40	ID	40	ID	40	ID									
ZAFIRA	1999	2000	HU46AT9	PH / CR	40	ID	40	ID	40	ID									
ZAFIRA	1999	2000	HU46T9	PH / CR	40	ID	40	ID	40	ID									
ZAFIRA	1999	2000	HU46T2	PH / CR	40	RD	40	RD	40	ID			↔	↔	↔	↔			
ZAFIRA	2001		HU46T12	PH / CR	40	ID	40	ID	40	ID									
VARIOUS MODELS	1996		GM44RP										↔	↔	↔				

PER: 
FOR: 

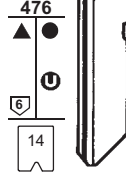
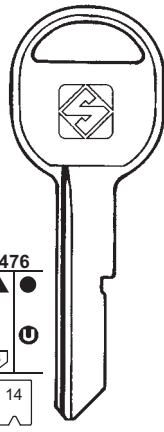
CHEVROLET USA



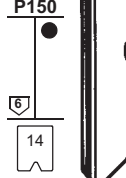
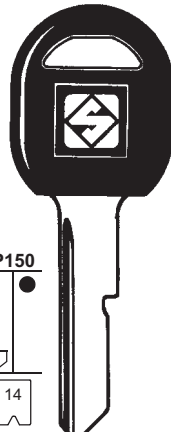
E
 . J . . 0.00.-9.99
 . J . . 0.00.-99.9
 . K . . 0.00.-9.99
 . K . . 0.00.-99.9
 N . . . 0.00.-999
 P . . . 0.00.-999
 H . . L.00.0-99.9



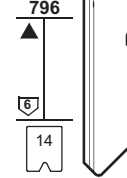
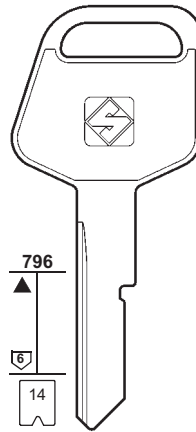
E
 . J . . 0.00.-9.99
 . J . . 0.00.-99.9
 . K . . 0.00.-9.99
 . K . . 0.00.-99.9
 N . . . 0.00.-999
 P . . . 0.00.-999
 H . . L.00.0-99.9



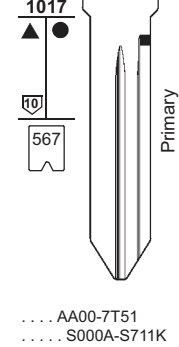
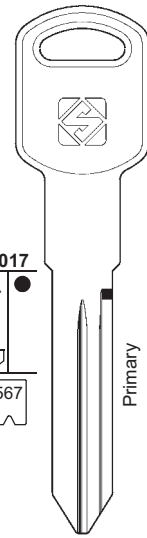
H
 . L . . 0.00.-9.99
 . L . . 0.00.-99.9
 . M . . 0.00.-9.99
 . M . . 0.00.-99.9
 S . . . 0.00.-999
 U . . . 0.00.-999



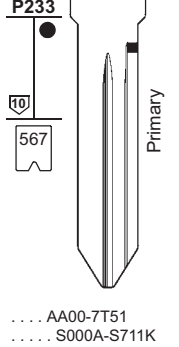
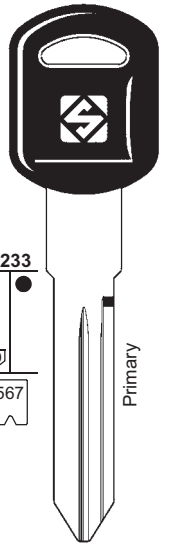
H
 . L . . 0.00.-9.99
 . L . . 0.00.-99.9
 . M . . 0.00.-9.99
 . M . . 0.00.-99.9
 S . . . 0.00.-999
 U . . . 0.00.-999



H
 . L . . 0.00.-9.99
 . L . . 0.00.-99.9
 . M . . 0.00.-9.99
 . M . . 0.00.-99.9



..... AA00-7T51
 S000A-S711K



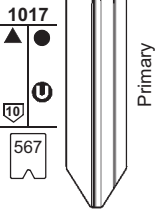
..... AA00-7T51
 S000A-S711K



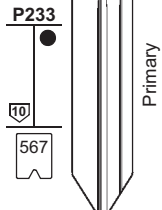
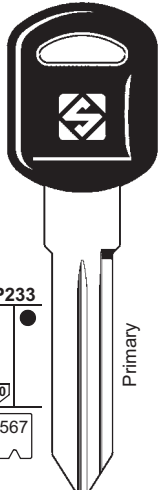
BRIGGS & STRATTON - GENERAL MOTORS

PER: 
FOR: 

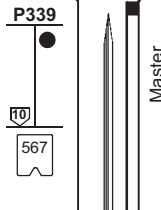
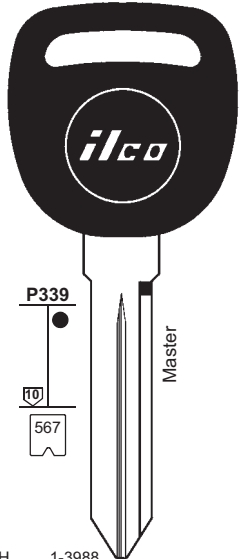
CHEVROLET USA



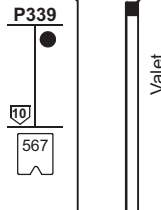
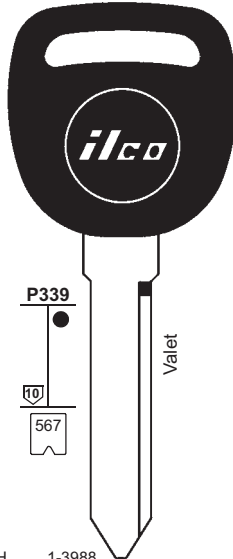
..... AA00-7T51
 S000A-S711K



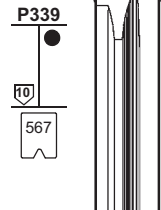
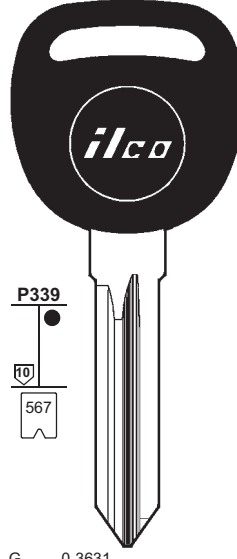
..... AA00-7T51
 S000A-S711K



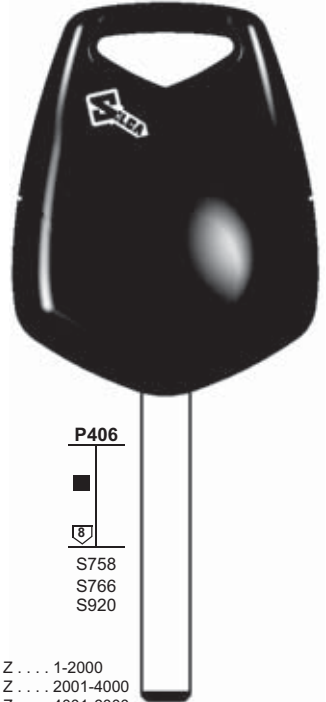
H 1-3988
 1-1988
 S000A-S711K
 O 5000-6999



H 1-3988
 1-1988
 S000A-S711K
 O 5000-6999



G 0-3631



Z 1-2000
 Z 2001-4000
 Z 4001-6000



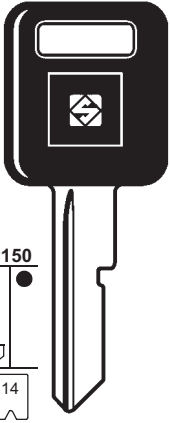
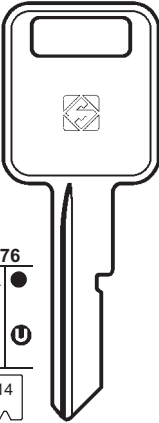
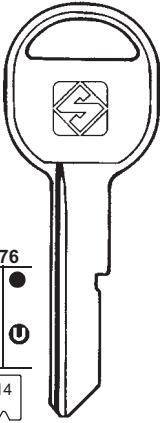
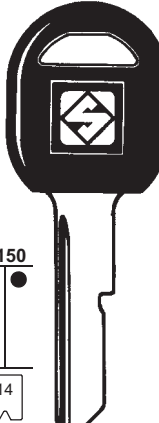
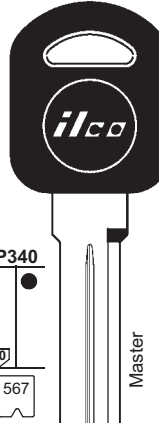
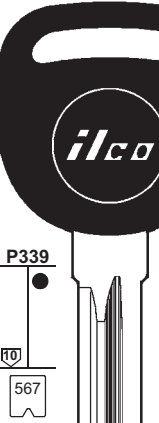
BRIGGS & STRATTON - GENERAL MOTORS

HUF

1	2	2a	3	6	71	72	42	43 44a	9b	10b 10c	12	15	A	B	C	D
IGNITION																
CAR MAKE/MODEL	FROM	TO	SILCA REF.	TRANSP. TYPE	ID	COPY	ID	COPY	ID	COPY	STP					
	1995	2010	 Ref.		 FAST COPY PLUS RW4 PLUS	 FAST COPY PLUS RW4 PLUS	 FAST COPY RW4	 FAST COPY RW4	 RW3	 RW3						
CHEVROLET USA																
ASTRO VAN	1996	1997	GM39													
ASTRO VAN	1996	1997	GM39EP													
ASTRO VAN	1996	1997	GM40													
ASTRO VAN	1996	1997	GM40EP													
AVALANCHE	2001	2006	B100-PT5	MEG	13	Y	13	Y	13	Y						
AVALANCHE	2001	2006	B99-PT5	MEG	13	Y	13	Y	13	Y						
AVALANCHE	2007		B111-PT	PH / CR2	46		46		46			A				
CAMARO	2010			PH / CR2	46		46		46							
CAMARO	2010		HU100EHP	PH / CR2	46	Y	46	P-BOX	46							
CAPRICE	1996	1997		VATS SYS.												
CAVALIER	1996	1997	GM39													
CAVALIER	1996	1997	GM39EP													
CAVALIER	1996	1997	GM40													
CAVALIER	1996	1997	GM40EP													
COBALT	2005		B111-PT	PH / CR2	46		46		46							
EQUINOX	2007		B111-PT	PH / CR2	46		46		46			A				
EXPRESS	2008		B111-PT	PH / CR2	46		46		46							
HHR	2006		B111-PT	PH / CR2	46		46		46			A				
IMPALA	2006		B111-PT	PH / CR2	46		46		46							
KODIAK 6	1997		GM5CP													
KODIAK 6	1997		GM5CP													
KODIAK 6	1997		GM5-OR													
KODIAK 6	1997		GM5-OR													
LARGE BLAZER	1996	1997	GM40EP													
LARGE BLAZER	1996	1997	GM39													
LARGE BLAZER	1996	1997	GM39EP													
LARGE BLAZER	1996	1997	GM40													
LARGE PICK UP	1996	1997	GM39													
LARGE PICK UP	1996	1997	GM39EP													
LARGE PICK UP	1996	1997	GM40													
LARGE PICK UP	1996	1997	GM40EP													
LUMINA	1996	1997		VATS SYS.												
MALIBU	2004		B111-PT	PH / CR2	46		46		46							
MONTECARLO	1996	1997		VATS SYS.												
MONTECARLO	2000	2005	B100-PT	MEG	13		13		13			A				
MONTECARLO	2000	2005	B99-PT	MEG	13		13		13			A				
MONTECARLO	2000	2005	B100-PT5	MEG	13	Y	13	Y	13	Y						
MONTECARLO	2000	2005	B99-PT5	MEG	13	Y	13	Y	13	Y						
MONTECARLO	2006	2008	B111-PT	PH / CR2	46		46		46							

PER: 
FOR:

CHEVROLET USA

					
P150 6 14	476 6 14	476 6 14	P150 6 14	P340 10 567 Master	P339 10 567
E ..J..0.00.-9.99 ..J..0.00.-99.9 ..K..0.00.-9.99 ..K..0.00.-99.9 N...0.00.-999 P...0.00.-999 H..L.0.00.-99.9	E ..J..0.00.-9.99 ..J..0.00.-99.9 ..K..0.00.-9.99 ..K..0.00.-99.9 N...0.00.-999 P...0.00.-999 H..L.0.00.-99.9	H ..L..0.00.-9.99 ..L..0.00.-99.9 ..M..0.00.-9.99 ..M..0.00.-99.9 S...0.00.-999 U...0.00.-999	H ..L..0.00.-9.99 ..L..0.00.-99.9 ..M..0.00.-9.99 ..M..0.00.-99.9 S...0.00.-999 U...0.00.-999	H...1-39881-1988S000A-S711K O....5000-6999	G....0-3631


GM5CP


GM5-OR


GM6-OR


GM6DP


B97-PT

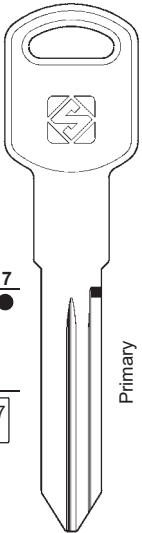
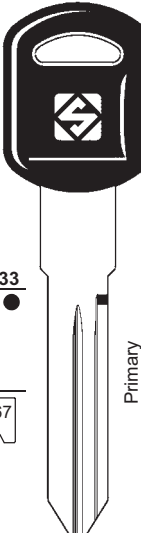
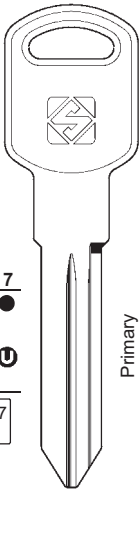
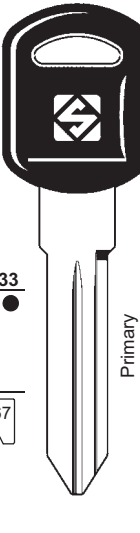





B111-PT


B97-PT5

BRIGGS & STRATTON - GENERAL MOTORS

PER: 
FOR:

CHEVROLET USA

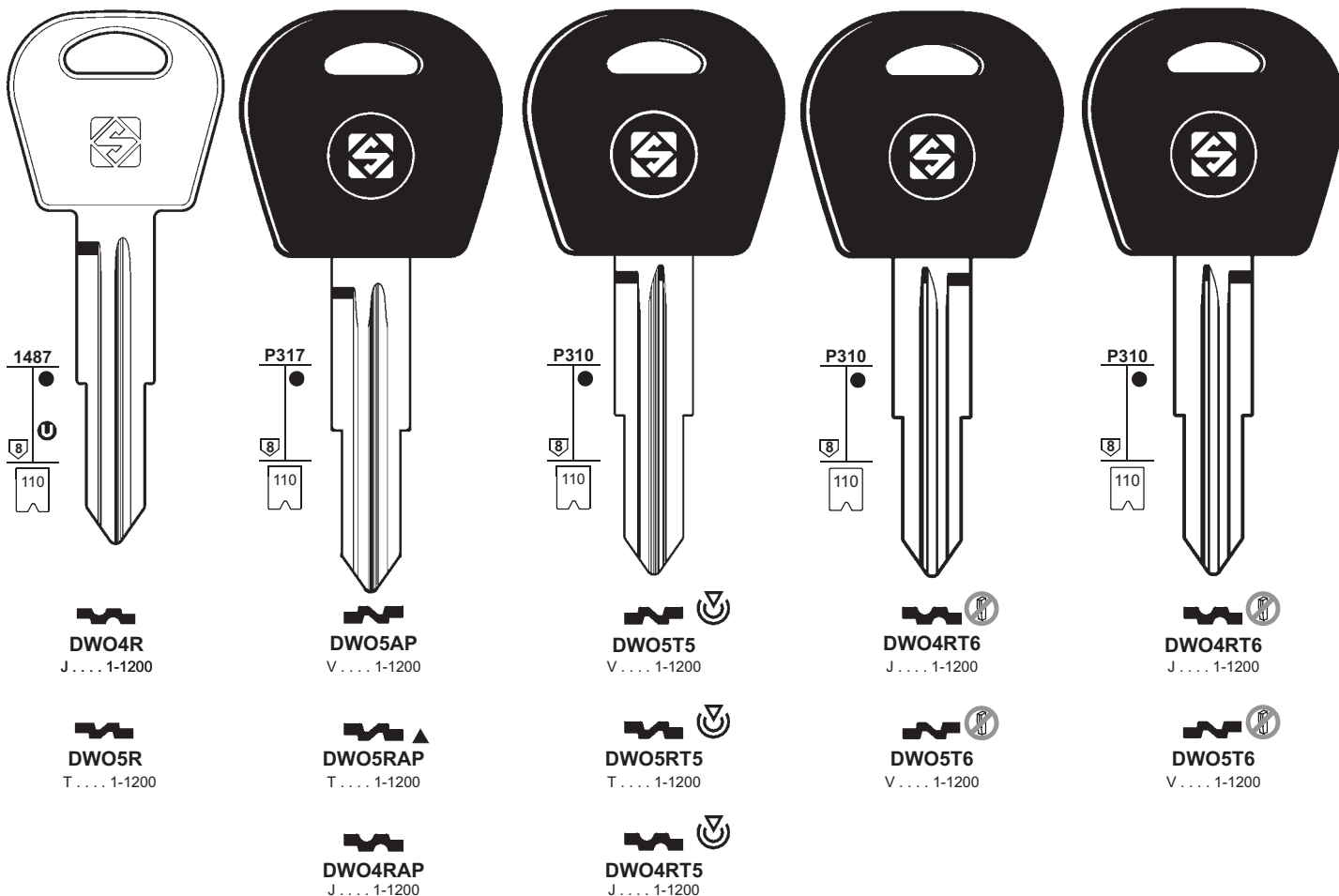
			
1017 6 567 Primary	P233 6 567 Primary	1017 6 567 Primary	P233 6 567 Primary
 GM39AA00-7T51S000A-S711K	 GM39EPAA00-7T51S000A-S711K	 GM40AA00-7T51S000A-S711K	 GM40EPAA00-7T51S000A-S711K

BRIGGS & STRATTON - GENERAL MOTORS

1	2	2a	3	6	71	72	42	43 44a	9b	10b 10c	12	15	A	B	C	D
IGNITION																
CAR MAKE/MODEL	FROM	TO	SILCA REF.	TRANSP. TYPE	ID	COPY	ID	COPY	ID	COPY	STP					
	1995	2010	 Ref.		 FAST COPY PLUS RW4 PLUS	 FAST COPY PLUS RW4 PLUS	 FAST COPY RW4	 FAST COPY RW4	 RW3	 RW3						
CHEVROLET USA																
S-10 BLAZER	1996	1997	GM39											↔	↔	↔
S-10 BLAZER	1996	1997	GM39EP											↔	↔	↔
S-10 BLAZER	1996	1997	GM40											↔	↔	↔
S-10 BLAZER	1996	1997	GM40EP											↔	↔	↔
S-10 PICK UP	1996	1997	GM39											↔	↔	↔
S-10 PICK UP	1996	1997	GM39EP											↔	↔	↔
S-10 PICK UP	1996	1997	GM40											↔	↔	↔
S-10 Pick UP	1996	1997	GM40EP											↔	↔	↔
SILVERADO	2007		B111-PT	PH / CR2	46		46		46					↔	↔	↔
SUBURBAN	2007		B111-PT	PH / CR2	46		46		46					↔	↔	↔
TAHOE	2007		B111-PT	PH / CR2	46		46		46			A		↔	↔	↔
TRAILBLAZER	2006		B111-PT	PH / CR2	46		46		46					↔	↔	↔
TRAVERSE	2009		B111-PT	PH / CR2	46		46		46					↔	↔	↔
UPLANDER	2005	2008	B97-PT	MEG	13		13		13			A		↔	↔	↔
VENTURE	1997	1997	GM39											↔	↔	↔
VENTURE	1997	1997	GM39EP											↔	↔	↔
VENTURE	1997	1997	GM40											↔	↔	↔
VENTURE	1997	1997	GM40EP											↔	↔	↔
VENTURE	1999	2002	B97-PT	MEG	13		13		13			A		↔	↔	↔
VENTURE	1999	2002	B97-PT5	MEG	13	Y	13	Y	13	Y				↔	↔	↔
VENTURE	2003	2005	B97-PT	MEG	13		13		13			G		↔	↔	↔
VENTURE	2003	2005	B97-PT5	MEG	13	Y	13	Y	13	Y				↔	↔	↔
WHEELER	1997		GM5CP										GM6DP	↔		↔
WHEELER	1997		GM5CP										GM6-OR	↔		↔
WHEELER	1997		GM5-OR										GM6DP	↔		↔
WHEELER	1997		GM5-OR										GM6-OR	↔		↔

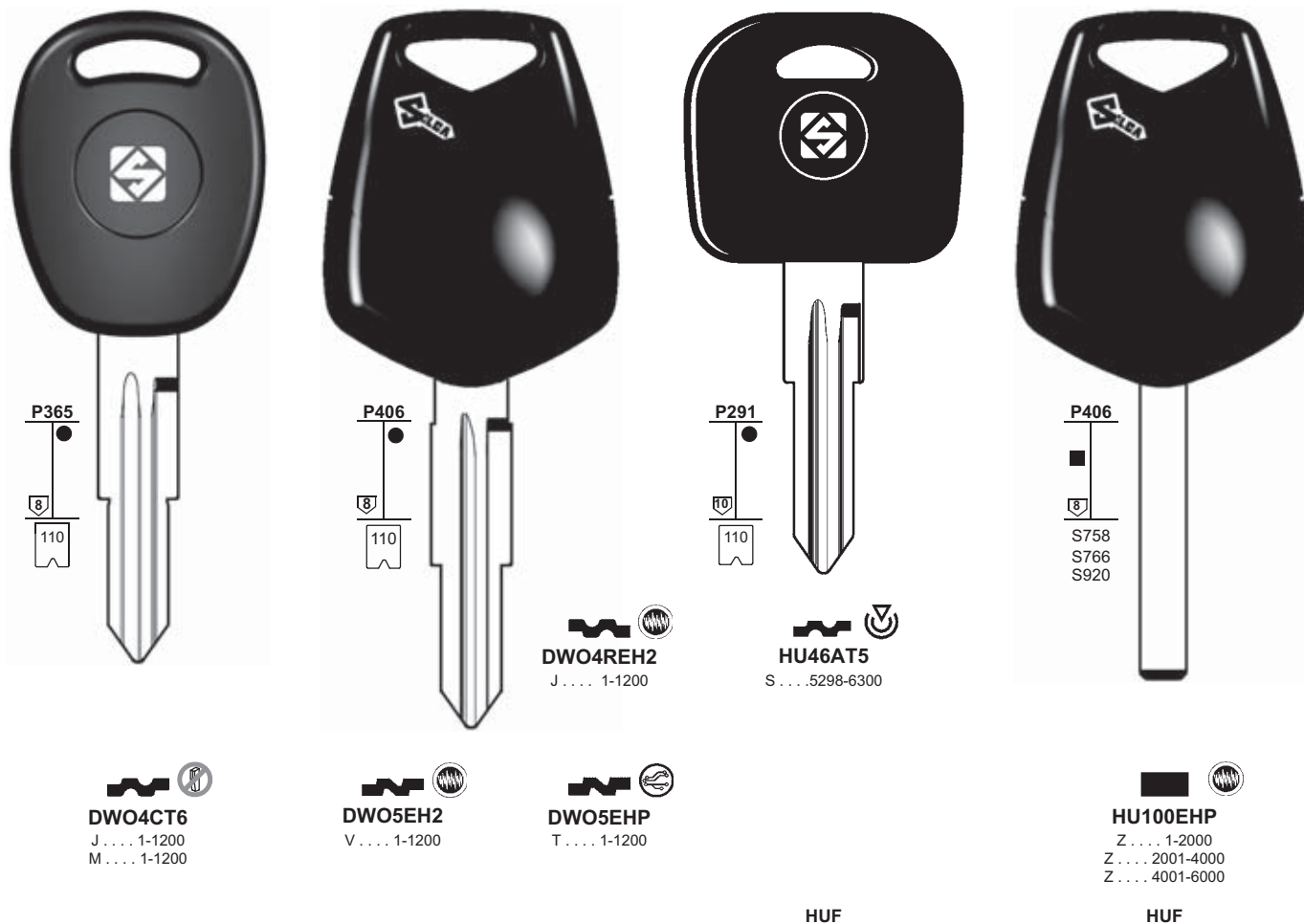
PER: 
FOR: 



















CHEVROLET - DAEWOO



PER: 
FOR: 

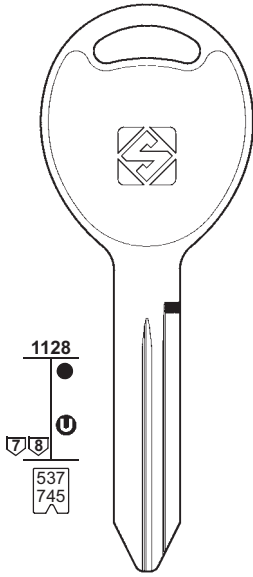
CHEVROLET - DAEWOO




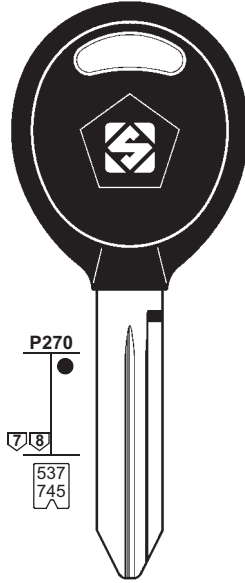
1	2	2a	3	6	71	72	42	43 44a	9b	10b 10c	12	15	A	B	C	D			
				IGNITION 															
CAR MAKE/MODEL 	FROM 1995 	TO 2010 	SILCA REF.  Ref.	TRANSP. TYPE 	ID  FAST COPY PLUS RW4 PLUS	COPY  FAST COPY PLUS RW4 PLUS	ID  FAST COPY RW4	COPY  FAST COPY RW4	ID  RW3	COPY  RW3	STP 								
CHEVROLET - DAEWOO																			
ARANOS	1995	1997	HU46AT5	MEG	13	Y	13	Y	13	Y	M-V		↔	↔	↔	↔			
AVEO	2008			MEG / CR	48		48		48				↔						
CAPTIVA	2006			PH / CR2	46		46		46				↔	↔		↔			
CAPTIVA	2006		DWO5EHP	PH / CR2	46	Y	46	P-BOX	46				↔	↔		↔			
CRUZE	2009			PH / CR2	46		46		46				↔	↔		↔			
CRUZE	2009		HU100EHP	PH / CR2	46	Y	46	P-BOX	46				↔	↔		↔			
EPICA	2006			TEX / CR	60		60		60				↔	↔		↔			
EPICA	2006		DWO5EH2	TEX / CR	60	Y	60	Y	60	PC			↔			↔			
EPICA	2008			TEX / CR	XX		XX		XX				↔	↔		↔			
EPICA	2008		DWO5EH2	TEX / CR	XX	Y	XX	Y	XX	PC			↔			↔			
ESPERO	1995	1997	HU46AT5	MEG	13	Y	13	Y	13	Y	M-V		↔	↔	↔	↔			
EVANDA	2003			TEX / CR	60		60		60				↔	↔	↔	↔			
EVANDA	2003		DWO5EH2	TEX / CR	60	Y	60	Y	60	PC			↔	↔	↔	↔			
KALOS	2002	2006	DWO4RT6	MEG / CR	48		48		48				↔	↔					
LACETTI	2004			TEX / CR	60		60		60				↔	↔	↔	↔			
LACETTI	2004		DWO4REH2	TEX / CR	60	Y	60	Y	60	PC			↔	↔	↔	↔			
LANOS	1997	2002	DWO5RT5	MEG	13	Y	13	Y	13	Y	M-V		↔	↔	↔				
LANOS	1997	2002	DWO5R										↔	↔	↔				
LANOS	1997	2002	DWO5RAP										↔	↔	↔				
LANOS	2002	2004		MEG / CR	48		48		48				↔	↔	↔	↔			
LEGANZA (USA)	2001		DWO5T5	MEG	13	Y	13	Y	13	Y									
LEGANZA	1997	2000	DWO5T5	MEG	13	Y	13	Y	13	Y	M-V		↔	↔	↔				
LEGANZA	1997	2000	DWO5AP										↔	↔	↔				
LEGANZA	2000	2002	DWO5T6	MEG / CR	48		48		48				↔	↔	↔				
LEGANZA	2002			MEG / CR	48		48		48				↔	↔	↔	↔			
MATIZ	1998	2000	DWO6BT5	MEG	13	Y	13	Y	13	Y	M-V		↔	↔					
MATIZ	2001	2005	DWO6BT6	MEG / CR	48		48		48				↔	↔					
MATIZ	2006		DWO4CT6	MEG / CR	48		48		48				↔	↔					
NEXIA	1995	1997	HU46AT5	MEG	13	Y	13	Y	13	Y	M-V		↔	↔	↔	↔			
NUBIRA SW	2004	2009		TEX / CR	60		60		60				↔	↔					
NUBIRA SW	2004	2009	DWO4REH2	TEX / CR	60	Y	60	Y	60	PC			↔	↔					
NUBIRA	1997	2000	DWO4RT5	MEG	13	Y	13	Y	13	Y	M-V		↔	↔	↔				
NUBIRA	1997	2000	DWO4R										↔	↔	↔				
NUBIRA	1997	2000	DWO4RAP										↔	↔	↔				
NUBIRA	2000	2002	DWO4RT6	MEG / CR	48		48		48				↔	↔		↔			
NUBIRA	2002	2006	DWO4CT6	MEG / CR	48		48		48				↔	↔		↔			
SPARK	2009			SOK / CR	8E		8E						↔	↔					
TACUMA	2000	2002	DWO4RT6	MEG / CR	48		48		48				↔	↔		↔			
TACUMA	2000	2002	DWO4R										↔	↔		↔			
TACUMA	2002			MEG / CR	48		48		48				↔	↔	↔	↔			

PER: 
FOR:

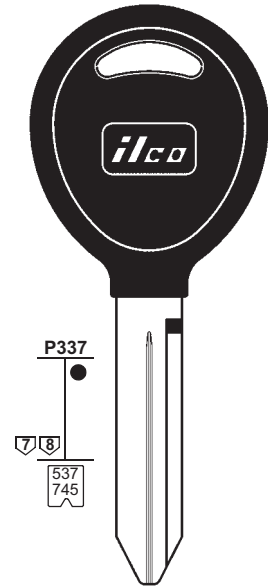
CHRYSLER






CY24
L 1-3580
M 1-2618



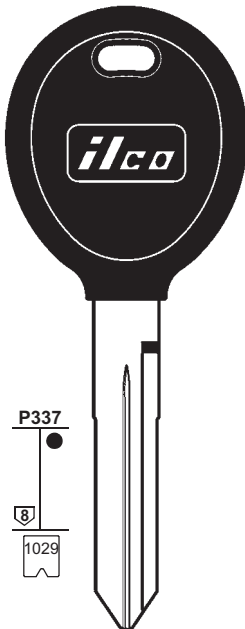

CY24BP
L 1-3580
M 1-2618



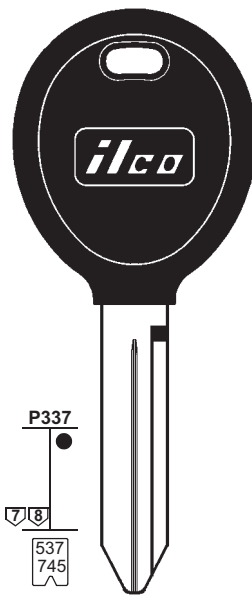
 
Y160-PT
L 1-3580
M 1-2618



PER: 
FOR:

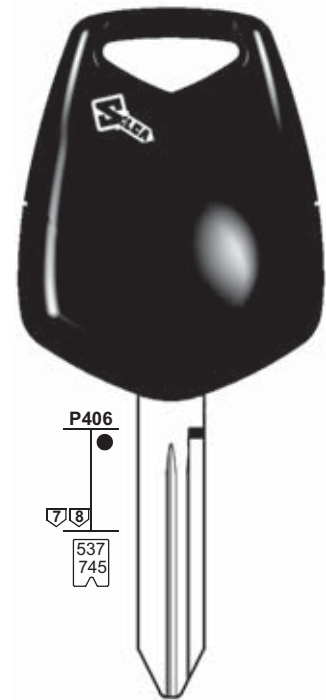
CHRYSLER






 
Y162-PT
M 1-2618





















 
Y164-PT
L 1-3580
M 1-2618



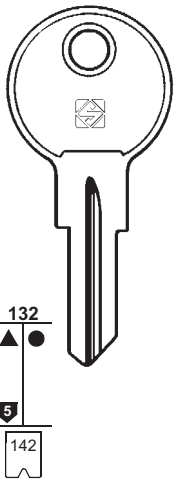
  
CY24EH2 **CY24EHP**
L 1-3580 L 1-3580
M 1-2618 M 1-2618

Car Keys Guide

1	2	2a	3	6	71	72	42	43 44a	9b	10b 10c	12	15	A	B	C	D				
																				
CAR MAKE/MODEL	FROM	TO	SILCA REF.	TRANSP. TYPE	ID	COPY	ID	COPY	ID	COPY	STP									
	1995 	2010 	 Ref.		 FAST COPY PLUS RW4 PLUS	 FAST COPY PLUS RW4 PLUS	 FAST COPY RW4	 FAST COPY RW4	 RW3	 RW3										
CHRYSLER																				
300	1998	2004	CY24EH2	TEX / CR	64	Y	64	Y	64	PC			↔	↔	↔	↔				
300	1999	2004	Y160-PT	TEX / CR	64		64		64			F	↔	↔	↔	↔				
300	2005	2008	Y164-PT	PH / CR2	46		46		46				↔	↔	↔	↔				
300	2005	2008	CY24EHP	PH / CR2	46	Y	46	P-BOX	46				↔	↔	↔	↔				
300	2008			PH / CR2	46		46		46											
ASPEN	2007		Y164-PT	PH / CR2	46		46		46			F	↔	↔	↔	↔				
ASPEN	2007		CY24EHP	PH / CR2	46	Y	46	P-BOX	46				↔	↔	↔	↔				
CIRRUS Convertible	2001		CY24EH2	TEX / CR	64	Y	64	Y	64	PC			↔	↔	↔	↔				
CIRRUS Convertible	2001		Y160-PT	TEX / CR	64		64		64			F	↔	↔	↔	↔				
CIRRUS SEDAN	2001		CY24EH2	TEX / CR	64	Y	64	Y	64	PC			↔	↔	↔	↔				
CIRRUS SEDAN	2001		Y160-PT	TEX / CR	64		64		64			F	↔	↔	↔	↔				
CIRRUS	1999	2000	CY24EH2	TEX / CR	64	Y	64	Y	64	PC			↔	↔	↔	↔				
CIRRUS	1999	2000	Y160-PT	TEX / CR	64		64		64			F	↔	↔	↔	↔				
CONCORDE	1998	2004	CY24EH2	TEX / CR	64	Y	64	Y	64	PC			↔	↔	↔	↔				
CONCORDE	1998	2004	Y160-PT	TEX / CR	64		64		64			F	↔	↔	↔	↔				
CROSSFIRE	2004			PH	33		33		33											
GRAND VOYAGER	1996	1997	CY24										↔	↔		↔				
GRAND VOYAGER	1996	1997	CY24BP										↔	↔		↔				
LHS	1999	2004	CY24EH2	TEX / CR	64	Y	64	Y	64	PC			↔	↔	↔	↔				
LHS	1999	2004	Y160-PT	TEX / CR	64		64		64			F	↔	↔	↔	↔				
NEON	2000	2005	CY24EH2	TEX / CR	64	Y	64	Y	64	PC			↔	↔	↔	↔				
NEON	2000	2005	Y160-PT	TEX / CR	64		64		64			F	↔	↔		↔				
NEW YORKER	1999	2004	CY24EH2	TEX / CR	64	Y	64	Y	64	PC			↔	↔	↔	↔				
NEW YORKER	1999	2004	Y160-PT	TEX / CR	64		64		64			F	↔	↔	↔	↔				
PACIFICA	2004	2008	Y164-PT	PH / CR2	46		46		46				↔	↔		↔				
PACIFICA	2004	2008	CY24EHP	PH / CR2	46	Y	46	P-BOX	46				↔	↔		↔				
PT CRUISER LE	2001	2005	CY24EH2	TEX / CR	64	Y	64	Y	64	PC			↔	↔	↔	↔				
PT CRUISER LE	2001	2005	Y160-PT	TEX / CR	64		64		64			F	↔	↔	↔	↔				
PT CRUISER	2001	2005	CY24EH2	TEX / CR	64	Y	64	Y	64	PC			↔	↔	↔	↔				
PT CRUISER	2001	2005	Y160-PT	TEX / CR	64		64		64			F	↔	↔	↔	↔				
PT CRUISER	2006		Y164-PT	PH / CR2	46		46		46				↔	↔	↔	↔				
SEBRING CONVERT	2001	2006	CY24EH2	TEX / CR	64	Y	64	Y	64	PC			↔	↔	↔	↔				
SEBRING CONVERT	2001	2006	Y160-PT	TEX / CR	64		64		64			F	↔	↔	↔	↔				
SEBRING CONVERT	2008		Y164-PT	PH / CR2	46		46		46				↔	↔	↔	↔				
SEBRING CONVERT	2008		CY24EHP	PH / CR2	46	Y	46	P-BOX	46				↔	↔	↔	↔				
SEBRING COUPE'	2001	2005	Y162-PT	TEX / CR	60		60		60				↔	↔	↔	↔				
SEBRING SEDAN	1998	2006	Y160-PT	TEX / CR	64		64		64			F	↔	↔	↔	↔				
SEBRING SEDAN	1999	2006	CY24EH2	TEX / CR	64	Y	64	Y	64	PC			↔	↔	↔	↔				
SEBRING	2007		Y164-PT	PH / CR2	46		46		46				↔	↔		↔				

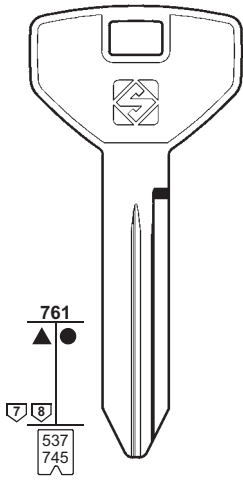
PER: 
FOR: 

CHRYSLER



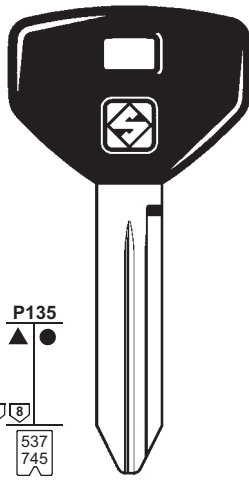
HD1

C... 500-699
H... 601-1100
A... 201-1050
HM... 201-1050



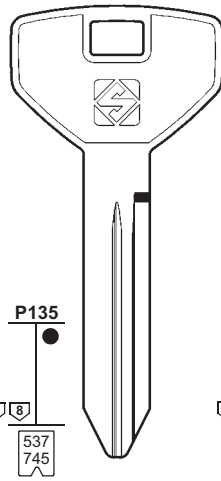
CY22

L... 1-3580
FL... 1-262
M... 1-2618



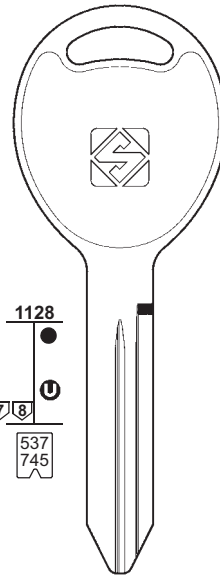
CY22P

L... 1-3580
FL... 1-262
M... 1-2618



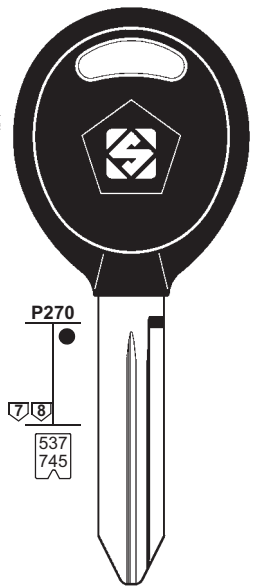
CY23

L... 1-3580
M... 1-2618



CY24

L... 1-3580
M... 1-2618



CY24BP

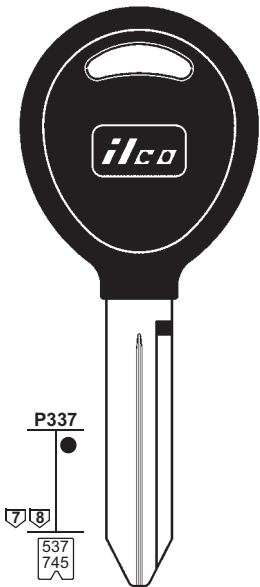
L... 1-3580
M... 1-2618

HUDSON

BRIGGS & STRATTON

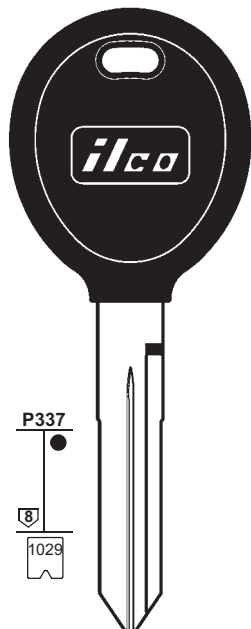
PER: 
FOR: 

CHRYSLER




Y160-PT

L... 1-3580
M... 1-2618



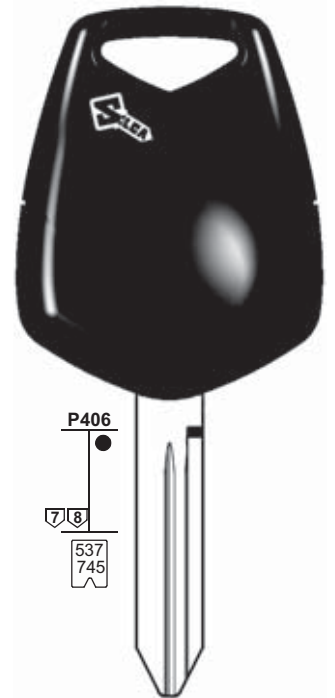
Y162-PT

M... 1-2618



Y164-PT

L... 1-3580
M... 1-2618



CY24EH2

L... 1-3580
M... 1-2618




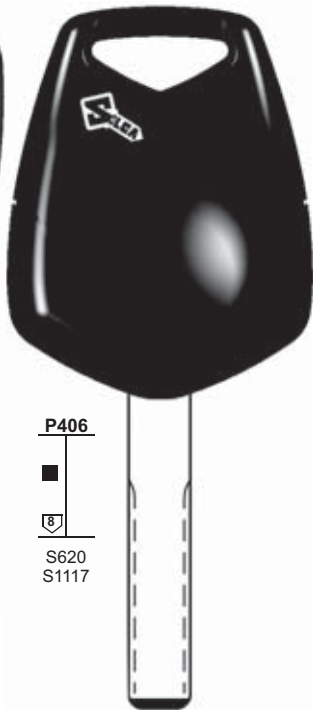

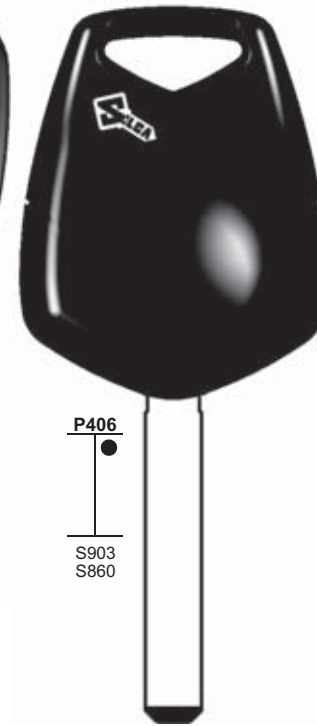






CY24EHP

L... 1-3580
M... 1-2618

1	2	2a	3	6	71	72	42	43 44a	9b	10b 10c	12	15	A	B	C	D
IGNITION																
CAR MAKE/MODEL	FROM	TO	SILCA REF.	TRANSP. TYPE	ID	COPY	ID	COPY	ID	COPY	STP					
	1995	2010	 Ref.		 FAST COPY PLUS RW4 PLUS	 FAST COPY PLUS RW4 PLUS	 FAST COPY RW4	 FAST COPY RW4	 RW3	 RW3						
CHRYSLER																
SEBRING	2007		CY24EHP	PH / CR2	46	Y	46	P-BOX	46				↔	↔	↔	↔
SOME MODELS	1996	1997	CY24										↔	↔		↔
SOME MODELS	1996	1997	CY24BP										↔	↔		↔
STRATUS 2 DR.	2001	2005	Y162-PT	TEX / CR	60		60		60				↔	↔		↔
STRATUS	1995	1999											↔	↔		CY22P
STRATUS	1995	1999											↔	↔	HD1	
STRATUS	1995	1999	CY23										↔			
STRATUS	1995	1999	CY23										↔	↔	HD1	
STRATUS	1995	1999	CY22P										↔	↔		↔
STRATUS	1995	1999	CY22P										↔	↔	HD1	
STRATUS	1998	2006	CY24EH2	TEX / CR	64	Y	64	Y	64	PC			↔	↔	↔	↔
STRATUS	1998	2006	Y160-PT	TEX / CR	64		64		64			F	↔	↔		↔
TOWN & COUNTRY	2001	2004	CY24EH2	TEX / CR	64	Y	64	Y	64	PC			↔	↔	↔	↔
TOWN & COUNTRY	2001	2004	Y160-PT	TEX / CR	64		64		64			F	↔	↔	↔	↔
TOWN & COUNTRY	2004	2007	Y164-PT	PH / CR2	46		46		46				↔	↔		↔
TOWN & COUNTRY	2004	2007	CY24EHP	PH / CR2	46	Y	46	P-BOX	46				↔	↔		↔
TOWN & COUNTRY	2008			PH / CR2	46		46		46							
VIPER	1995												↔	↔		CY22
VIPER	1995												↔	↔	HD1	
VIPER	1995		CY23										↔			
VIPER	1995		CY23										↔	↔	HD1	
VIPER	1995		CY22P										↔	↔		↔
VIPER	1995		CY22P										↔	↔	HD1	
VISION	1995	1998											↔	↔		CY22
VISION	1995	1998											↔	↔	HD1	
VISION	1995	1998	CY23										↔			
VISION	1995	1998	CY23										↔	↔	HD1	
VISION	1995	1998	CY22P										↔	↔		↔
VISION	1995	1998	CY22P										↔	↔	HD1	
VISION	1998		CY24EH2	TEX / CR	64	Y	64	Y	64	PC			↔	↔	↔	↔
VISION	1998		Y160-PT	TEX / CR	64		64		64				↔	↔		↔
VOYAGER	1995	1998											↔	↔		↔
VOYAGER	1995	1998											↔		HD1	
VOYAGER	1995	1998	CY23										↔		HD1	
VOYAGER	1995	1998	CY22P										↔	↔		↔
VOYAGER	1995	1998	CY22P										↔		HD1	
VOYAGER	1998	2003	Y160-PT	TEX / CR	64		64		64			F	↔	↔		↔
VOYAGER	2004		CY24EHP	PH / CR2	46	Y	46	P-BOX	46				↔	↔	↔	↔
VOYAGER	2004			PH / CR2	46		46		46				↔	↔	↔	↔

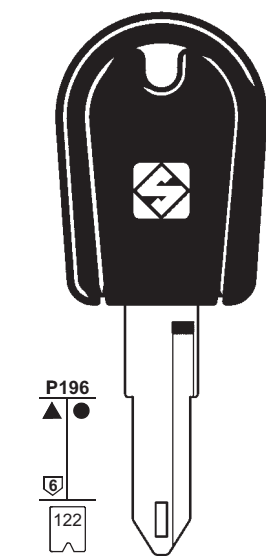
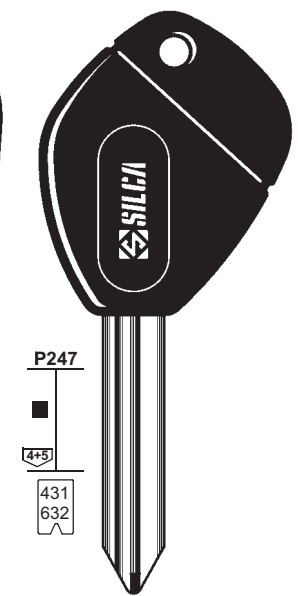

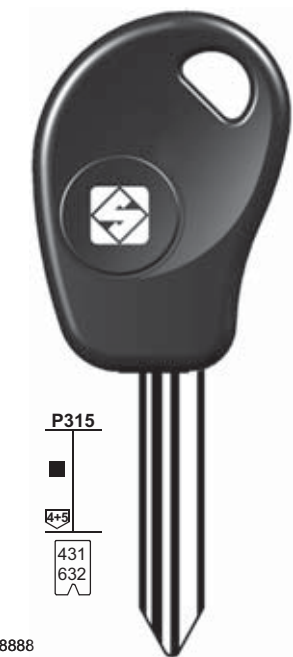
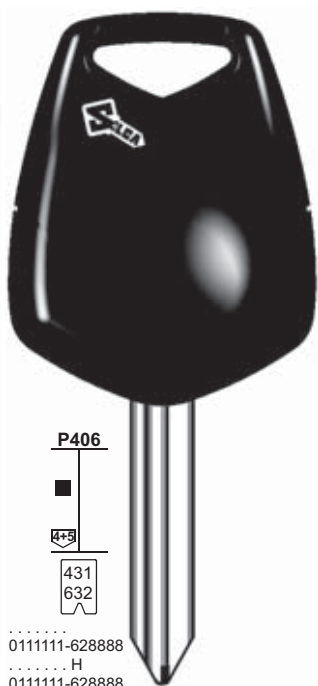





PER: 
FOR: 



















CITROËN

				
P386 ■ S620 S767 S1117	P406 ■ S620 S1117	P386 ■ S681 S823 S830	P406 ● S903 S860	P406 ● S903 S860
 HU83T14 1-2000	 HU83EHP 1-2000	 VA2T14 1-2-3-4-Q-5-6-7-8-H A-B-C-D-E-F	 VA2EH2 B1085-B9547 12897-A9999	 VA6EHP B1085-B9547 12897-A9999
HUF - VALEO	HUF - VALEO	VALEO	VALEO	VALEO

PER: 
FOR: 

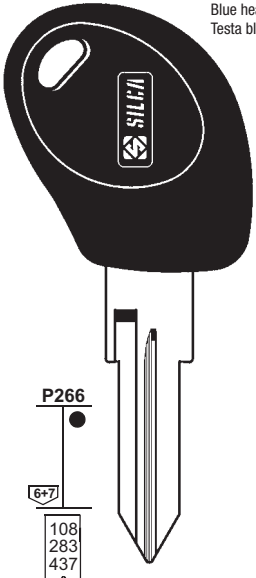
CITROËN

				
P196 ▲ ● 6 122 M-N-P-R-S	P247 ■ 4+5 431 632 0111111-628888 H 0111111-628888 63/99 1-2-4-6-8 63/99 H 1-2-4-6-8	P196 ■ 4+5 431 632 0111111-628888 H 0111111-628888 63/99 1-2-4-6-8 63/99 H 1-2-4-6-8	P315 ■ 4+5 431 632 0111111-628888 H 0111111-628888 63/99 1-2-4-6-8 63/99 H 1-2-4-6-8 SX9T14	P406 ■ 4+5 431 632 0111111-628888 H 0111111-628888 63/99 1-2-4-6-8 63/99 H 1-2-4-6-8 SX9EHP
 NE72LP NEIMAN	 SX9CP SIMPLEX	 SX9GP SIMPLEX	 SX9T5 SIMPLEX	 SX9EHP SIMPLEX

1	2	2a	3	6	71	72	42	43 44a	9b	10b 10c	12	15	A	B	C	D			
				IGNITION 															
CAR MAKE/MODEL 	FROM 1995 	TO 2010 	SILCA REF.  Ref.	TRANSP. TYPE 	ID  FAST COPY PLUS RW4 PLUS	COPY  FAST COPY PLUS RW4 PLUS	ID  FAST COPY RW4	COPY  FAST COPY RW4	ID  RW3	COPY  RW3	STP 								
CITROËN																			
AX	1994	1994	NE72LP										↔	↔		↔			
AX	1995	1997	SX9GP										↔	↔		↔			
BERLINGO [SB]	1998	2001	SX9T5	PH	33	Y	33	Y	33	Y	G-C		↔	↔	↔				
BERLINGO [SV]	1998	2001	SX9T5	PH	33	Y	33	Y	33	Y	G-V		↔	↔	↔				
BERLINGO	1997	1998	SX9CP										↔	↔	↔				
BERLINGO	2001	2002	SX9T14	PH / CR2	46		46		46				↔	↔	↔				
BERLINGO	2001	2002	SX9EHP	PH / CR2	46	Y	46	P-BOX	46				↔	↔	↔				
BERLINGO	2002		VA6EHP	PH / CR2	46	Y	46	P-BOX	46				↔	↔	↔	↔			
BERLINGO	2002		VA2T14	PH / CR2	46		46		46				↔	↔	↔	↔			
C1	2004			TEX / CR	70		70		67				↔	↔		↔			
C1	2004		VA2EH2	TEX / CR	70	Y	70	Y	67	PC			↔	↔		↔			
C2	2003		VA2T14	PH / CR2	46		46		46				↔	↔	↔	↔			
C2	2003		VA6EHP	PH / CR2	46	Y	46	P-BOX	46				↔	↔	↔	↔			
C3 PICASSO	2008		VA6EHP	PH / CR2	46	Y	46	P-BOX	46				↔	↔	↔	↔			
C3	2002		VA2T14	PH / CR2	46		46		46				↔	↔	↔	↔			
C3	2002		VA6EHP	PH / CR2	46	Y	46	P-BOX	46				↔	↔	↔	↔			
C4 PICASSO	2006		HU83T14	PH / CR2	46		46		46				↔	↔		↔			
C4 PICASSO	2006		HU83EHP	PH / CR2	46	Y	46	P-BOX	46				↔	↔		↔			
C4	2005		VA2T14	PH / CR2	46		46		46				↔	↔	↔	↔			
C4	2005		VA6EHP	PH / CR2	46	Y	46	P-BOX	46				↔	↔	↔	↔			
C5	2000	2004	SX9EHP	PH / CR2	46	Y	46	P-BOX	46				↔			↔			
C5	2001	2005	SX9T14	PH / CR2	46		46		46				↔			↔			
C5	2006	2008	VA2T14	PH / CR2	46		46		46				↔	↔	↔	↔			
C5	2006	2008	VA6EHP	PH / CR2	46	Y	46	P-BOX	46				↔	↔	↔	↔			
C5	2008			PH / CR2	46		46		46				↔						
C5	2008		HU83EHP	PH / CR2	46	Y	46	P-BOX	46				↔						
C6	2006		VA2T14	PH / CR2	46		46		46				↔	↔	↔	↔			
C6	2006		VA6EHP	PH / CR2	46	Y	46	P-BOX	46				↔	↔	↔	↔			
C8	2002		HU83T14	PH / CR2	46		46		46				↔			↔			
C8	2002		HU83EHP	PH / CR2	46	Y	46	P-BOX	46				↔			↔			
C-CROSSER	2007			PH / CR2	46		46		46				↔						

PER: 
FOR: 

CITROËN




Blue head
Testa blu

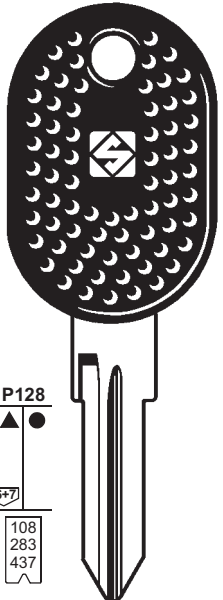
P266

6+7

108
283
437


GT10BT5
..... 3001-4000
..... 6001-7000
J 3001-6732
N 6001-7000
V 1-3056
V 5001-8058
AB 6001-6891


GIOBERT - TRW SIPEA




P128

6+7

108
283
437



GT10P
..... 3001-4000
..... 6001-7000
J 3001-6732
N 6001-7000
V 1-3056
V 5001-8058
AB 6001-6891

GIOBERT - TRW SIPEA

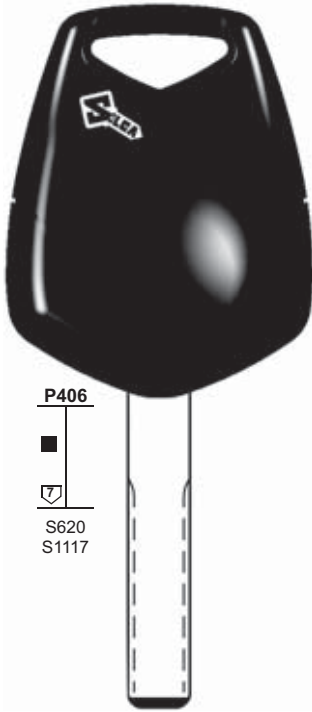


P386

S620
S767
S1117



HU83T14
..... 1-2000

HUF - VALEO

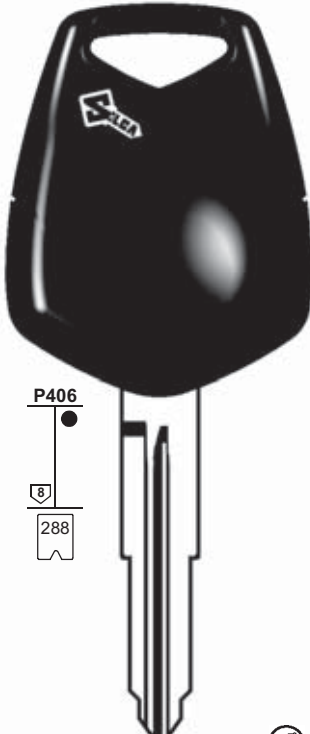


P406

S620
S1117



HU83EHP
..... 1-2000

HUF - VALEO



P406

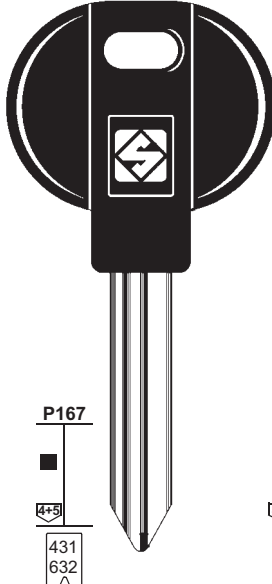
288


MIT11REHP
..... 30010-32009

GIOBERT - TRW SIPEA

PER: 
FOR: 

CITROËN




P167

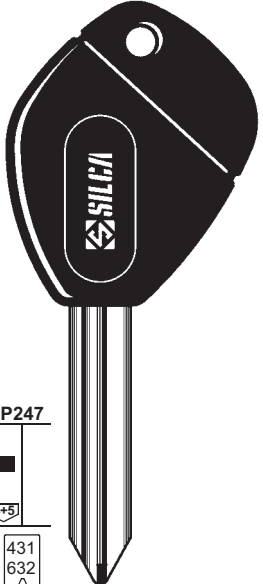
4+5

431
632

.....
0111111-62888
..... H
0111111-62888
63/99 1-2-4-6-8
63/99 H 1-2-4-6-8


SX9AP

SIMPLEX




P247


4+5

431
632

.....
0111111-62888
..... H
0111111-62888
63/99 1-2-4-6-8
63/99 H 1-2-4-6-8


SX9CP


SIMPLEX





P315

4+5

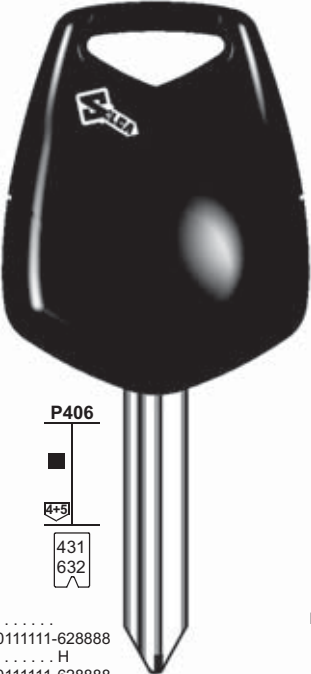
431
632


SX9T14


SX9T6


SX9T5

SIMPLEX




P406

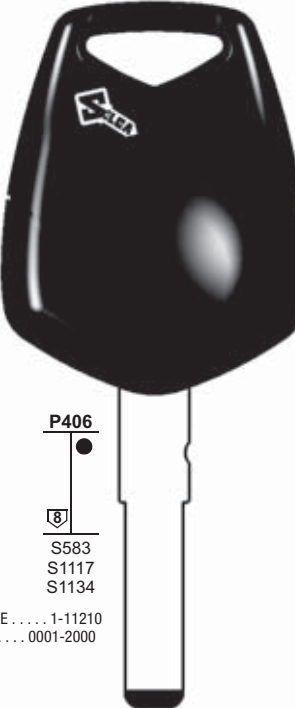
4+5

431
632

.....
0111111-62888
..... H
0111111-62888
63/99 1-2-4-6-8
63/99 H 1-2-4-6-8


SX9EHP


SIMPLEX



P406

S583
S1117
S1134

DE 1-11210
..... 0001-2000

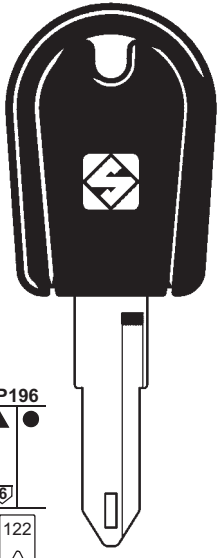

SIP22EHP

GIOBERT - TRW SIPEA

1	2	2a	3	6	71	72	42	43 44a	9b	10b 10c	12	15	A	B	C	D
IGNITION																
CAR MAKE/MODEL	FROM	TO	SILCA REF.	TRANSP. TYPE	ID	COPY	ID	COPY	ID	COPY	STP					
	1995	2010	 Ref.		 FAST COPY PLUS RW4 PLUS	 FAST COPY PLUS RW4 PLUS	 FAST COPY RW4	 FAST COPY RW4	 RW3	 RW3						
CITROËN																
C-CROSSER	2007		MIT11REHP	PH / CR2	46	Y	46	P-BOX	46				↔			
DISPATCH	2002	2006	SX9T14	PH / CR2	46		46		46				↔	↔	↔	↔
DISPATCH	2002	2006	SX9EHP	PH / CR2	46	Y	46	P-BOX	46				↔	↔		↔
DISPATCH	2007		HU83T14	PH / CR2	46		46		46				↔	↔		↔
DISPATCH	2007		HU83EHP	PH / CR2	46	Y	46	P-BOX	46				↔	↔		↔
EVASION [SB]	1998	2002	SX9T5	PH	33	Y	33	Y	33	Y	G-C		↔	↔	↔	↔
EVASION [SC]	1998	2002	SX9T5	PH	33	Y	33	Y	33	Y	G-C		↔	↔	↔	↔
EVASION	1994	1997	SX9CP										↔	↔		↔
JUMPER	1996	1999	GT10P										↔	↔	↔	↔
JUMPER	1996	2001	GT10BT5	MEG	13	Y	13	Y	13	Y	Meg	S1	↔	↔	↔	↔
JUMPER	2001	2005		MEG / CR	48		48		48							
JUMPER	2006			PH / CR2	46		46		46				↔	↔	↔	↔
JUMPER	2006		SIP22EHP	PH / CR2	46	Y	46	P-BOX	46				↔	↔	↔	↔
JUMPY	1998	2001	SX9T5	PH	33	Y	33	Y	33	Y	G-C		↔	↔		↔
JUMPY	2002	2006	SX9T14	PH / CR2	46		46		46				↔	↔	↔	↔
JUMPY	2002	2006	SX9EHP	PH / CR2	46	Y	46	P-BOX	46				↔	↔		↔
JUMPY	2007		HU83T14	PH / CR2	46		46		46				↔	↔		↔
JUMPY	2007		HU83EHP	PH / CR2	46	Y	46	P-BOX	46				↔	↔		↔
NEMO	2008			PH / CR2	46		46		46				↔			
NEMO	2008		SIP22EHP	PH / CR2	46	Y	46	P-BOX	46				↔			
RELAY	1996	2001	GT10BT5	MEG	13	Y	13	Y	13	Y	Meg	S1	↔	↔	↔	↔
RELAY	2002	2005		MEG / CR	48		48		48				↔	↔	↔	↔
RELAY	2006			PH / CR2	46		46		46				↔	↔	↔	↔
RELAY	2006		SIP22EHP	PH / CR2	46	Y	46	P-BOX	46				↔	↔	↔	↔
SAXO	1996	1997	SX9AP										↔	↔	↔	
SAXO	1998	2000	SX9T5	PH	33	Y	33	Y	33	Y	G-V		↔	↔	↔	↔
SAXO	2000	2003	SX9T14	PH / CR2	46		46		46							
SAXO	2000	2003	SX9EHP	PH / CR2	46	Y	46	P-BOX	46				↔			
XANTIA	1998	1999	SX9T5	PH	33	Y	33	Y	33	Y	G-C		↔	↔		↔
XANTIA	1999	2001	SX9T6	MEG / CR	48		48		48							
XSARA [SB]	1998	2001	SX9T5	PH	33	Y	33	Y	33	Y	G-C		↔	↔	↔	↔
XSARA [SC]	1998	2001	SX9T5	PH	33	Y	33	Y	33	Y	G-C		↔	↔	↔	↔
XSARA PICASSO	2000	2006	SX9T14	PH / CR2	46		46		46							
XSARA PICASSO	2000	2006	SX9EHP	PH / CR2	46	Y	46	P-BOX	46							
XSARA	2001	2006	SX9EHP	PH / CR2	46	Y	46	P-BOX	46							
XSARA	2001	2006	SX9T14	PH / CR2	46		46		46							

PER: 
FOR:

CITROËN




P196
▲ ●
6
122

M-N-P-R-S



NE72LP

NEIMAN



P196
■
4+5
431
632

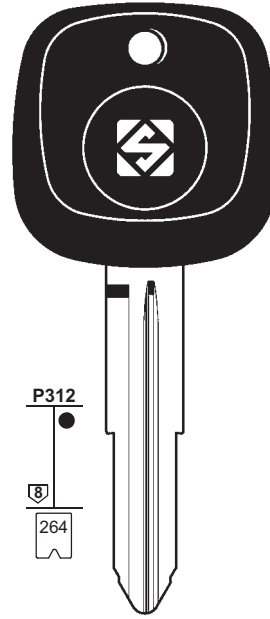
0111111-628888
..... H
0111111-628888
63/99 1-2-4-6-8
63/99 H 1-2-4-6-8



SX9GP

SIMPLEX

DAIHATSU

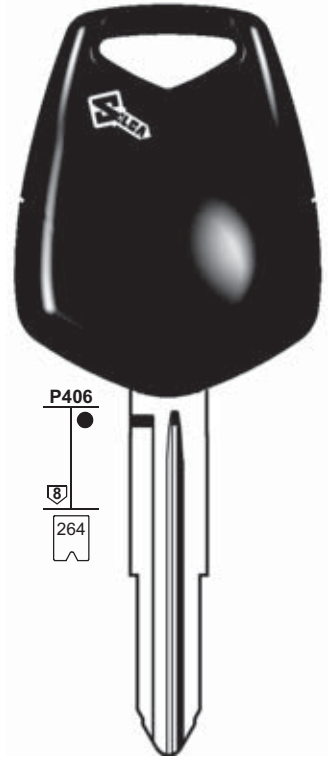


P312
●
8
264



DH4RT4

D 1-3000



P406
●
8
264

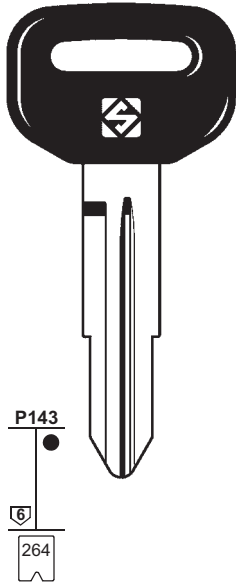


DH4REH2

D 1-3000

PER: 
FOR:

DAIHATSU

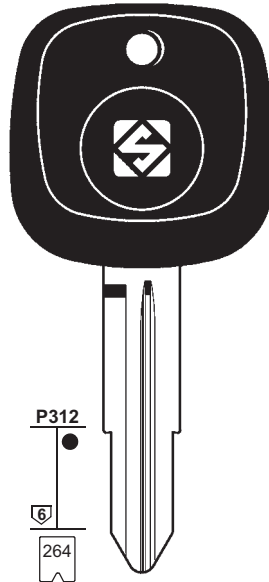


P143
●
6
264



DH5RP

D 3001-4000

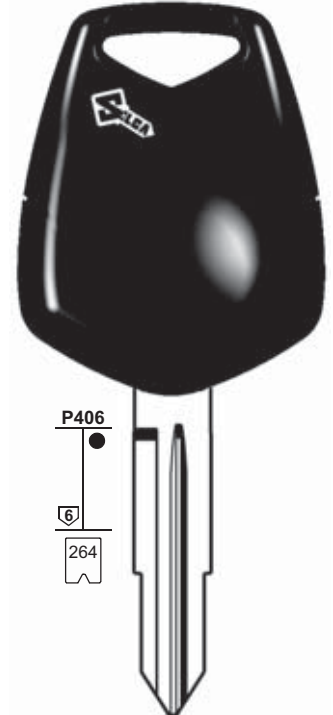


P312
●
6
264



DH5RT4

D 3001-4000





















P406
●
6
264



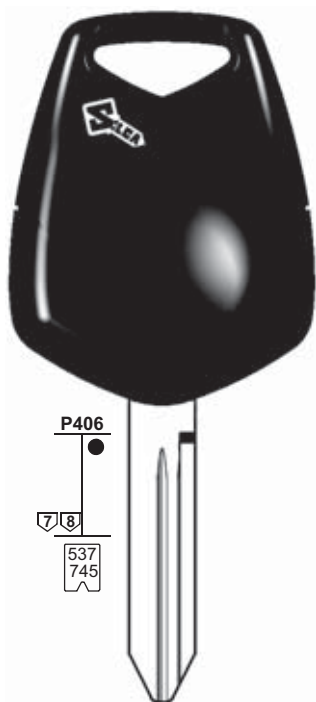
DH5REH2

D 3001-4000

1	2	2a	3	6	71	72	42	43 44a	9b	10b 10c	12	15	A	B	C	D			
				IGNITION 															
CAR MAKE/MODEL 	FROM 1995 	TO 2010 	SILCA REF.  Ref.	TRANSP. TYPE 	ID  FAST COPY PLUS RW4 PLUS	COPY  FAST COPY PLUS RW4 PLUS	ID  FAST COPY RW4	COPY  FAST COPY RW4	ID  RW3	COPY  RW3	STP 								
CITROËN																			
ZX	1994	1994	NE72LP											↔	↔		↔		
ZX	1995	1997	SX9GP											↔	↔		↔		
DAIHATSU																			
CHARADE	1998	2004	DH4RT4	TEXAS	4C		4C		4C					↔	↔	↔	↔		
CHARADE	1998	2004	DH4REH2	TEXAS	4C	Y	4C	Y	4C	Y				↔	↔	↔	↔		
COPEN	2002		DH4RT4	TEXAS	4C		4C		4C					↔	↔				
COPEN	2002		DH4REH2	TEXAS	4C	Y	4C	Y	4C	Y				↔	↔				
CUORE	1995	1998	DH5RP											↔	↔	↔	↔		
CUORE	1998	2006	DH4REH2	TEXAS	4C	Y	4C	Y	4C	Y				↔	↔	↔	↔		
CUORE	1998	2006	DH5REH2	TEXAS	4C	Y	4C	Y	4C	Y				↔	↔	↔	↔		
CUORE	1998	2006	DH4RT4	TEXAS	4C		4C		4C					↔	↔	↔	↔		
CUORE	1998	2006	DH5RT4	TEXAS	4C		4C		4C					↔	↔	↔	↔		
CUORE	2007			TEX / CR	67		67		67					↔	↔				
CUORE	2007		DH4REH2	TEX / CR	67	Y	67	Y	67	PC				↔					
FEROZA	1995	1998	DH4RT4	TEXAS	4C		4C		4C					↔	↔	↔	↔		
FEROZA	1995	1998	DH4REH2	TEXAS	4C	Y	4C	Y	4C	Y				↔	↔	↔	↔		
MATERIA	2006			TEX / CR	67		67		67					↔	↔				
MATERIA	2006		DH4REH2	TEX / CR	67	Y	67	Y	67	PC				↔					
MOVE	1997	2002	DH5REH2	TEXAS	4C	Y	4C	Y	4C	Y				↔	↔	↔	↔		
MOVE	1997	2002	DH5RT4	TEXAS	4C		4C		4C					↔	↔	↔			
SIRION	1998	2004	DH4REH2	TEXAS	4C	Y	4C	Y	4C	Y				↔	↔	↔	↔		
SIRION	1998	2004	DH4RT4	TEXAS	4C		4C		4C					↔	↔	↔			
SIRION	2005			TEX / CR	67		67		67					↔	↔				
SIRION	2005		DH4REH2	TEX / CR	67	Y	67	Y	67	PC				↔					
TERIOS	1997	2005	DH4REH2	TEXAS	4C	Y	4C	Y	4C	Y				↔	↔	↔	↔		
TERIOS	1997	2005	DH4RT4	TEXAS	4C		4C		4C					↔	↔	↔			
TERIOS	2006			TEX / CR	67		67		67					↔	↔				
TERIOS	2006		DH4REH2	TEX / CR	67	Y	67	Y	67	PC				↔					
TREVIS	2007			TEX / CR	67		67		67					↔	↔				
TREVIS	2007		DH4REH2	TEX / CR	67	Y	67	Y	67	PC				↔					
YRV	2000	2005	DH4RT4	TEXAS	4C		4C		4C					↔	↔	↔	↔		
YRV	2000	2005	DH4REH2	TEXAS	4C	Y	4C	Y	4C	Y				↔	↔	↔	↔		

PER: 
FOR:


DODGE





 
CY24EH2
L 1-3580
M 1-2618



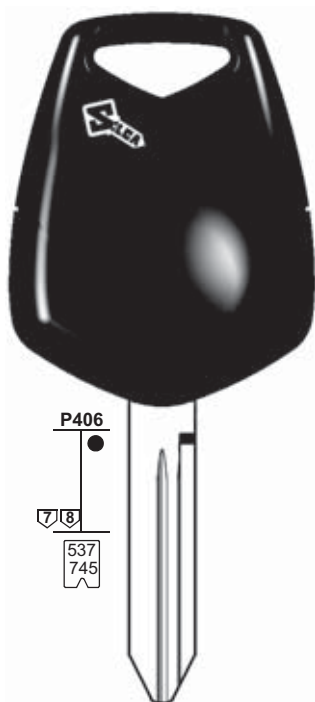
 
Y160-PT
L 1-3580
M 1-2618



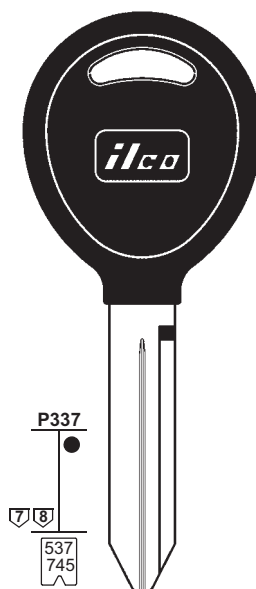
 
Y164-PT
L 1-3580
M 1-2618



PER: 
FOR:

EAGLE



 
CY24EH2
L 1-3580
M 1-2618

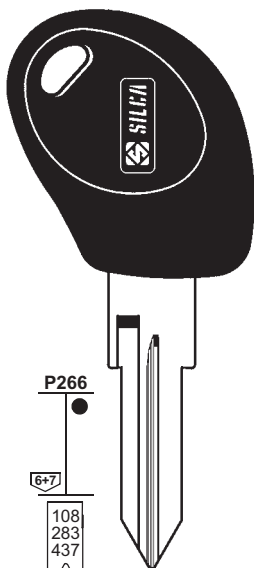




 
Y160-PT
L 1-3580
M 1-2618

1	2	2a	3	6	71	72	42	43 44a	9b	10b 10c	12	15	A	B	C	D
IGNITION																
CAR MAKE/MODEL	FROM	TO	SILCA REF.	TRANSP. TYPE	ID	COPY	ID	COPY	ID	COPY	STP					
	1995	2010	 Ref.		 FAST COPY PLUS RW4 PLUS	 FAST COPY PLUS RW4 PLUS	 FAST COPY RW4	 FAST COPY RW4	 RW3	 RW3						
DODGE																
AVENGER	2008		Y164-PT	PH / CR2	46		46		46				↔	↔	↔	↔
AVENGER	2008		CY24EHP	PH / CR2	46	Y	46	P-BOX	46				↔	↔	↔	↔
CALIBER	2007		Y164-PT	PH / CR2	46		46		46				↔	↔		↔
CALIBER	2007		CY24EHP	PH / CR2	46	Y	46	P-BOX	46				↔	↔		↔
CARAVAN	2001	2003	CY24EH2	TEX / CR	64	Y	64	Y	64	PC			↔	↔	↔	↔
CARAVAN	2001	2003	Y160-PT	TEX / CR	64		64		64			F	↔	↔	↔	↔
CARAVAN	2004	2007	Y164-PT	PH / CR2	46		46		46				↔	↔	↔	↔
CARAVAN	2004	2007	CY24EHP	PH / CR2	46	Y	46	P-BOX	46				↔	↔	↔	↔
CARAVAN	2008			PH / CR2	46		46		46							
CHARGER	2005	2008	Y164-PT	PH / CR2	46		46		46				↔	↔	↔	↔
CHARGER	2005	2008	CY24EHP	PH / CR2	46	Y	46	P-BOX	46				↔	↔	↔	↔
CHARGER	2008			PH / CR2	46		46		46							
DAKOTA	2001	2004	CY24EH2	TEX / CR	64	Y	64	Y	64	PC			↔	↔	↔	↔
DAKOTA	2001	2004	Y160-PT	TEX / CR	64		64		64			F	↔	↔		↔
DAKOTA	2004		Y164-PT	PH / CR2	46		46		46				↔	↔		↔
DAKOTA	2004		CY24EHP	PH / CR2	46	Y	46	P-BOX	46				↔	↔		↔
DURANGO	2001	2004	CY24EH2	TEX / CR	64	Y	64	Y	64	PC			↔	↔	↔	↔
DURANGO	2001	2004	Y160-PT	TEX / CR	64		64		64			F	↔	↔	↔	↔
DURANGO	2004		Y164-PT	PH / CR2	46		46		46				↔	↔		↔
DURANGO	2004		CY24EHP	PH / CR2	46	Y	46	P-BOX	46				↔	↔		↔
INTREPID SEDAN, ES	2001	2004	CY24EH2	TEX / CR	64	Y	64	Y	64	PC			↔	↔	↔	↔
INTREPID SEDAN, ES	2001	2004	Y160-PT	TEX / CR	64		64		64			F	↔	↔	↔	↔
INTREPID	1998	2004	CY24EH2	TEX / CR	64	Y	64	Y	64	PC			↔	↔	↔	↔
INTREPID	1998	2004	Y160-PT	TEX / CR	64		64		64			F	↔	↔	↔	↔
JOURNEY	2008			PH / CR2	46		46		46							
MAGNUM	2005	2008	Y164-PT	PH / CR2	46		46		46				↔	↔	↔	↔
MAGNUM	2005	2008	CY24EHP	PH / CR2	46	Y	46	P-BOX	46				↔	↔	↔	↔
MAGNUM	2008			PH / CR2	46		46		46							
NEON	2000	2005	CY24EH2	TEX / CR	64	Y	64	Y	64	PC			↔	↔	↔	↔
NEON	2000	2005	Y160-PT	TEX / CR	64		64		64			F	↔	↔	↔	↔
NITRO	2007		Y164-PT	PH / CR2	46		46		46			F	↔	↔		↔
NITRO	2007		CY24EHP	PH / CR2	46	Y	46	P-BOX	46				↔	↔		↔
RAM	2002	2005	Y160-PT	TEX / CR	64		64		64			F				
RAM	2002	2005	CY24EH2	TEX / CR	64	Y	64	Y	64	PC			↔	↔	↔	↔
RAM	2006		Y164-PT	PH / CR2	46		46		46			F	↔	↔	↔	↔
RAM	2006		CY24EHP	PH / CR2	46	Y	46	P-BOX	46				↔	↔	↔	↔
STRATUS COUPÉ	2001	2005	Y162-PT	TEX / CR	60		60		60				↔	↔	↔	↔
STRATUS SEDAN	1998	2006	CY24EH2	TEX / CR	64	Y	64	Y	64	PC			↔	↔	↔	↔
STRATUS SEDAN	1998	2006	Y160-PT	TEX / CR	64		64		64			F	↔	↔	↔	↔
EAGLE																
VISION	1998		CY24EH2	TEX / CR	64	Y	64	Y	64	PC			↔	↔	↔	↔
VISION	1998		Y160-PT	TEX / CR	64		64		64			F	↔	↔	↔	↔

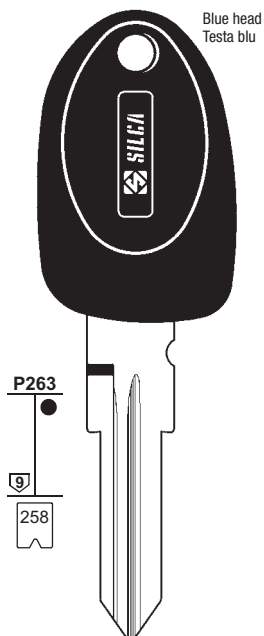
PER: 
FOR:

FIAT



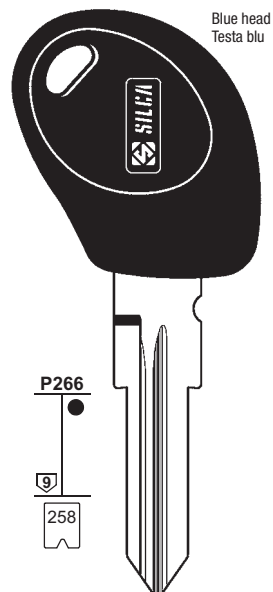
 
GT10BT5
... 3001-4000
... 6001-7000
J... 3001-6732
N... 6001-7000
V... 1-3056
V... 5001-8058
AB... 6001-6891

GIOBERT - TRW SIPEA



 
GT15RAT5
W...
0001-9640

GIOBERT - TRW SIPEA

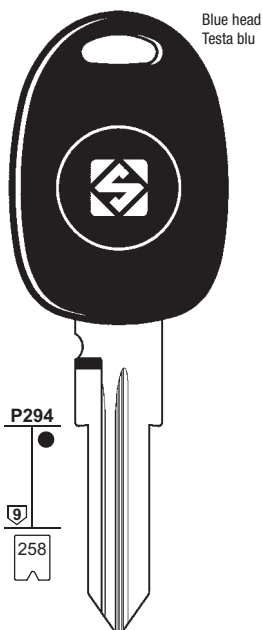


 
GT15RBT5
W...
0001-9640

GIOBERT - TRW SIPEA

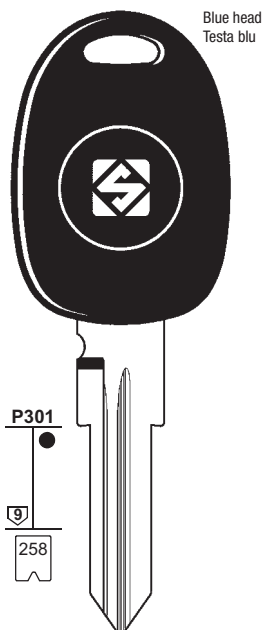
PER: 
FOR:

FIAT



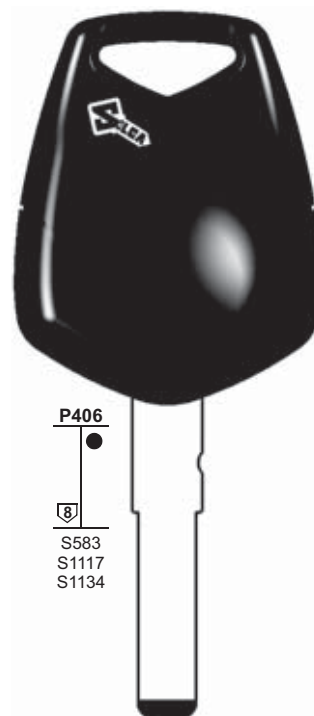
 
GT15RCT5
W...
0001-9640

GIOBERT - TRW SIPEA





















 
GT15RCP
W...
0001-9640

GIOBERT - TRW SIPEA









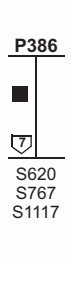

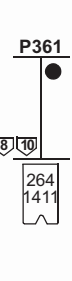
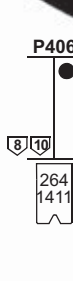






 
SIP22EHP
DE... 1-11210
... 0001-2000

GIOBERT - TRW SIPEA

1	2	2a	3	6	71	72	42	43 44a	9b	10b 10c	12	15	A	B	C	D			
				IGNITION 															
CAR MAKE/MODEL 	FROM 1995 	TO 2010 	SILCA REF.  Ref.	TRANSP. TYPE 	ID  FAST COPY PLUS RW4 PLUS	COPY  FAST COPY PLUS RW4 PLUS	ID  FAST COPY RW4	COPY  FAST COPY RW4	ID  RW3	COPY  RW3	STP 								
FIAT																			
500	2007			PH / CR2	46		46		46				↔						
500	2007		SIP22EHP	PH / CR2	46	Y	46	P-BOX	46				↔						
BARCETTA	1995	2002	GT15RAT5	MEG	13	Y	13	Y	13	Y	Meg	S1	↔	↔	↔	↔			
BRAVA	1995	1996	GT15RBT5	MEG	13	Y	13	Y	13	Y	Meg	S1	↔	↔	↔	↔			
BRAVA	1997	2001	GT15RCT5	TEMIC	11	Y	11	Y	11	Y	T-F	S1	↔	↔	↔	↔			
BRAVO	1995	1996	GT15RBT5	MEG	13	Y	13	Y	13	Y	Meg	S1	↔	↔	↔	↔			
BRAVO	1997	2001	GT15RCT5	TEMIC	11	Y	11	Y	11	Y	T-F	S1	↔	↔	↔	↔			
BRAVO	2007			PH / CR2	46		46		46				↔	↔		↔			
BRAVO	2007		SIP22EHP	PH / CR2	46	Y	46	P-BOX	46				↔	↔		↔			
CINQUECENTO	1995	1996	GT10BT5	MEG	13	Y	13	Y	13	Y	Meg	S1	↔	↔	↔	↔			
CINQUECENTO	1997	1998	GT15RBT5	MEG	13	Y	13	Y	13	Y	Meg	S1	↔	↔	↔	↔			
COUPÉ	1995	2000	GT15RAT5	PH	33	Y	33	Y	33	Y	B-F	S1	↔	↔	↔	↔			
CROMA	1995	1997	GT10BT5	PH	33	Y	33	Y	33	Y	B-F	S1	↔	↔	↔	↔			
CROMA	2005			PH / CR2	46		46		46										
DAILY	2000			PH / CR2	46		46		46				↔	↔	↔	↔			
DOBLO'	2000	2006		MEG / CR	48		48		48				↔	↔	↔	↔			
DOBLO'	2006			PH / CR2	46		46		46				↔	↔	↔				
DOBLO'	2006		SIP22EHP	PH / CR2	46	Y	46	P-BOX	46				↔	↔	↔				
DUCATO	1996	2001	GT10BT5	MEG	13	Y	13	Y	13	Y	Meg	S1	↔	↔	↔	↔			
DUCATO	2002	2005		MEG / CR	48		48		48				↔	↔	↔	↔			
DUCATO	2006		SIP22EHP	PH / CR2	46	Y	46	P-BOX	46				↔	↔	↔	↔			
DUCATO	2006			PH / CR2	46		46		46				↔	↔	↔	↔			
FIORINO	1995	2002	GT10BT5	TEMIC	11	Y	11	Y	11	Y	T-F	S1	↔	↔	↔	↔			
FIORINO	2007			PH / CR2	46		46		46				↔	↔					
FIORINO	2007		SIP22EHP	PH / CR2	46	Y	46	P-BOX	46				↔	↔					
GRANDE PUNTO	2005			PH / CR2	46		46		46				↔	↔	↔				
GRANDE PUNTO	2005		SIP22EHP	PH / CR2	46	Y	46	P-BOX	46				↔	↔	↔				
IDEA	2003	2009		MEG / CR	48		48		48				↔	↔					
IDEA	2009			PH / CR2	46		46		46				↔	↔	↔				
IDEA	2009		SIP22EHP	PH / CR2	46	Y	46	P-BOX	46				↔	↔	↔				
MAREA	1996	2002	GT15RCT5	TEMIC	11	Y	11	Y	11	Y	T-F	S1	↔	↔	↔	↔			
MARENGO	1996		GT15RBT5	MEG	13	Y	13	Y	13	Y	Meg	S1	↔	↔	↔	↔			
MULTIPLA	1998			MEG / CR	48		48		48				↔	↔	↔	↔			
PALIO (BR)	1996	2001	GT15RCP										↔	↔	↔	↔			
PALIO	1996	2001	GT15RCT5	TEMIC	11	Y	11	Y	11	Y	T-F	S1	↔	↔	↔	↔			
PALIO	2002			MEG / CR	48		48		48				↔	↔	↔				
PANDA	1995	2002	GT10BT5	MEG	13	Y	13	Y	13	Y	Meg	S1	↔	↔	↔	↔			
PANDA	2002			PH / CR2	46		46		46				↔	↔	↔	↔			
PANDA	2002		SIP22EHP	PH / CR2	46	Y	46	P-BOX	46				↔	↔	↔	↔			


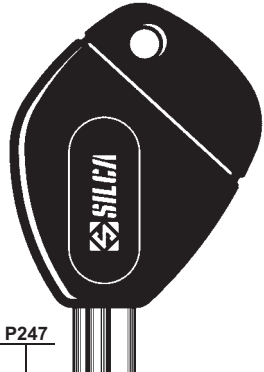




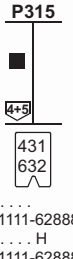
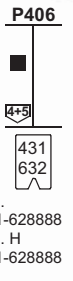





PER: 
FOR: 

FIAT

 <p>Blue head Testa blu</p>				
<p>P263</p>  <p>258</p>	<p>P386</p>  <p>S620 S767 S1117</p>	<p>P406</p>  <p>S620 S1117</p>	<p>P361</p>  <p>264 1411</p>	<p>P406</p>  <p>264 1411</p>
 <p>GT15RAT5 W 0001-9640</p>	 <p>HU83T14 1-2000</p>	 <p>HU83EHP 1-2000</p>	 <p>HU133RT12 50001-51308 U 1-2000</p>  <p>HU133RT14 50001-51308 U 1-2000</p>	 <p>HU133REHP 50001-51308 U 1-2000</p>
GIOBERT - TRW SIPEA	HUF - VALEO	HUF - VALEO	HUF	

PER: 
FOR: 

FIAT

			
<p>P406</p>  <p>S583 S1117 S1134 DE 1-11210 0001-2000</p>	<p>P247</p>  <p>431 632</p> <p>..... 0111111-628888 H 0111111-628888 63/99 1-2-4-6-8 63/99 H 1-2-4-6-8</p>	<p>P315</p>  <p>431 632</p> <p>0111111-628888 H 0111111-628888 63/99 1-2-4-6-8 63/99 H 1-2-4-6-8</p>	<p>P406</p>  <p>431 632</p> <p>0111111-628888 H 0111111-628888 63/99 1-2-4-6-8 63/99 H 1-2-4-6-8</p>
 <p>SIP22EHP</p>	 <p>SX9CP</p>	 <p>SX9T14</p>  <p>SX9T5</p>	 <p>SX9EHP</p>
GIOBERT - TRW SIPEA	SIMPLEX		SIMPLEX

1	2	2a	3	6	71	72	42	43 44a	9b	10b 10c	12	15	A	B	C	D	
				IGNITION 													
CAR MAKE/MODEL	FROM	TO	SILCA REF.	TRANSP. TYPE	ID	COPY	ID	COPY	ID	COPY	STP						
	1995	2010	 Ref.		 FAST COPY PLUS RW4 PLUS	 FAST COPY PLUS RW4 PLUS	 FAST COPY RW4	 FAST COPY RW4	 RW3	 RW3	 STP	 					

FIAT

PUNTO EVO	2009			PH / CR2	46		46		46				↔		↔	
PUNTO EVO	2009		SIP22EHP	PH / CR2	46	Y	46	P-BOX	46				↔		↔	
PUNTO	1995	1999	GT15RAT5	MEG	13	Y	13	Y	13	Y	Meg	S1	↔	↔	↔	↔
PUNTO	1999	2005		MEG / CR	48		48		48				↔	↔	↔	
QUBO	2008			PH / CR2	46		46		46				↔			
QUBO	2008		SIP22EHP	PH / CR2	46	Y	46	P-BOX	46				↔			
SCUDO	1995	1996	SX9CP										↔	↔		↔
SCUDO	1996	2001	SX9T5	PH	33	Y	33	Y	33	Y	G-V		↔	↔	↔	↔
SCUDO	1996	2001	SX9T5	PH	33	Y	33	Y	33	Y	G-C		↔	↔	↔	↔
SCUDO	2002	2006	SX9T14	PH / CR2	46		46		46				↔	↔	↔	↔
SCUDO	2002	2006	SX9EHP	PH / CR2	46	Y	46	P-BOX	46				↔	↔	↔	↔
SCUDO	2007		HU83T14	PH / CR2	46		46		46				↔	↔		↔
SCUDO	2007		HU83EHP	PH / CR2	46	Y	46	P-BOX	46				↔	↔		↔
SEDICI DIESEL	2006		HU133RT12	PH / CR	40	ID	40	ID	40	ID			↔	↔		↔
SEDICI	2006		HU133RT14	PH / CR2	46		46		46				↔	↔		↔
SEDICI	2006		HU133REHP	PH / CR2	46	Y	46	P-BOX	46				↔	↔		↔

PER: 
FOR:

FIAT



Blue head
Testa blu

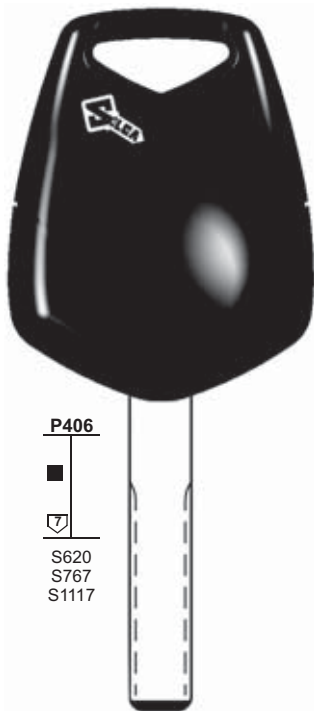
P266



258


GT15RBT5
W.....
0001-9640

GIOBERT - TRW SIPEA



P406



S620
S767
S1117


HU83EHP
..... 1-2000

HUF - VALEO



P386



S620
S767
S1117


HU83T14
..... 1-2000

HUF - VALEO

PER: 
FOR:

FIAT



P422

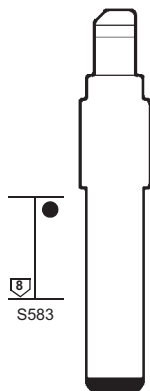


S583
S522

DE.....
1-11210


SIP22LP

GIOBERT - TRW SIPEA



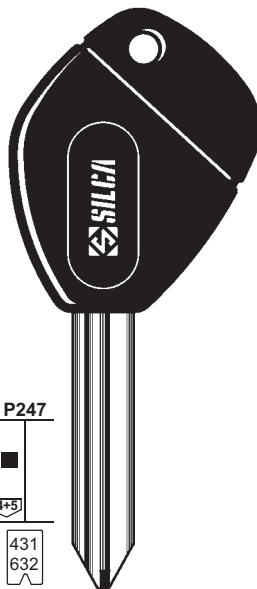
P422



S583

DE.....
1-11210


SIP29T



P247



431
632

.....
0111111-62888
.....H
0111111-62888

63/99 1-2-4-6-8
63/99 H 1-2-4-6-8


SX9CP

SIMPLEX



P315



431
632

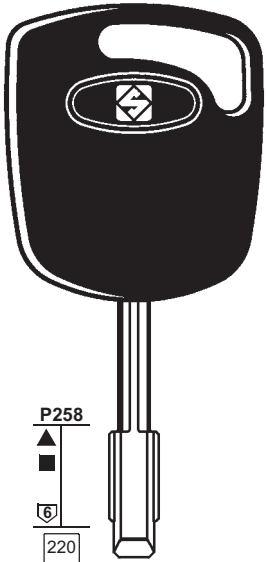
.....
0111111-62888
.....H
0111111-62888

63/99 1-2-4-6-8
63/99 H 1-2-4-6-8


SX9T5

PER: 
FOR:

FORD AUS



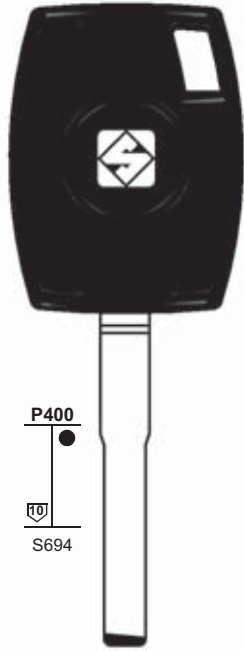
P258
▲ ■
6
220
S755
P52
P435



FO21T3

T.... 1-1050
T.... 1-2330
T.... 1051-2330
T..... 1-2-3-4

TIBBE - VALEO



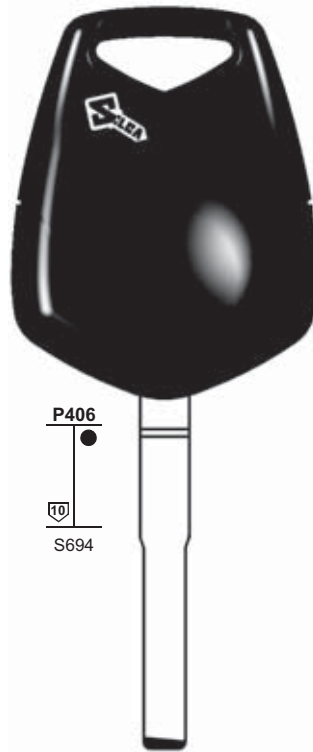
P400
●
10
S694



HU101T20

.... 1-4000

HUF



P406
●
10
S694



HU101EH2

.... 1-4000

HUF



P336
●
8
612



H86-PT

.... X
0001-1706

STRATTEC

PER: 
FOR:

FORD AUS



P273
●
8
612
.... X
0001-1706

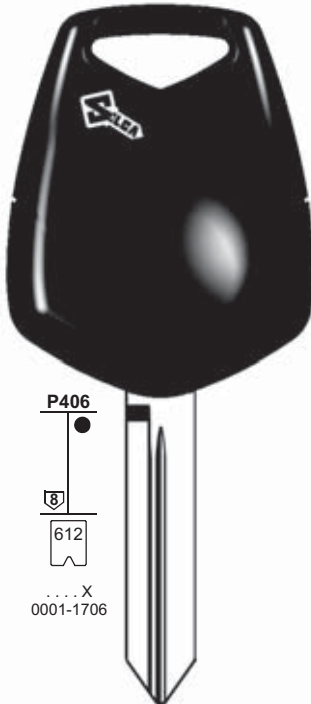


FO38RT3



FO38RT17

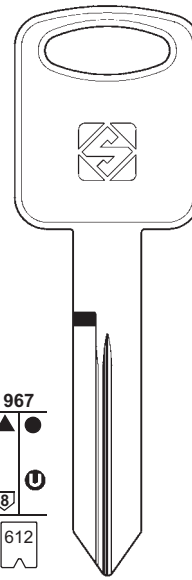
STRATTEC



P406
●
8
612
.... X
0001-1706



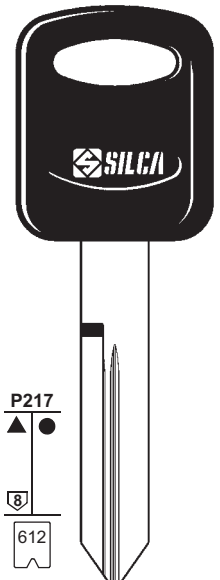
FO38REH2



967
▲ ●
8
612
.... X
0001-1706
.... Y
0001-1200



FO40R



P217
▲ ●
8
612
.... X
0001-1706
.... Y
0001-1200

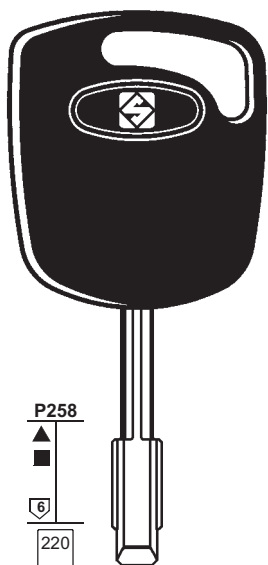


FO40BP

STRATTEC

PER: 
FOR: 

FORD AUS

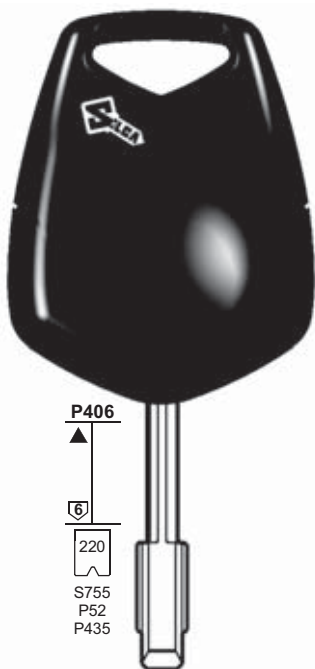


P258
▲
■
6
220
S755
P52
P435



FO21T7

T 1-1050
T 1-2330
T 1051-2330
T 1-2-3-4

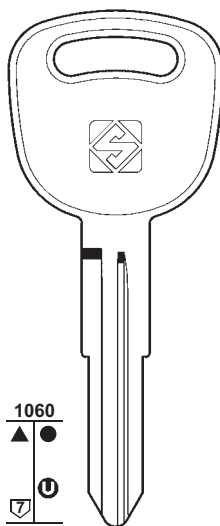


P406
▲
6
220
S755
P52
P435



FO21EH2

T 1-1050
T 1-2330
T 1051-2330
T 1-2-3-4

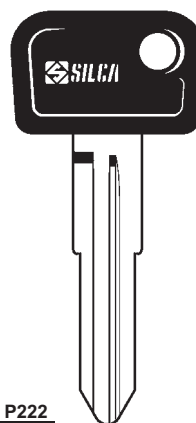


1060
▲ ●
7
221



KIA1R

Y
7001-8200

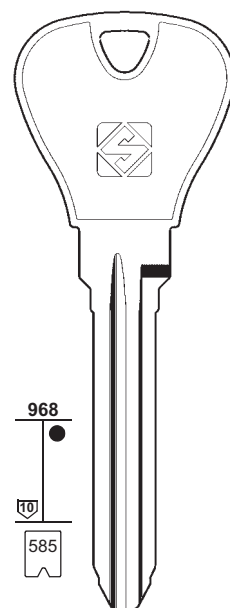


P222
●
7
221



KIA1RP

Y
7001-8200



968
●
10
585



FO34

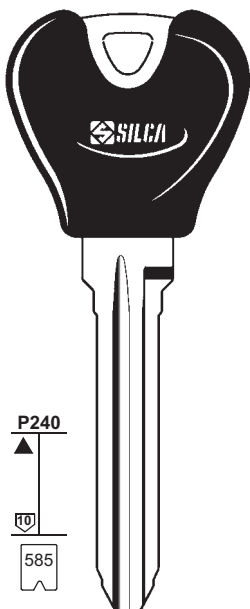
B 1001-2200
B 5001-6200

TIBBE - VALEO

KIA

PER: 
FOR: 

HOLDEN

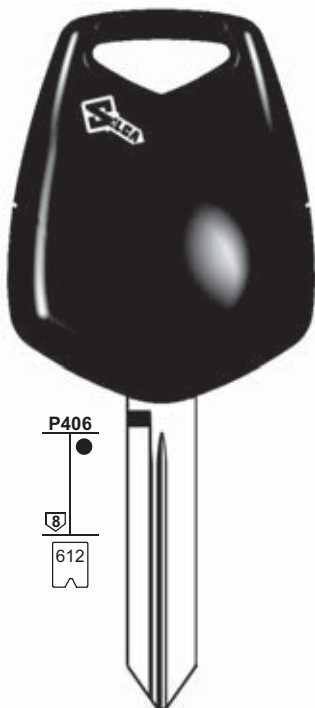


P240
▲
10
585



FO34AP

B 1001-2200
B 5001-6200



P406
●
8
612



FO38REH2

..... X
0001-1706

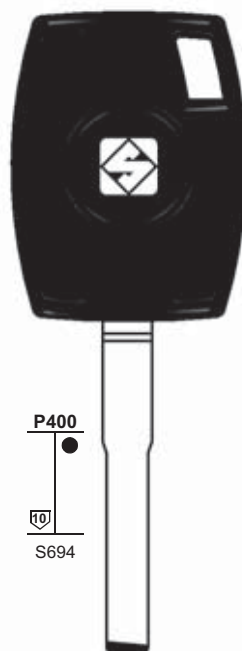


P336
●
8
612



H86-PT

..... X
0001-1706



P400
●
10
S694



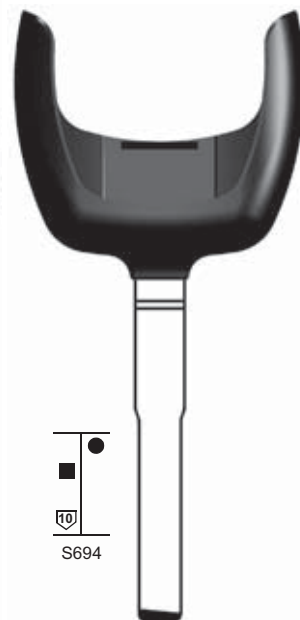
HU101T17

..... 1-4000



HU101T20

..... 1-4000



●
10
S694



HU101AP

..... 1-4000



STRATTEC

HUF

HUF

PER: 
FOR:

FORD AUS



P258



220
S755
P52
P435

T.... 1-1050
T.... 1-2330
T.... 1051-2330
T..... 1-2-3-4



FO21T7



P406



220
S755
P52
P435

T.... 1-1050
T.... 1-2330
T.... 1051-2330
T..... 1-2-3-4



FO21EH2



P273



612
.... X
0001-1706



FO38RT3



P336



612
.... X
0001-1706



H86-PT



P406



612
.... X
0001-1706



FO38REH2

TIBBE - VALEO

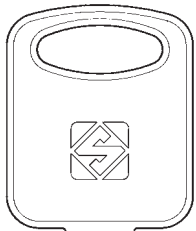
FO38RT17
STRATTEC

STRATTEC



PER: 
FOR:

FORD AUS



967



612



FO40R
.... X
0001-1706
.... Y
0001-1200



P217



612



FO40RBP
.... X
0001-1706
.... Y
0001-1200



P400



S694



HU101T20
.... 1-4000



P406



S694



HU101EH2
.... 1-4000

STRATTEC

HUF

HUF

1	2	2a	3	6	71	72	42	43 44a	9b	10b 10c	12	15	A	B	C	D
IGNITION																
CAR MAKE/MODEL	FROM	TO	SILCA REF.	TRANSP. TYPE	ID	COPY	ID	COPY	ID	COPY	STP					
	1995	2010	 Ref.		 FAST COPY PLUS RW4 PLUS	 FAST COPY PLUS RW4 PLUS	 FAST COPY RW4	 FAST COPY RW4	 RW3	 RW3						
FORD AUS																
S-TYPE	2002		FO21T7	TEX / CR	60		60		60				↔	↔		↔
TAURUS LX / SHO	1996	1997	FO38RT3	TEXAS	4C		4C		4C			B	↔	↔	↔	↔
TAURUS LX / SHO	1998	1999	FO38REH2	TEXAS	4C	Y	4C	Y	4C	Y			↔	↔	↔	↔
TAURUS LX / SHO	1998	1999	FO38RT3	TEXAS	4C		4C		4C			C	↔	↔	↔	↔
TAURUS WAGON	1996	1997	FO40R										↔	↔		↔
TAURUS WAGON	1996	1997	FO40RBP										↔	↔		↔
TAURUS	1996	1997	FO40R										↔	↔		↔
TAURUS	1996	1997	FO40RBP										↔	↔		↔
TAURUS	2000	2003	H86-PT	TEX / CR	60		60		60			C	↔	↔		↔
TAURUS	2004		FO38RT17	TEX / CR	63		63		63			C	↔	↔		↔
TERRITORY	2004	2005	FO21T7	TEX / CR	60		60		60				↔	↔		↔
TERRITORY	2004	2005	FO21EH2	TEX / CR	60	Y	60	Y	60	PC			↔	↔		↔
TERRITORY	2005		HU101T20	TEX / CR2	6F		6F		6F				↔	↔		↔
TERRITORY	2005		HU101EH2	TEX / CR2	6F	Y	6F	Y	6F				↔	↔		↔
TRIBUTE	2001	2003	FO38REH2	TEX / CR	60	Y	60	Y	60	PC			↔	↔	↔	↔
TRIBUTE	2001	2003	H86-PT	TEX / CR	60		60		60			H	↔	↔	↔	↔

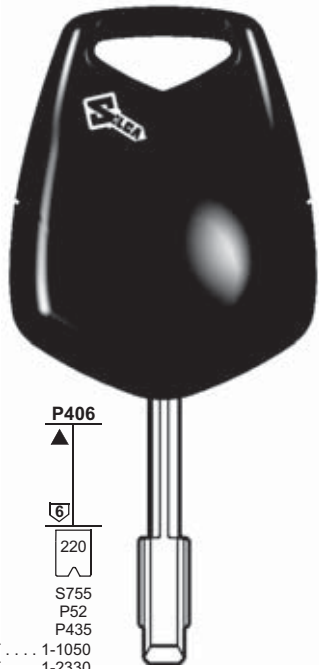
PER: 
FOR:

FORD EU



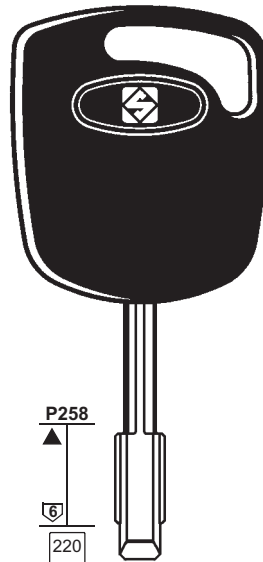
▲
6
220
S755
P52
P435
T..... 1-1050
T..... 1-2330
T..... 1051-2330
T..... 1-2-3-4


FO21AP




P406
▲
6
220
S755
P52
P435
T..... 1-1050
T..... 1-2330
T..... 1051-2330
T..... 1-2-3-4


FO21EH2



P258
▲
6
220
S755
P52
P435
T..... 1-1050
T..... 1-2330
T..... 1051-2330
T..... 1-2-3-4

  Red head
Testa rossa
FO21T3M



P258
▲
6
220
S755
P52
P435
T..... 1-1050
T..... 1-2330
T..... 1051-2330
T..... 1-2-3-4

 
FO21T17

 
FO21T3

 
FO21T7

IMPORTANT!

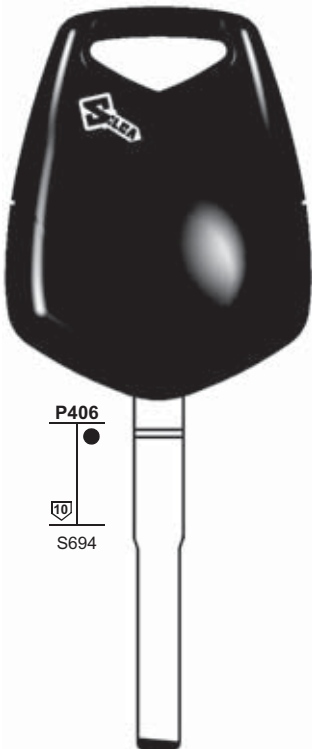
* KEY BLANK TO BE APPLIED TO THE ORIGINAL REMOTE CONTROL
(THE REMOTE CONTROL INCLUDES THE TRANSPONDER CHIP)

TIBBE - VALEO

TIBBE - VALEO

PER: 
FOR:

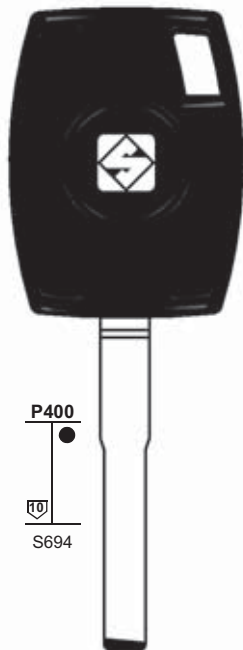
FORD EU



P406
●
10
S694


HU101EH2
..... 1-4000

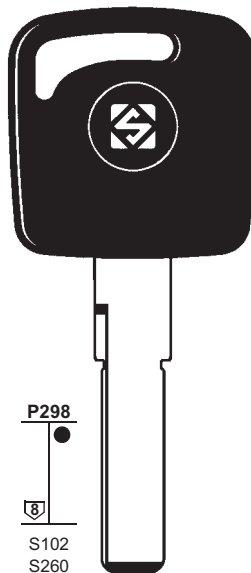
HUF



P400
●
10
S694

 
HU101T17
..... 1-4000

HUF

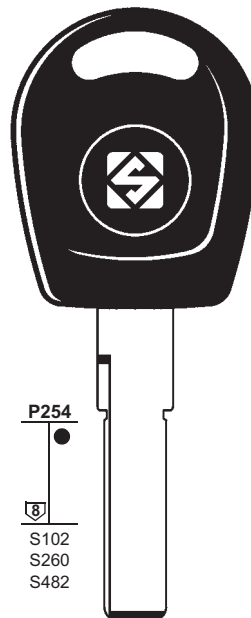


P298
●
8
S102
S260

 
HU66BT1
..... 1-2000

 
HU66BT15
..... 1-2000

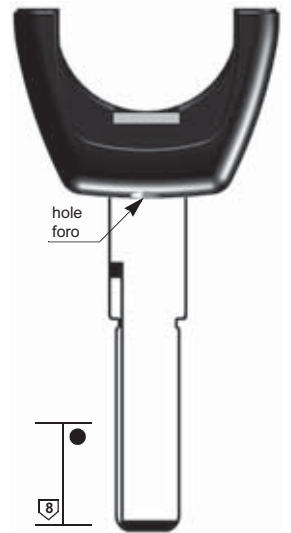
HUF - WITTE



P254
●
8
S102
S260
S482

 
HU66T10
..... 1-2000



















HUF



hole
foro
●
8
S102

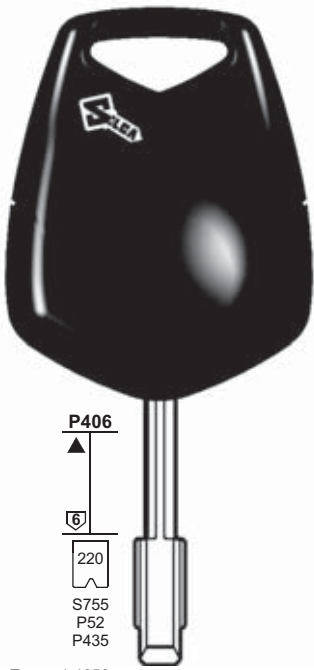
 
HU66DT5
..... 1-2000

HUF

1	2	2a	3	6	71	72	42	43 44a	9b	10b 10c	12	15	A	B	C	D			
				IGNITION 															
CAR MAKE/MODEL 	FROM 1995 	TO 2010 	SILCA REF.  Ref.	TRANSP. TYPE 	ID  FAST COPY PLUS RW4 PLUS	COPY  FAST COPY PLUS RW4 PLUS	ID  FAST COPY RW4	COPY  FAST COPY RW4	ID  RW3	COPY  RW3	STP 								
FORD EU																			
CONNECT	2002		FO21T7	TEX / CR	60		60		60			S5	↔	↔	↔	↔			
CONNECT	2002		FO21EH2	TEX / CR	60	Y	60	Y	60	PC			↔	↔	↔	↔			
COUGAR	1997	2002	FO21T3	TEXAS	4C		4C		4C			S2	↔	↔	↔	↔			
COUGAR	1997	2002	FO21T3M	TEXAS	4C		4C		4C			S2	↔	↔	↔	↔			
COUGAR	1997	2002	FO21T3	TEXAS	4C		4C		4C			S5	↔	↔	↔	↔			
COUGAR	1997	2002	FO21T3M	TEXAS	4C		4C		4C			S5	↔	↔	↔	↔			
COUGAR	1997	2002	FO21EH2	TEXAS	4C	Y	4C	Y	4C	Y			↔	↔	↔	↔			
COURIER KOMBI	1998		FO21T3	TEXAS	4C		4C		4C			S2	↔	↔	↔	↔			
COURIER KOMBI	1998		FO21T3M	TEXAS	4C		4C		4C			S2	↔	↔	↔	↔			
COURIER KOMBI	1998		FO21T3	TEXAS	4C		4C		4C			S5	↔	↔	↔	↔			
COURIER KOMBI	1998		FO21T3M	TEXAS	4C		4C		4C			S5	↔	↔	↔	↔			
COURIER KOMBI	1998		FO21EH2	TEXAS	4C	Y	4C	Y	4C	Y			↔	↔	↔	↔			
ESCORT	1995	2000	FO21T3	TEXAS	4C		4C		4C			S5	↔	↔	↔	↔			
ESCORT	1995	2000	FO21T3M	TEXAS	4C		4C		4C			S5	↔	↔	↔	↔			
ESCORT	1995	2000	FO21EH2	TEXAS	4C	Y	4C	Y	4C	Y			↔	↔	↔	↔			
ESCORT	1995	2000	FO21T3	TEXAS	4C		4C		4C			S2	↔	↔	↔	↔			
ESCORT	1995	2000	FO21T3M	TEXAS	4C		4C		4C			S2	↔	↔	↔	↔			
FIESTA	1995	2002	FO21T3	TEXAS	4C		4C		4C			S5	↔	↔		↔			
FIESTA	1995	2002	FO21T3M	TEXAS	4C		4C		4C			S5	↔	↔		↔			
FIESTA	1995	2002	FO21EH2	TEXAS	4C	Y	4C	Y	4C	Y			↔	↔	↔	↔			
FIESTA	1995	2002	FO21T3	TEXAS	4C		4C		4C			S2	↔	↔		↔			
FIESTA	1995	2002	FO21T3M	TEXAS	4C		4C		4C			S2	↔	↔		↔			
FIESTA	2003	2008	FO21EH2	TEX / CR	63	Y	63	Y	63	PC			↔	↔		↔			
FIESTA	2003	2008	FO21T17	TEX / CR	63		63		63			S5	↔	↔		↔			
FIESTA	2008		HU101T17	TEX / CR	63		63		63				↔						
FIESTA	2008		HU101T17	TEX / CR	63		63		63				↔						
FOCUS C-MAX	2003		HU101EH2	TEX / CR	63	Y	63	Y	63	PC			↔	↔		↔			
FOCUS C-MAX	2003		HU101T17	TEX / CR	63		63		63				↔	↔		↔			
FOCUS	1998	2004	FO21AP										↔						
FOCUS	1998	2004	FO21EH2	TEX / CR	60	Y	60	Y	60	PC			↔	↔	↔	↔			
FOCUS	1998	2004	FO21T7	TEX / CR	60		60		60			S5	↔	↔	↔	↔			
FOCUS	2004		HU101T17	TEX / CR	63		63		63				↔	↔		↔			
FOCUS	2004		HU101EH2	TEX / CR	63	Y	63	Y	63	PC			↔	↔		↔			
FUSION	2002		FO21EH2	TEX / CR	63	Y	63	Y	63	PC			↔		↔	↔			
FUSION	2002		FO21T17	TEX / CR	63		63		63			S5	↔	↔		↔			
GALAXY	1995	1998	HU66BT1	PH	33	Y	33	Y	33	Y	S-V	S2	↔	↔		↔			
GALAXY	1995	1998	HU66DT5	PH	33	Y	33	Y	33	Y	S-V	S2	↔	↔		↔			
GALAXY	1998	2000	HU66T10	PH / CR	42	Y	42	Y	42	ID			↔	↔		↔			
GALAXY	2000	2006	HU66BT15	PH / CR	4W		4W		44	ID			↔	↔		↔			

PER: 
FOR:

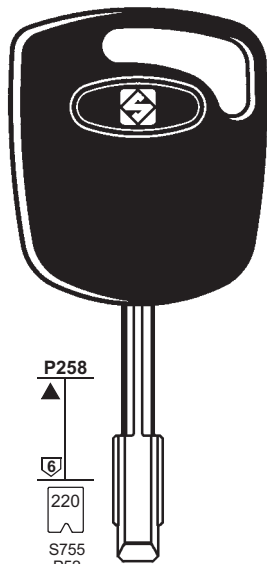
FORD EU



T 1-1050
T 1-2330
T 1051-2330
T 1-2-3-4



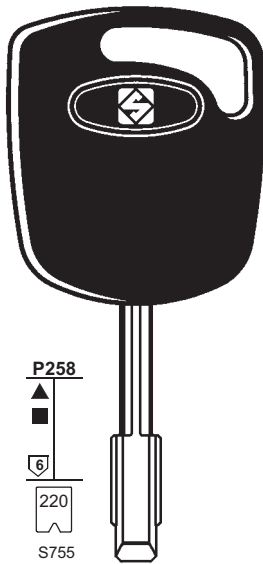
FO21EH2



T 1-1050
T 1-2330
T 1051-2330
T 1-2-3-4



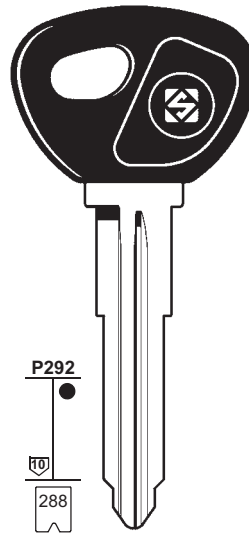
FO21T3M



T 1-1050
T 1-2330
T 1051-2330
T 1-2-3-4



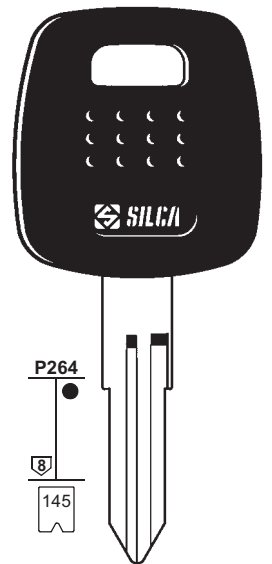
FO21T7



10100-12283



MAZ13T5



X 1-8000
X 8001-9000



NSN11T2

TIBBE - VALEO

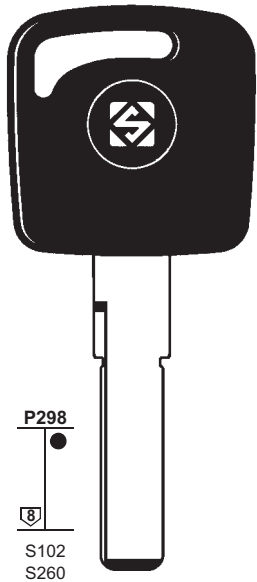
TIBBE - VALEO

MAZDA

NISSAN - VALEO

PER: 
FOR:

FORD EU

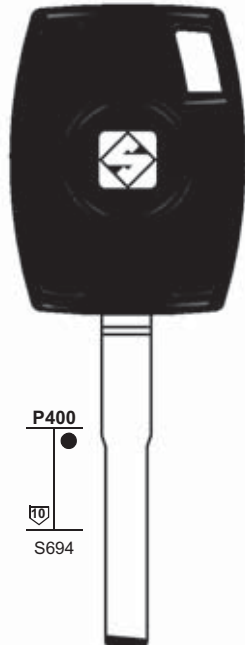


S102
S260



HU66BT28
..... 1-2000

HUF - WITTE

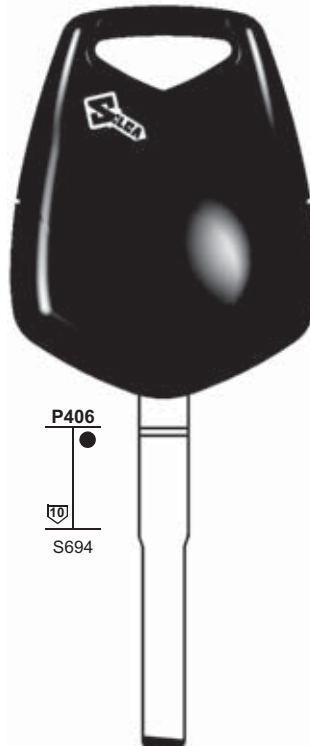


S694



HU101T17
..... 1-4000

HUF

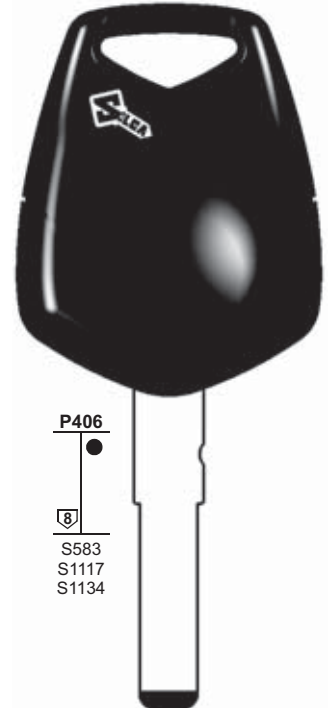


S694



HU101EH2
..... 1-4000

HUF





















S583
S1117
S1134



SIP22EHP
DE 1-11210
..... 0001-2000

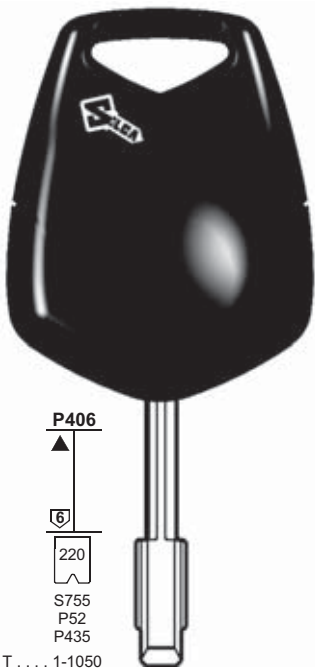
GIOBERT - TRW SIPEA

1	2	2a	3	6	71	72	42	43 44a	9b	10b 10c	12	15	A	B	C	D
				IGNITION 												
CAR MAKE/MODEL 	FROM 1995 	TO 2010 	SILCA REF.  Ref.	TRANSP. TYPE 	ID  FAST COPY PLUS RW4 PLUS	COPY  FAST COPY PLUS RW4 PLUS	ID  FAST COPY RW4	COPY  FAST COPY RW4	ID  RW3	COPY  RW3	STP 					
FORD EU																
GALAXY	2000	2006	HU66BT28	PH / CR	4W	RD	4W	RD	44	ID			↔	↔		↔
GALAXY	2006		HU101T17	TEX / CR	63		63		63				↔	↔		↔
GALAXY	2006		HU101EH2	TEX / CR	63	Y	63	Y	63	PC			↔	↔		↔
KA	1996	2002	FO21T3	TEXAS	4C		4C		4C			S5	↔	↔	↔	↔
KA	1996	2002	FO21T3M	TEXAS	4C		4C		4C			S5	↔	↔	↔	↔
KA	1996	2002	FO21EH2	TEXAS	4C	Y	4C	Y	4C	Y			↔	↔	↔	↔
KA	1996	2002	FO21T3	TEXAS	4C		4C		4C			S2	↔	↔	↔	↔
KA	1996	2002	FO21T3M	TEXAS	4C		4C		4C			S2	↔	↔	↔	↔
KA	2002	2008	FO21EH2	TEX / CR	60	Y	60	Y	60	PC			↔	↔	↔	↔
KA	2002	2008	FO21T7	TEX / CR	60		60		60				↔	↔		↔
KA	2009			PH / CR2	46		46		46				↔	↔		↔
KA	2009		SIP22EHP	PH / CR2	46	Y	46	P-BOX	46				↔	↔		↔
KUGA	2008		HU101T17	TEX / CR	63		63		63				↔			↔
KUGA	2008		SMART KEY	TEX / CR	63		63		63							
KUGA	2008		HU101EH2	TEX / CR	63	Y	63	Y	63	PC			↔			↔
MAVERICK	1995		NSN11T2	PH	33	Y	33	Y	33	Y			↔	↔	↔	↔
MONDEO	1995	2001	FO21T3	TEXAS	4C		4C		4C			S5	↔	↔	↔	↔
MONDEO	1995	2001	FO21T3M	TEXAS	4C		4C		4C			S5	↔	↔	↔	↔
MONDEO	1995	2001	FO21EH2	TEXAS	4C	Y	4C	Y	4C	Y			↔	↔	↔	↔
MONDEO	1995	2001	FO21T3	TEXAS	4C		4C		4C			S2	↔	↔	↔	↔
MONDEO	1995	2001	FO21T3M	TEXAS	4C		4C		4C			S2	↔	↔	↔	↔
MONDEO	2001	2007	FO21EH2	TEX / CR	60	Y	60	Y	60	PC			↔	↔		
MONDEO	2001	2007	FO21T7	TEX / CR	60		60		60			S5	↔	↔		
MONDEO	2007		HU101T17	TEX / CR	63		63		63				↔	↔		
MONDEO	2007		HU101EH2	TEX / CR	63	Y	63	Y	63	PC			↔	↔		
PROBE	1996		MAZ13T5	TEMIC	12	Y	12	Y	12	Y		S4	↔	↔		↔
PUMA	1998	2002	FO21T3	TEXAS	4C		4C		4C			S5	↔	↔	↔	↔
PUMA	1998	2002	FO21T3M	TEXAS	4C		4C		4C			S5	↔	↔	↔	↔
PUMA	1998	2002	FO21EH2	TEXAS	4C	Y	4C	Y	4C	Y			↔	↔	↔	↔
PUMA	1998	2002	FO21T3	TEXAS	4C		4C		4C			S2	↔	↔	↔	↔
PUMA	1998	2002	FO21T3M	TEXAS	4C		4C		4C			S2	↔	↔	↔	↔
RANGER	2006			TEM / CR	8C		8C		8C				↔	↔	↔	↔
SCORPIO	1995	1998	FO21T3	TEXAS	4C		4C		4C			S5	↔	↔	↔	↔
SCORPIO	1995	1998	FO21T3M	TEXAS	4C		4C		4C			S5	↔	↔	↔	↔
SCORPIO	1995	1998	FO21EH2	TEXAS	4C	Y	4C	Y	4C	Y			↔	↔	↔	↔
SCORPIO	1995	1998	FO21T3	TEXAS	4C		4C		4C			S2	↔	↔	↔	↔
SCORPIO	1995	1998	FO21T3M	TEXAS	4C		4C		4C			S2	↔	↔	↔	↔
S-MAX	2006		HU101T17	TEX / CR	63		63		63				↔	↔		↔
S-MAX	2006		HU101EH2	TEX / CR	63	Y	63	Y	63	PC			↔	↔		↔

PER: 
FOR:


FORD EU

FORD SUD AMERICA




P406
▲
6
220

S755
P52
P435
T..... 1-1050
T..... 1-2330
T..... 1051-2330
T..... 1-2-3-4



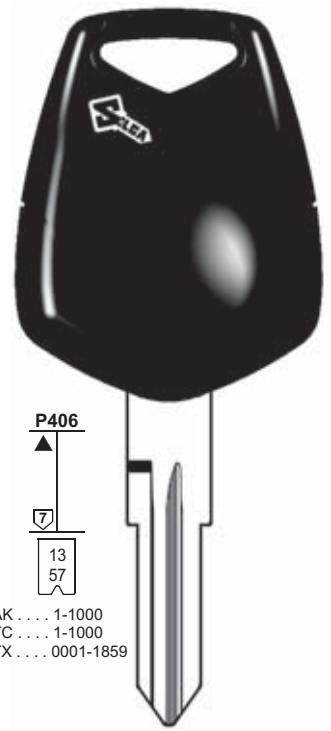
P258
▲
6
220

S755
P52
P435
T..... 1-1050
T..... 1-2330
T..... 1051-2330
T..... 1-2-3-4



P258
▲
6
220

S755
P52
P435
T..... 1-1050
T..... 1-2330
T..... 1051-2330
T..... 1-2-3-4



P406
▲
7
13
57

AK..... 1-1000
TC..... 1-1000
TX..... 0001-1859



FO21EH2



FO21T3M



FO21T3



FO21T17



FO21T7



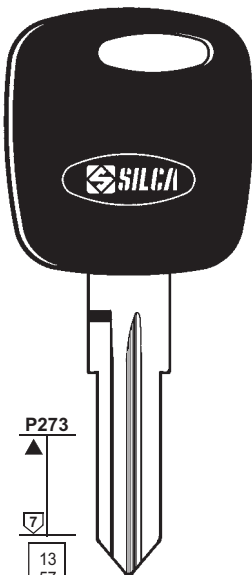
FO10EH2

TIBBE - VALEO

TIBBE - VALEO


PER: 
FOR:

FORD SUD AMERICA




P273
▲
7
13
57

AK..... 1-1000
TC..... 1-1000
TX..... 0001-1859



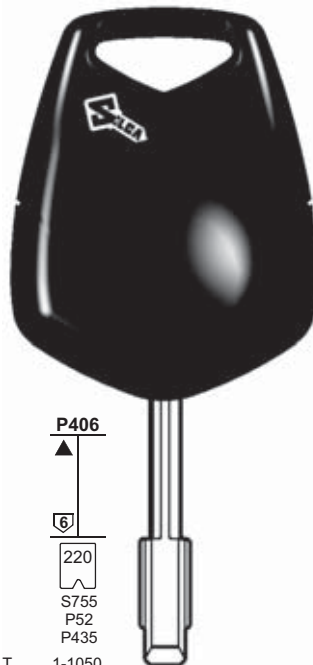
P258
▲
6
220

S755
P52
P435
T..... 1-1050
T..... 1-2330
T..... 1051-2330
T..... 1-2-3-4



P258
▲
6
220

S755
P52
P435
T..... 1-1050
T..... 1-2330
T..... 1051-2330
T..... 1-2-3-4



P406
▲
6
220

T..... 1-1050
T..... 1-2330
T..... 1051-2330
T..... 1-2-3-4



P273
▲
8
612

..... X
0001-1706



FO10T7



FO21T3M



FO21T3



FO21T7



FO21EH2





















FO38RT3



FO38RT17

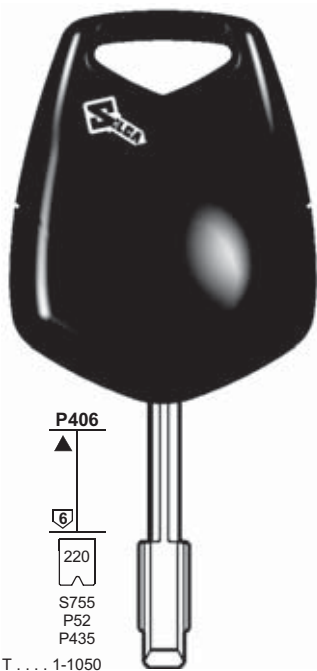
TIBBE - VALEO

STRATTEC

1	2	2a	3	6	71	72	42	43 44a	9b	10b 10c	12	15	A	B	C	D			
				IGNITION 															
CAR MAKE/MODEL 	FROM 1995 	TO 2010 	SILCA REF.  Ref.	TRANSP. TYPE 	ID  FAST COPY PLUS RW4 PLUS	COPY  FAST COPY PLUS RW4 PLUS	ID  FAST COPY RW4	COPY  FAST COPY RW4	ID  RW3	COPY  RW3	STP 								
FORD EU																			
TRANSIT	1995	2000	FO21T3	TEXAS	4C		4C		4C			S5	↔	↔	↔	↔			
TRANSIT	1995	2000	FO21T3M	TEXAS	4C		4C		4C			S5	↔	↔	↔	↔			
TRANSIT	1995	2000	FO21EH2	TEXAS	4C	Y	4C	Y	4C	Y			↔	↔	↔	↔			
TRANSIT	1995	2000	FO21T3	TEXAS	4C		4C		4C			S2	↔	↔	↔	↔			
TRANSIT	1995	2000	FO21T3M	TEXAS	4C		4C		4C			S2	↔	↔	↔	↔			
TRANSIT	2000	2006	FO21EH2	TEX / CR	60	Y	60	Y	60	PC			↔	↔	↔	↔			
TRANSIT	2000	2006	FO21T7	TEX / CR	60		60		60			S5	↔	↔	↔	↔			
TRANSIT	2007		FO21T17	TEX / CR	63		63		63				↔	↔	↔	↔			
TRANSIT	2007		FO21EH2	TEX / CR	63	Y	63	Y	63	PC			↔	↔	↔	↔			
TRANSIT	2007			TEX / CR2	6F		6F		6F				↔	↔		↔			
TRANSIT	2007		FO21EH2	TEX / CR2	6F	Y	6F	Y	6F				↔	↔		↔			
FORD SUD AMERICA																			
C-MAX	2004	2007	FO10EH2	TEX / CR	60	Y	60	Y	60	PC			↔	↔	↔	↔			
C-MAX	2004	2007	FO10T7	TEX / CR	60		60		60				↔	↔	↔	↔			
COURIER	1998	2002	FO21T3	TEXAS	4C		4C		4C			S2	↔	↔	↔	↔			
COURIER	1998	2002	FO21T3	TEXAS	4C		4C		4C			S5	↔	↔	↔	↔			
ECO-SPORT	2003	2007	FO10EH2	TEX / CR	60	Y	60	Y	60	PC			↔	↔	↔	↔			
ECO-SPORT	2003	2007	FO10T7	TEX / CR	60		60		60				↔	↔	↔	↔			
ESCORT	1998	2002	FO21T3M	TEXAS	4C		4C		4C			S2	↔	↔	↔	↔			
EXPLORER (USA)	2004		FO38RT17	TEX / CR	63		63		63			C	↔	↔		↔			
EXPLORER	1998	2003	FO38RT3	TEXAS	4C		4C		4C			C	↔	↔	↔	↔			
F-100	2000	2005	FO38RT3	TEXAS	4C		4C		4C			C	↔	↔	↔	↔			
FIESTA MAX	2005		FO10T7	TEX / CR	60		60		60				↔	↔	↔	↔			
FIESTA MAX	2005		FO10EH2	TEX / CR	60	Y	60	Y	60	PC			↔	↔	↔	↔			
FIESTA	2003		FO10EH2	TEX / CR	60	Y	60	Y	60	PC			↔	↔	↔	↔			
FIESTA	2003		FO10T7	TEX / CR	60		60		60				↔	↔	↔	↔			
FOCUS	1998	2007	FO21EH2	TEX / CR	60	Y	60	Y	60	PC			↔	↔	↔	↔			
FOCUS	1998	2007	FO21T7	TEX / CR	60		60		60				↔	↔	↔	↔			
KA	1998	2002	FO21T3	TEXAS	4C		4C		4C			S2	↔	↔	↔	↔			
KA	1998	2002	FO21T3	TEXAS	4C		4C		4C			S5	↔	↔	↔	↔			
KA	2008		FO21T7	TEX / CR	60		60		60				↔	↔		↔			
KA	2008		FO21EH2	TEX / CR	60	Y	60	Y	60	PC			↔	↔		↔			
MONDEO	2006	2007	FO21T7	TEX / CR	60		60		60			S5	↔						

PER: 
 FOR: 

FORD SUD AMERICA

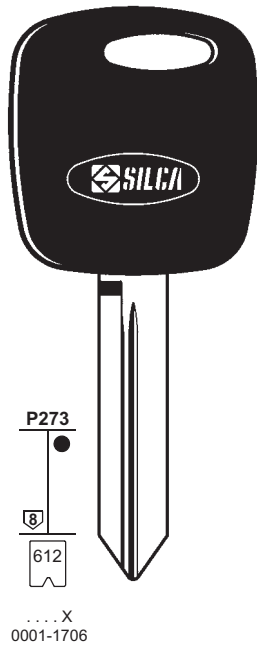


T.... 1-1050
 T.... 1-2330
 T.... 1051-2330
 T..... 1-2-3-4



FO21EH2

TIBBE - VALEO



.... X
 0001-1706

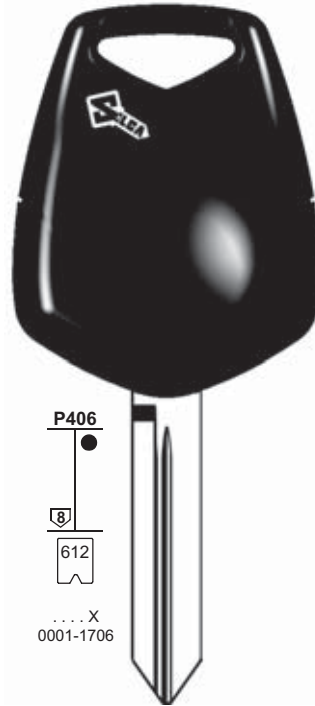


FO38RT3



FO38RT17

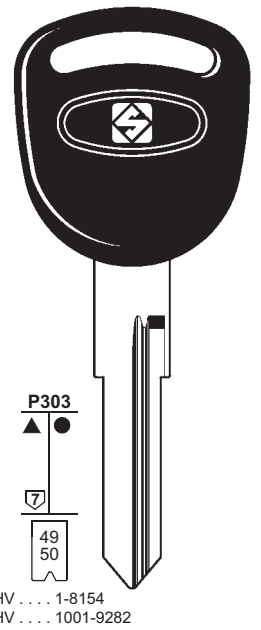
STRATTEC



.... X
 0001-1706



FO38REH2



HV.... 1-8154
 HV.... 1001-9282

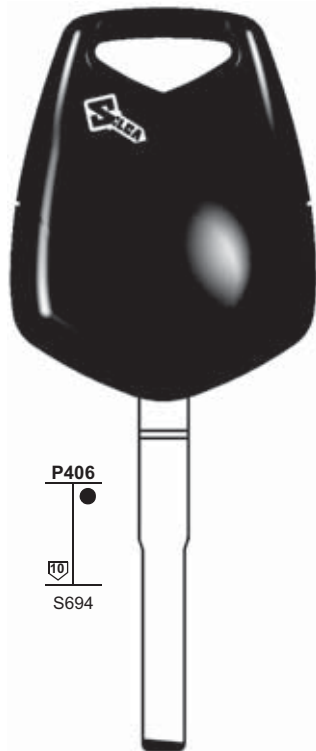


WT7FP

WITTE

PER: 
 FOR: 

FORD SUD AMERICA



S694



HU101EH2

.... 1-4000

HUF



S694

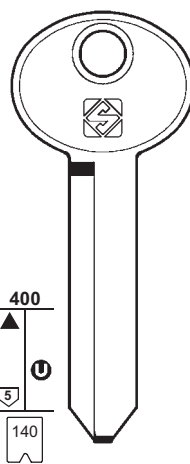


HU101T17

.... 1-4000

HUF

FORD USA

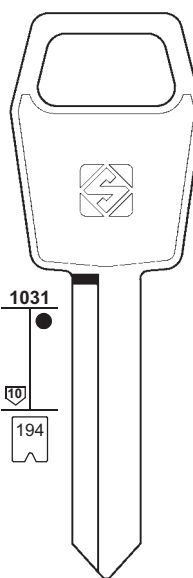


140



FO14

FB-PB....
 0000-1863



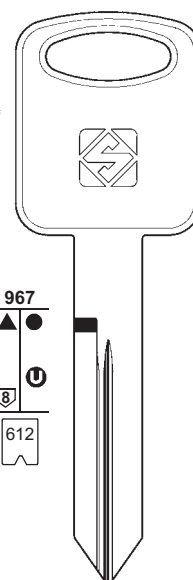
194



FO35

... A... 101-381.501-579
 ... B... 101-410.501-602
 ... C... 101-404.501-624
 ... D... 101-340.501-602
 ... E... 101-304.501-579

STRATTEC



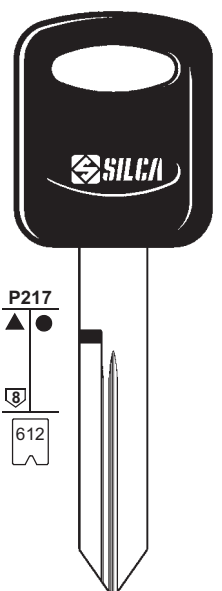
612



FO40R

.... X
 0001-1706
 Y
 0001-1200

STRATTEC



612



FO40BP


.... X
 0001-1706
 Y
 0001-1200

STRATTEC

1	2	2a	3	6	71	72	42	43 44a	9b	10b 10c	12	15	A	B	C	D
				IGNITION												
CAR MAKE/MODEL	FROM	TO	SILCA REF.	TRANSP. TYPE	ID	COPY	ID	COPY	ID	COPY	STP					
	1995	2010	 Ref.		 FAST COPY PLUS RW4 PLUS	 FAST COPY PLUS RW4 PLUS	 FAST COPY RW4	 FAST COPY RW4	 RW3	 RW3	 STP					
FORD SUD AMERICA																
MONDEO	2006	2007	FO21EH2	TEX / CR	60	Y	60	Y	60	PC			X			
MONDEO	2007		HU101T17	TEX / CR	63		63		63				X			
MONDEO	2007		HU101EH2	TEX / CR	63	Y	63	Y	63	PC			X			
RANGER	1998	2003	FO38RT3	TEXAS	4C		4C		4C			C	↔	↔	↔	↔
RANGER	2004		FO38RT17	TEX / CR	63		63		63			C	↔	↔		↔
RANGER	2004		FO38REH2	TEX / CR	63	Y	63	Y	63	PC			↔	↔		↔
VARIOUS MODELS	1996		WT7FP										↔	↔		↔
FORD USA																
AEROSTAR	1987	1991	FO35										↔	↔		FO14
AEROSTAR	1996	1997	FO40R										↔	↔		↔
AEROSTAR	1996	1997	FO40RBP										↔	↔		↔
BRONCO PICK UP	1996	1997	FO40R										↔	↔		↔
BRONCO PICK UP	1996	1997	FO40RBP										↔	↔		↔

PER: 
 FOR: 

FORD USA



- ... A ... 101-381.501-579
- ... B ... 101-410.501-602
- ... C ... 101-404.501-624
- ... D ... 101-340.501-602
- ... E ... 101-304.501-579

... X
0001-1706

... X
0001-1706

... X
0001-1706



FO26T3



FO26EH2



H86-PT



FO38RT3



FO38REH2



STRATTEC



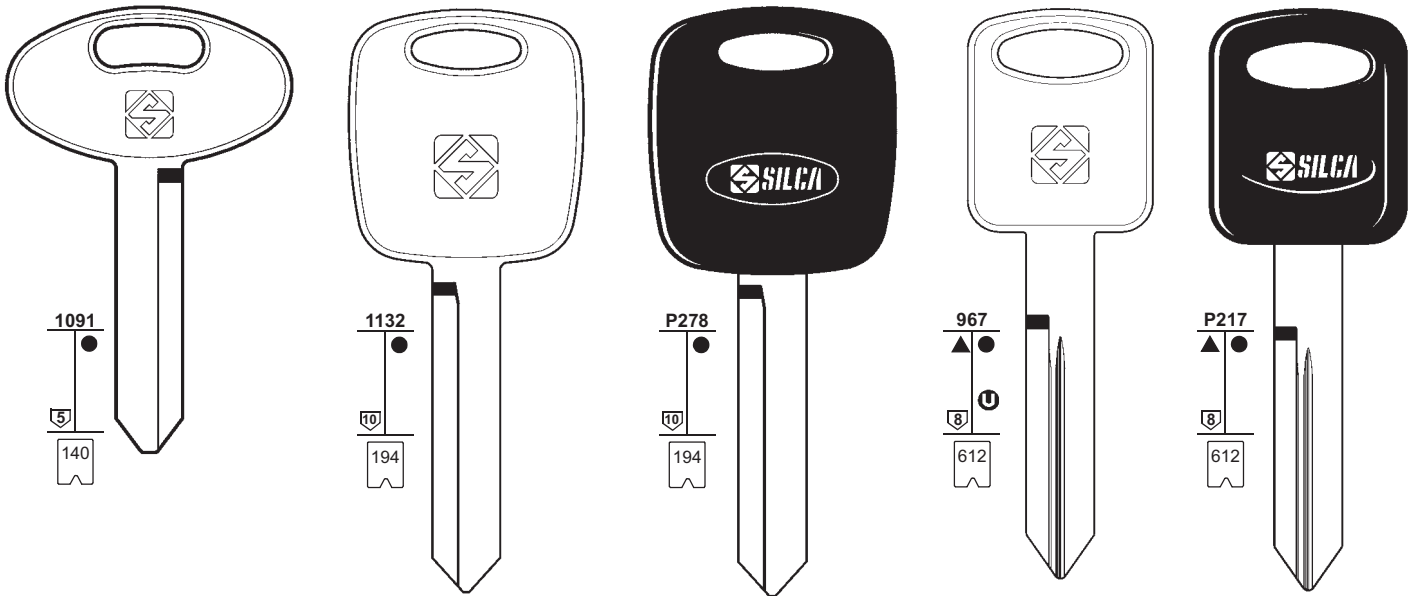
FO38RT17



STRATTEC

PER: 
 FOR: 

FORD USA



FO37R
 FB-PF ...
 0000-1863

FO39
 ... A ... 101-381.501-579
 ... B ... 101-410.501-602
 ... C ... 101-404.501-624
 ... D ... 101-340.501-602
 ... E ... 101-304.501-579



















FO39CP
 ... A ... 101-381.501-579
 ... B ... 101-410.501-602
 ... C ... 101-404.501-624
 ... D ... 101-340.501-602
 ... E ... 101-304.501-579

FO40R
 ... X
 0001-1706
 ... Y
 0001-1200

FO40RBP
 ... X
 0001-1706
 ... Y
 0001-1200

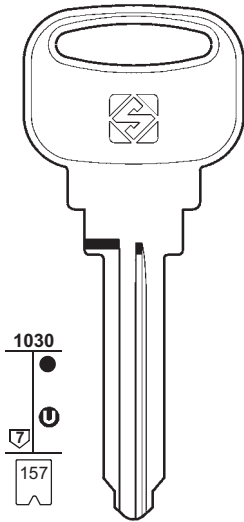
STRATTEC

STRATTEC

1	2	2a	3	6	71	72	42	43 44a	9b	10b 10c	12	15	A	B	C	D				
																				
	FROM 1995 	TO 2010 	SILCA REF.  Ref.	TRANSP. TYPE 	ID  FAST COPY PLUS RW4 PLUS	COPY  FAST COPY PLUS RW4 PLUS	ID  FAST COPY RW4	COPY  FAST COPY RW4	ID  RW3	COPY  RW3	STP 									
FORD USA																				
CONCORDE	1995	1995	FO37R										↔	↔		↔				
CONTOUR V6 LX	1997	1999	FO26T3	TEXAS	4C		4C		4C			B	↔	↔	↔	↔				
CONTOUR V6 LX	1998		FO26EH2	TEXAS	4C	Y	4C	Y	4C	Y			↔	↔	↔	↔				
CONTOUR V6 LX	1999		FO26T3	TEXAS	4C		4C		4C			C	↔	↔	↔	↔				
CONTOUR	1995	1997	FO39										↔	↔		↔				
CONTOUR	1995	1997	FO39CP										↔	↔		↔				
CROWN VICTORIA	1998	2002	FO38REH2	TEXAS	4C	Y	4C	Y	4C	Y			↔	↔	↔	↔				
CROWN VICTORIA	1998	2002	FO38RT3	TEXAS	4C		4C		4C			C	↔	↔	↔	↔				
CROWN VICTORIA	2003		FO38RT17	TEX / CR	63		63		63			C	↔	↔		↔				
CROWN VICTORIA	2003		FO38REH2	TEX / CR	63	Y	63	Y	63	PC			↔	↔		↔				
EDGE	2007		FO38RT17	TEX / CR	63		63		63			C	↔	↔		↔				
EDGE	2007		FO38REH2	TEX / CR	63	Y	63	Y	63	PC			↔	↔		↔				
ESCAPE	2001	2004	FO38REH2	TEX / CR	60	Y	60	Y	60	PC			↔	↔	↔	↔				
ESCAPE	2001	2004	H86-PT	TEX / CR	60		60		60			H	↔	↔	↔	↔				
ESCAPE	2005	2007	FO38RT17	TEX / CR	63		63		63			C	↔	↔	↔	↔				
ESCAPE	2005	2007	FO38REH2	TEX / CR	63	Y	63	Y	63	PC			↔	↔	↔	↔				
ESCAPE	2008			TEX / CR	63		63		63			C	↔	↔		↔				
E-SERIES VAN	2008			TEX / CR	63		63		63				↔	↔		↔				
EXCURSION	2000	2005	FO38REH2	TEXAS	4C	Y	4C	Y	4C	Y			↔	↔	↔	↔				
EXCURSION	2000	2005	FO38RT3	TEXAS	4C		4C		4C			C								
EXPEDITION	1997	1998	FO38RT3	TEXAS	4C		4C		4C			B	↔	↔	↔	↔				
EXPEDITION	1997	2002	FO38REH2	TEXAS	4C	Y	4C	Y	4C	Y			↔	↔	↔	↔				
EXPEDITION	1999	2002	FO38RT3	TEXAS	4C		4C		4C			C	↔	↔	↔	↔				
EXPEDITION	2003	2008	FO38RT17	TEX / CR	63		63		63			C	↔	↔		↔				
EXPEDITION	2003	2008	FO38REH2	TEX / CR	63	Y	63	Y	63	PC			↔	↔		↔				
EXPEDITION	2009			TEX / CR	63		63		63			C	↔	↔		↔				
EXPLORER SPORT TRAC	1999	2001	FO38RT3	TEXAS	4C		4C		4C			C	↔	↔	↔	↔				
EXPLORER SPORT TRAC	2002	2009	FO38RT17	TEX / CR	63		63		63			C	↔	↔		↔				
EXPLORER SPORT TRAC	2002	2009	FO38REH2	TEX / CR	63	Y	63	Y	63	PC			↔	↔		↔				
EXPLORER	1996	1997	FO40R										↔	↔		↔				
EXPLORER	1996	1997	FO40RBP										↔	↔		↔				
EXPLORER	1998	2001	FO38REH2	TEXAS	4C	Y	4C	Y	4C	Y			↔	↔	↔	↔				
EXPLORER	1998	2001	FO38RT3	TEXAS	4C		4C		4C			C	↔	↔	↔	↔				
EXPLORER	2001	2003	FO38REH2	TEX / CR	60	Y	60	Y	60	PC			↔	↔		↔				
EXPLORER	2001	2003		TEX / CR	60		60		60			C	↔	↔		↔				
EXPLORER	2004		FO38RT17	TEX / CR	63		63		63			C	↔	↔		↔				
EXPLORER	2004		FO38REH2	TEX / CR	63	Y	63	Y	63	PC			↔	↔		↔				
F-150	1988	2004	FO38REH2	TEXAS	4C	Y	4C	Y	4C	Y			↔	↔	↔	↔				
F-150	1998	2004	FO38RT3	TEXAS	4C		4C		4C			C	↔	↔	↔	↔				

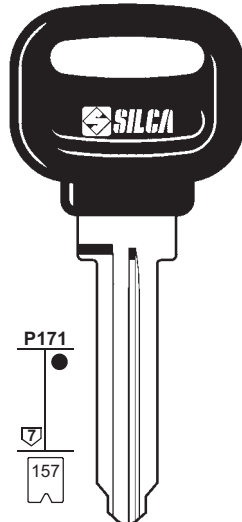
PER: 
FOR:

FORD USA



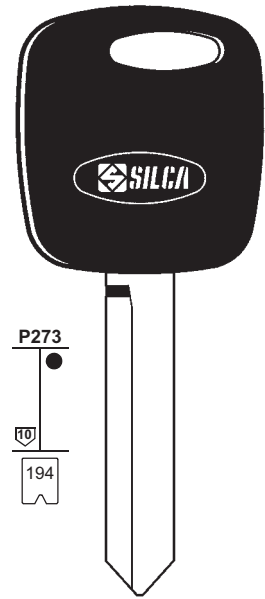
1030
●
○
157


FO22R
FA
6500-7733



P171
●
○
157


FO22RP
FA
6500-7733



P273
●
○
194

 
FO26T3

. . . A . . . 101-381.501-579
. . . B . . . 101-410.501-602
. . . C . . . 101-404.501-624
. . . D . . . 101-340.501-602
. . . E . . . 101-304.501-579

STRATTEC

PER: 
FOR:

FORD USA



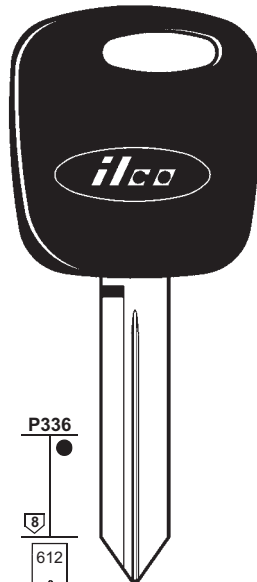
P273
●
○
612

. . . . X
0001-1706

 
FO38RT3

 
FO38RT17

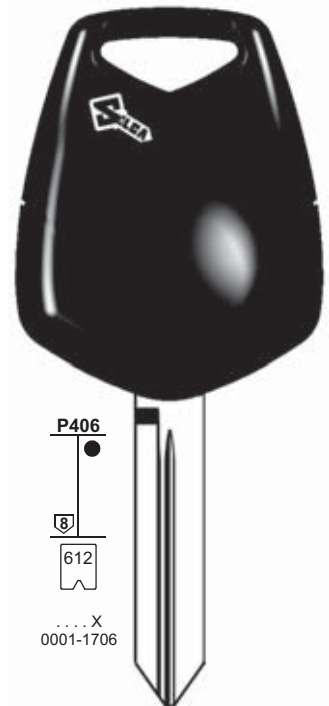
STRATTEC



P336
●
○
612

. . . . X
0001-1706

 
H86-PT





















P406
●
○
612

. . . . X
0001-1706

 
FO38REH2

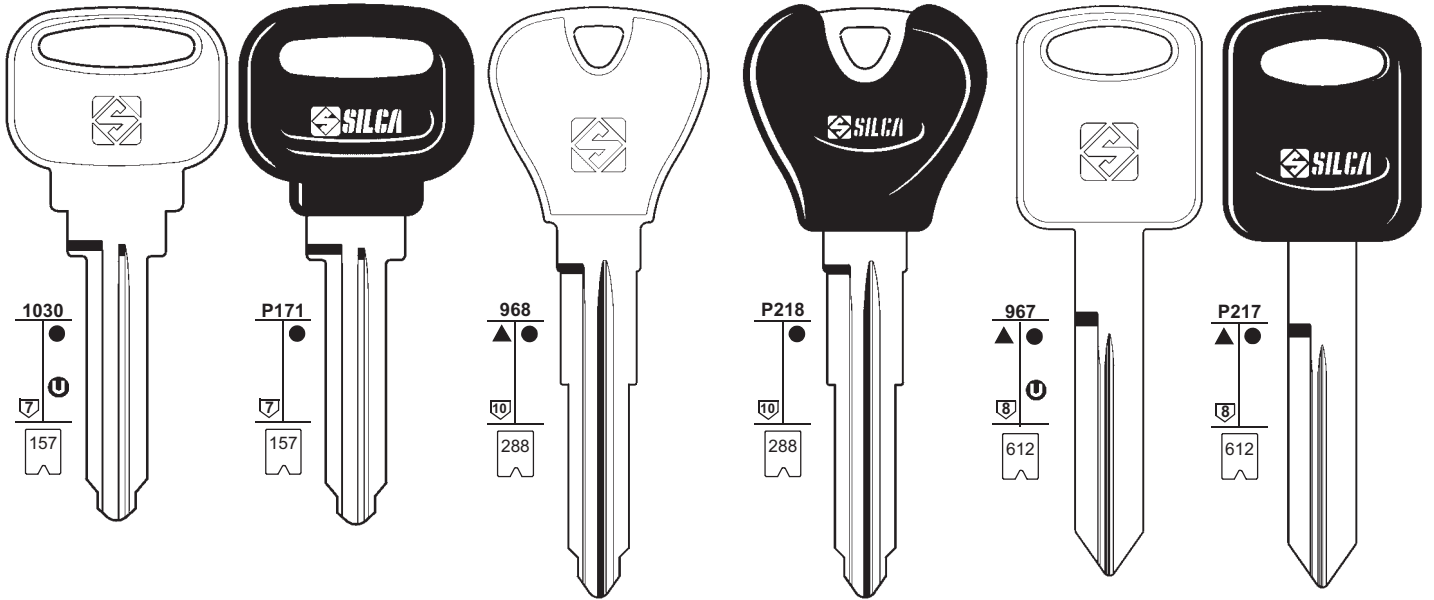
STRATTEC



1	2	2a	3	6	71	72	42	43 44a	9b	10b 10c	12	15	A	B	C	D			
				IGNITION 															
CAR MAKE/MODEL 	FROM 1995 	TO 2010 	SILCA REF.  Ref.	TRANSP. TYPE 	ID  FAST COPY PLUS RW4 PLUS	COPY  FAST COPY PLUS RW4 PLUS	ID  FAST COPY RW4	COPY  FAST COPY RW4	ID  RW3	COPY  RW3	STP 								
FORD USA																			
F-150	2004	2008	FO38RT17	TEX / CR	63		63		63			C	↔	↔		↔			
F-150	2004	2008	FO38REH2	TEX / CR	63	Y	63	Y	63	PC			↔	↔		↔			
F-150	2009			TEX / CR	63		63		63			C	↔	↔		↔			
F-250	1998	2004	FO38RT3	TEXAS	4C		4C		4C			C	↔	↔	↔	↔			
F-250	1998	2004	FO38REH2	TEXAS	4C	Y	4C	Y	4C	Y			↔	↔	↔	↔			
F-250	2004	2008	FO38RT17	TEX / CR	63		63		63			C	↔	↔		↔			
F-250	2004	2008	FO38REH2	TEX / CR	63	Y	63	Y	63	PC			↔	↔		↔			
F-250	2008			TEX / CR	63		63		63			C	↔	↔		↔			
F-350	1999	2003	FO38RT3	TEXAS	4C		4C		4C			C	↔	↔		↔			
F-350	1999	2003	FO38REH2	TEXAS	4C	Y	4C	Y	4C	Y			↔	↔		↔			
F-350	2004	2007	FO38RT17	TEX / CR	63		63		63			C	↔	↔		↔			
F-350	2004	2007	FO38REH2	TEX / CR	63	Y	63	Y	63	PC			↔	↔		↔			
F-350	2008			TEX / CR	63		63		63			C	↔	↔		↔			
FIVE HUNDRED	2005		FO38RT17	TEX / CR	63		63		63			C	↔	↔		↔			
FIVE HUNDRED	2005		FO38REH2	TEX / CR	63	Y	63	Y	63	PC			↔	↔		↔			
FLEX	2009			TEX / CR	63		63		63				↔	↔		↔			
FOCUS	2000	2004	H86-PT	TEX / CR	60		60		60			H	↔	↔	↔	↔			
FOCUS	2003	2007	H86-PT	TEX / CR	60		60		60			I	↔	↔	↔	↔			
FOCUS	2005	2007	FO38REH2	TEX / CR	63	Y	63	Y	63	PC			↔	↔		↔			
FOCUS	2006	2007	FO38RT17	TEX / CR	63		63		63			C	↔	↔		↔			
FOCUS	2008			TEX / CR	63		63		63			C	↔	↔		↔			
FREESTAR	2004		FO38RT17	TEX / CR	63		63		63			C	↔	↔		↔			
FREESTAR	2004		FO38REH2	TEX / CR	63	Y	63	Y	63	PC			↔	↔		↔			
FREESTYLE	2005		FO38RT17	TEX / CR	63		63		63			C	↔	↔		↔			
FREESTYLE	2005		FO38REH2	TEX / CR	63	Y	63	Y	63	PC			↔	↔		↔			
FUSION	2006	2009	FO38RT17	TEX / CR	63		63		63				↔	↔		↔			
FUSION	2006	2009	FO38REH2	TEX / CR	63	Y	63	Y	63	PC			↔	↔		↔			
GT	2005	2006	FO38RT3	TEXAS	4C		4C		4C			C	↔	↔		↔			
MERKUR	1990		FO22R										↔	↔		↔			
MERKUR	1990		FO22RP										↔	↔		↔			
MUSTANG COBRA	1996	1997	FO38REH2	TEXAS	4C	Y	4C	Y	4C	Y			↔	↔	↔	↔			
MUSTANG COBRA	1996	1997	FO38RT3	TEXAS	4C		4C		4C			B	↔	↔	↔	↔			
MUSTANG GT	1996	1997	FO38REH2	TEXAS	4C	Y	4C	Y	4C	Y			↔	↔	↔	↔			
MUSTANG GT	1996	1997	FO38RT3	TEXAS	4C		4C		4C			B	↔	↔	↔	↔			
MUSTANG	1997	1998	FO26T3	TEXAS	4C		4C		4C			B	↔	↔	↔	↔			
MUSTANG	1998	2004	FO38REH2	TEXAS	4C	Y	4C	Y	4C	Y			↔	↔	↔	↔			
MUSTANG	1998	2004	FO38RT3	TEXAS	4C		4C		4C			C	↔	↔	↔	↔			
MUSTANG	2005		FO38RT17	TEX / CR	63		63		63			I	↔	↔		↔			
MUSTANG	2005		FO38REH2	TEX / CR	63	Y	63	Y	63	PC			↔	↔		↔			

PER: 
FOR:

FORD USA





FO22R
FA
6500-7733


FO22RP
FA
6500-7733


FO32R
..... 10100-12099


FO32RAP
..... 10100-12099

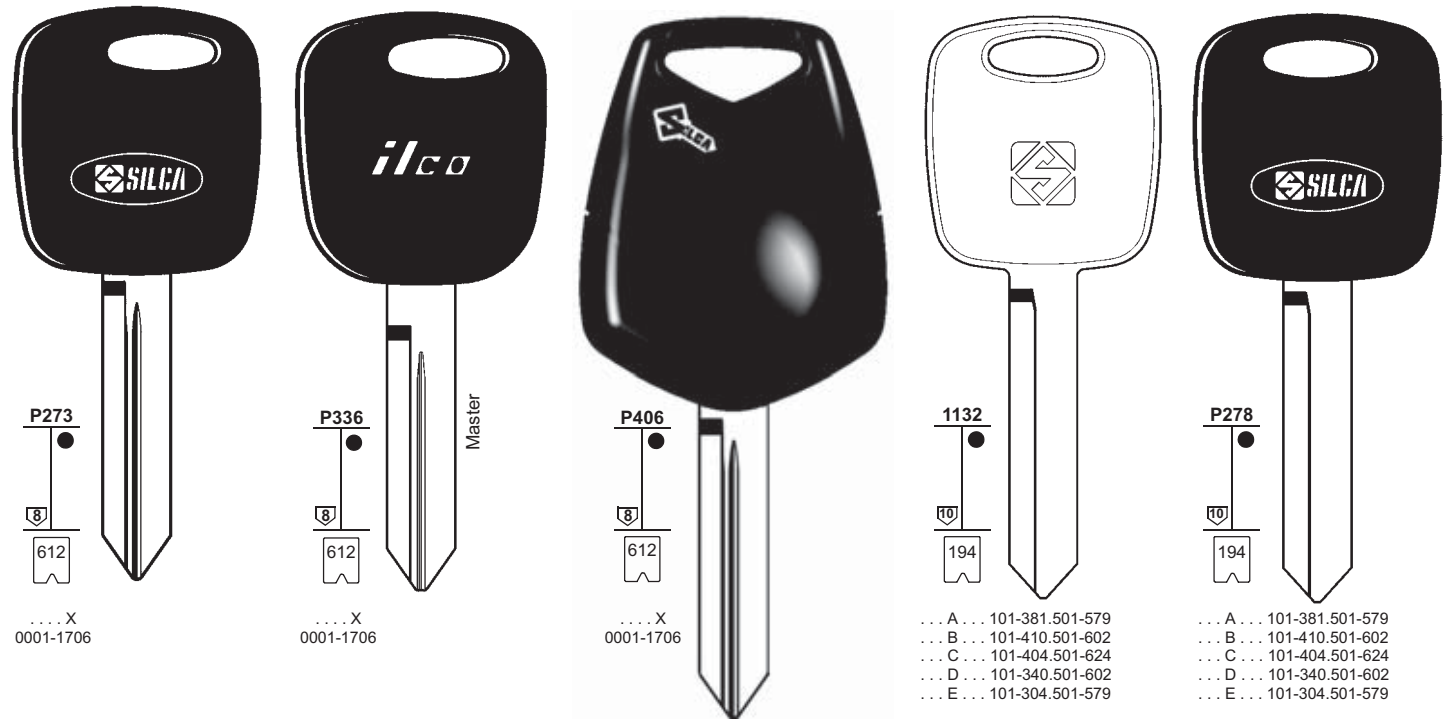

FO40R
..... X
0001-1706
..... Y
0001-1200


FO40RBP
..... X
0001-1706
..... Y
0001-1200

STRATTEC

PER: 
FOR:

FORD USA



P273
..... X
0001-1706

P336
..... X
0001-1706

P406
..... X
0001-1706

1132
... A ... 101-381.501-579
... B ... 101-410.501-602
... C ... 101-404.501-624
... D ... 101-340.501-602
... E ... 101-304.501-579

P278
... A ... 101-381.501-579
... B ... 101-410.501-602
... C ... 101-404.501-624
... D ... 101-340.501-602
... E ... 101-304.501-579


FO38RT3


H74-PT


FO38REH2


FO39




















FO39CP


FO38RT17
STRATTEC

STRATTEC

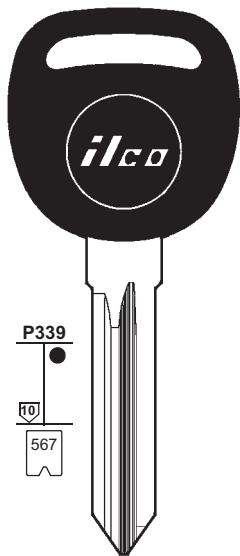



STRATTEC

1	2	2a	3	6	71	72	42	43 44a	9b	10b 10c	12	15	A	B	C	D			
				IGNITION 															
CAR MAKE/MODEL 	FROM 1995 	TO 2010 	SILCA REF.  Ref.	TRANSP. TYPE 	ID  FAST COPY PLUS RW4 PLUS	COPY  FAST COPY PLUS RW4 PLUS	ID  FAST COPY RW4	COPY  FAST COPY RW4	ID  RW3	COPY  RW3	STP 								
FORD USA																			
PROBE	1990	1993	FO22R											↔	↔		↔		
PROBE	1990	1993	FO22RP											↔	↔		↔		
PROBE	1994	1997	FO32R											↔	↔		↔		
PROBE	1994	1997	FO32RAP											↔	↔		↔		
RANGER XLT V6	1999	2000	FO38REH2	TEXAS	4C	Y	4C	Y	4C	Y				↔	↔	↔	↔		
RANGER XLT V6	1999	2000	FO38RT3	TEXAS	4C		4C		4C			C		↔	↔	↔	↔		
RANGER	1999	2000	FO38REH2	TEXAS	4C	Y	4C	Y	4C	Y				↔	↔	↔	↔		
RANGER	1999	2000	FO38RT3	TEXAS	4C		4C		4C			C		↔	↔	↔	↔		
RANGER	2001		FO38RT17	TEX / CR	63		63		63			C		↔	↔		↔		
RANGER	2001		FO38REH2	TEX / CR	63	Y	63	Y	63	PC				↔	↔		↔		
TAURUS LX / SHO	1996	1999	FO38REH2	TEXAS	4C	Y	4C	Y	4C	Y				↔	↔	↔	↔		
TAURUS LX / SHO	1996	1997	FO38RT3	TEXAS	4C		4C		4C			B		↔	↔	↔	↔		
TAURUS LX / SHO	1998	1999	FO38RT3	TEXAS	4C		4C		4C			C		↔	↔	↔	↔		
TAURUS WAGON	1996	1997	FO40R											↔	↔		↔		
TAURUS WAGON	1996	1997	FO40RBP											↔	↔		↔		
TAURUS	1996	1997	FO40R											↔	↔		↔		
TAURUS	1996	1997	FO40RBP											↔	↔		↔		
TAURUS	2000	2003		TEX / CR	60		60		60			C		↔	↔		↔		
TAURUS	2000	2003	FO38REH2	TEX / CR	60	Y	60	Y	60	PC				↔	↔		↔		
TAURUS	2004	2007	FO38RT17	TEX / CR	63		63		63			C		↔	↔		↔		
TAURUS	2004	2007	FO38REH2	TEX / CR	63	Y	63	Y	63	PC				↔	↔		↔		
TAURUS	2008			TEX / CR	63		63		63			C		↔	↔		↔		
THUNDERBIRD	2002	2005	H74-PT	TEX / CR	60		60		60			C		↔	↔	↔	↔		
THUNDERBIRD	2002	2005	FO38REH2	TEX / CR	60	Y	60	Y	60	PC				↔	↔	↔	↔		
THUNDERBIRD	2002	2005	FO38REH2	TEX / CR	63	Y	63	Y	63	PC				↔	↔	↔	↔		
THUNDERBIRD	2002	2005	FO38RT17	TEX / CR	63		63		63			C		↔	↔	↔	↔		
TRUCK	1996	1997	FO40R											↔	↔		↔		
TRUCK	1996	1997	FO40RBP											↔	↔		↔		
WINDSTAR	1999	2000	FO38REH2	TEXAS	4C	Y	4C	Y	4C	Y				↔	↔	↔	↔		
WINDSTAR	1999	2000	FO38RT3	TEXAS	4C		4C		4C			C		↔	↔		↔		
WINDSTAR	2001		FO38REH2	TEX / CR	63	Y	63	Y	63	PC				↔	↔		↔		
WINDSTAR	2001		FO38RT17	TEX / CR	63		63		63			C		↔	↔		↔		
SOME MODELS	1995	1997	FO39											↔	↔		↔		
SOME MODELS	1995	1997	FO39CP											↔	↔		↔		

PER:  GMC (GM)

HOLDEN




P339

 567

G 0-3631



B111-PT



P314

 110

S 1-5200
 S 5298-6300



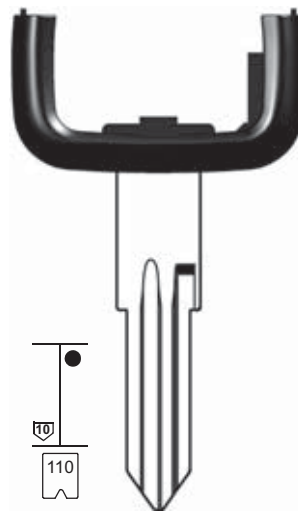
HU46T12



HU46T9



HU46T2



P314

 110


S 1-5200
 S 5298-6300



HU46AT12



HU46AT9



P314

 110
 1426

D 1-5200
 S 1-5200
 S 5298-6300
 1002-3997
 4000-5874



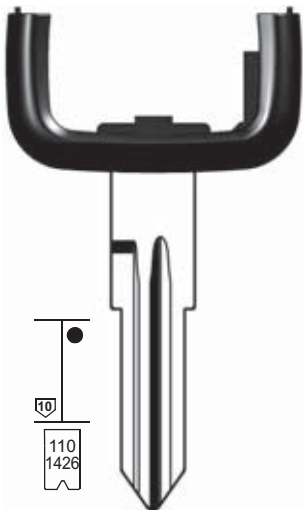
YM28T2

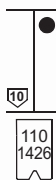
HUF

VALEO - YMOS

PER:  HOLDEN

HOLDEN



P406

 110
 1426



YM28AT12

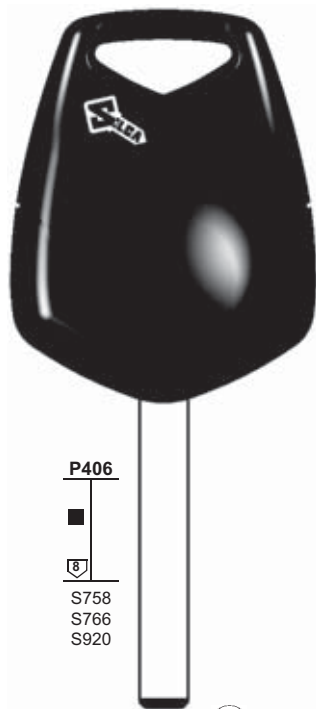
D 1-5200
 S 1-5200
 S 5298-6300
 1002-3997
 4000-5874



YM28AT9

D 1-5200
 S 1-5200
 S 5298-6300
 1002-3997
 4000-5874

VALEO - YMOS



P406

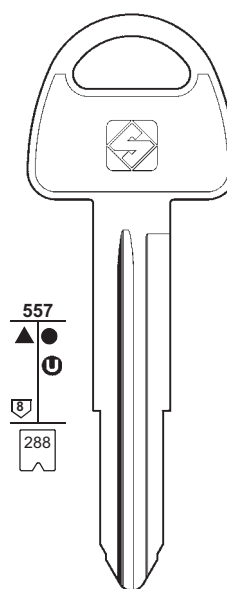
 S758
 S766
 S920



HU100EHP

Z 1-2000
 Z 2001-4000
 Z 4001-6000

HUF



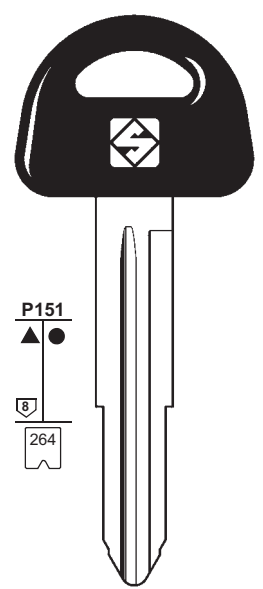
P557

 288



SZ12

U 1-2000



P151



















 264



SZ12P

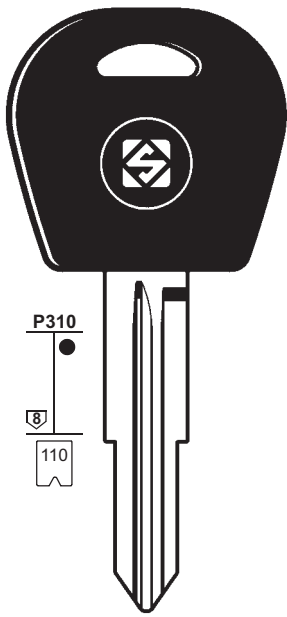
U 1-2000

SUZUKI

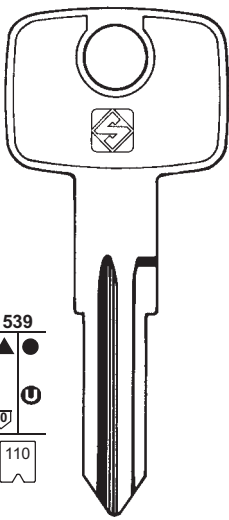
1	2	2a	3	6	71	72	42	43 44a	9b	10b 10c	12	15	A	B	C	D
				IGNITION 												
CAR MAKE/MODEL 	FROM 1995 	TO 2010 	SILCA REF.  Ref.	TRANSP. TYPE 	ID  FAST COPY PLUS RW4 PLUS	COPY  FAST COPY PLUS RW4 PLUS	ID  FAST COPY RW4	COPY  FAST COPY RW4	ID  RW3	COPY  RW3	STP 					
GMC (GM)																
ACADIA	2007		B111-PT	PH / CR2	46			46		46			←	←		←
DENALI	2007		B111-PT	PH / CR2	46			46		46			←	←		←
ENVOY	2007		B111-PT	PH / CR2	46			46		46			←	←		←
SAVANA	2008		B111-PT	PH / CR2	46			46		46			←	←		←
SIERRA	2007		B111-PT	PH / CR2	46			46		46			←	←		←
YUKON	2007		B111-PT	PH / CR2	46			46		46			←	←		←
HOLDEN																
ASTRA	1995	1998	HU46T2	PH	33		Y	33		Y	S-O		←	←	←	←
ASTRA	1995	1998	YM28T2	PH	33		Y	33		Y	S-O		←	←	←	←
ASTRA	1998	2001	HU46AT9	PH / CR	40		ID	40		ID			←	←	←	←
ASTRA	1998	2001	HU46T9	PH / CR	40		ID	40		ID			←	←	←	←
ASTRA	1998	2001	YM28AT9	PH / CR	40		ID	40		ID			←	←	←	←
ASTRA	1998	2000	HU46T2	PH / CR	40		RD	40		RD	40	ID	←	←	←	←
ASTRA	2001	2004	HU46AT12	PH / CR	40		ID	40		ID	40	ID	←	←	←	←
ASTRA	2001	2004	HU46T12	PH / CR	40		ID	40		ID	40	ID	←	←	←	←
ASTRA	2001	2004	YM28AT12	PH / CR	40		ID	40		ID	40	ID	←	←	←	←
ASTRA	2004			PH / CR2	46			46		46			←	←		←
ASTRA	2004		HU100EHP	PH / CR2	46		Y	46		P-BOX	46		←	←		←
BARINA	1991	1994	SZ12										←	←	←	←
BARINA	1991	1994	SZ12P										←	←	←	←


PER: 
FOR:

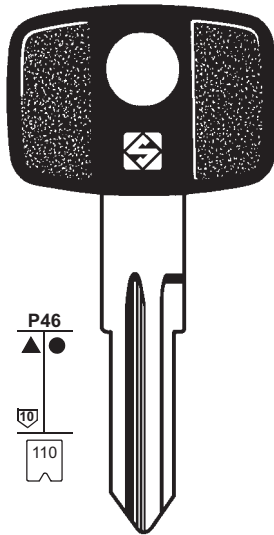
HOLDEN



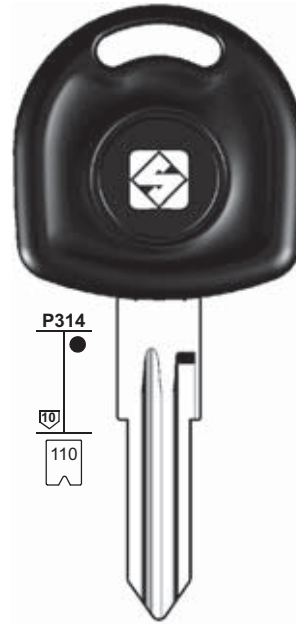
 **DW04RT6**
J 1-1200



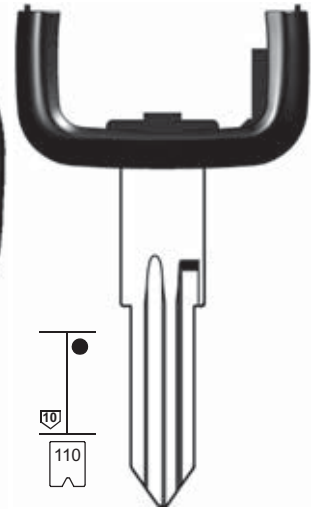
 **HU46**
S 1-5200
S 5298-6300



 **HU46P**
S 1-5200
S 5298-6300



 **HU46T9**
S 1-5200
S 5298-6300



 **HU46AT9**
S 1-5200
S 5298-6300

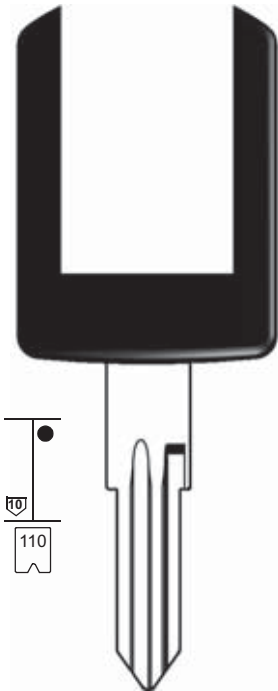
 **HU46T2**
S 1-5200
S 5298-6300

HUF

HUF

PER: 
FOR:


HOLDEN



 **HU46BT12**
S 1-5200
S 5298-6300


HUF



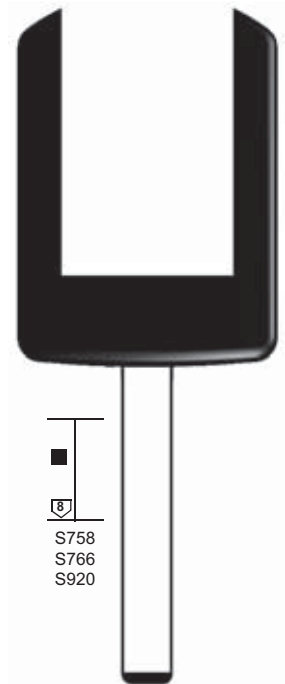
 **YM28T2**
D 1-5200
S 1-5200
S 5298-6300
. . . . 1002-3997
. . . . 4000-5874


VALEO - YMOS



 **YM28AT9**
D 1-5200
S 1-5200
S 5298-6300
. . . . 1002-3997
. . . . 4000-5874

VALEO - YMOS



 **HU100BT12**
Z 1-2000
Z 2001-4000
Z 4001-6000

HUF

PER: 
FOR: 

HOLDEN

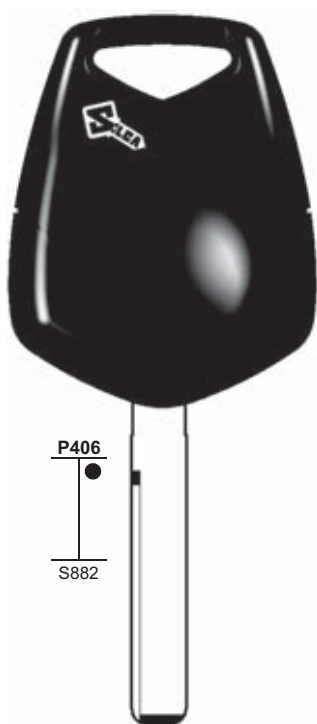


P314




HU46T2
S 1-5200
S 5298-6300

HUF



P406

S882


GM45EHP
60000-62113

GENERAL MOTORS

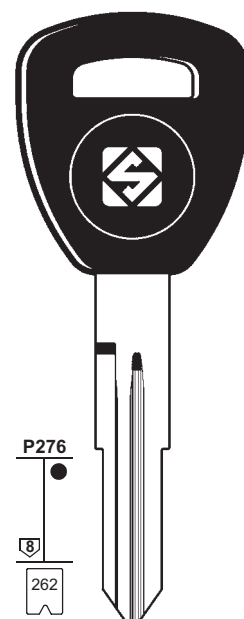


P299




GM15T5
N
5001-7000

YMOS



P276

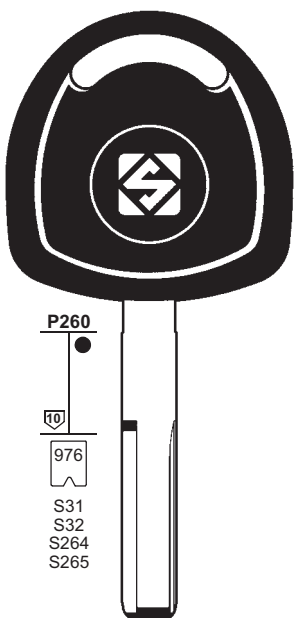



HON58RT6
. . . . 5001-8442

HUF


PER: 
FOR: 


HOLDEN



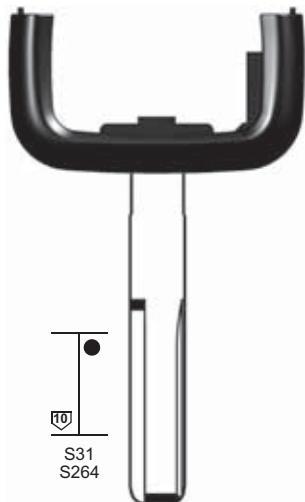
P260




HU43T9
H 0001-3000
WH 0001-3000



HU43T2
H 0001-3000
WH 0001-3000

WITTE

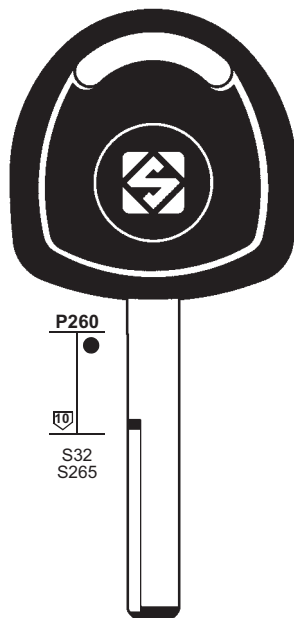


S31

S264


HU43AT9
H
WH
0001-3000

HUF

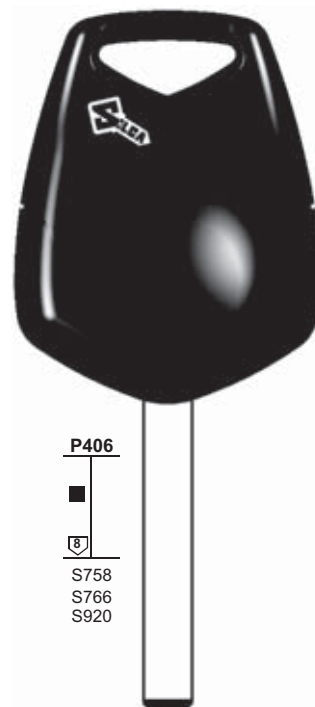


P260




YM27T2
Y
WY
1-3000

YMOS






















P406

S758
S766
S920

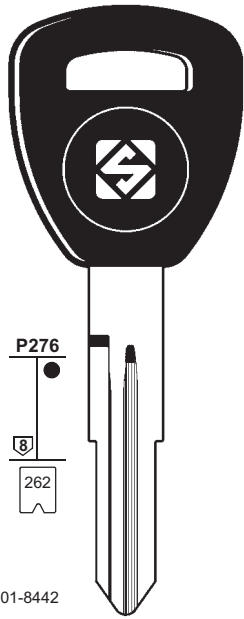

HU100EHP
Z 1-2000
Z 2001-4000
Z 4001-6000

HUF

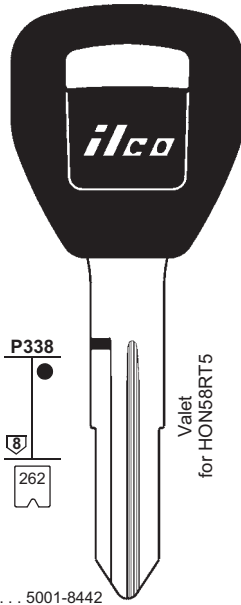
1	2	2a	3	6	71	72	42	43 44a	9b	10b 10c	12	15	A	B	C	D
IGNITION   																
CAR MAKE/MODEL 	FROM 1995 	TO 2010 	SILCA REF.  Ref.	TRANSP. TYPE 	ID  FAST COPY PLUS RW4 PLUS	COPY  FAST COPY PLUS RW4 PLUS	ID  FAST COPY RW4	COPY  FAST COPY RW4	ID  RW3	COPY  RW3	STP 	   				
HOLDEN																
COMBO	1998		HU46T2	PH	33	Y	33	Y	33	Y	S-O		←	←	←	←
COMMODORE VE	2006			PH / CR2	46		46		46				←	←		←
COMMODORE VE	2006		GM45EHP	PH / CR2	46	Y	46	P-BOX	46				←	←		←
FRONTERA	1996	1999	GM15T5	MEG	13	Y	13	Y	13	Y	Meg		←	←	←	←
FRONTERA	1999		HON58RT6	MEG / CR	48		48		48				←	←	←	←
JACKAROO	1999			TEX / CR	60		60		60				←	←	←	←
VECTRA	1995	1998	HU43T2	PH	33	Y	33	Y	33	Y	S-O		←	←	←	←
VECTRA	1995	1998	YM27T2	PH	33	Y	33	Y	33	Y	S-O		←	←	←	←
VECTRA	1998	2004	HU43AT9	PH / CR	40	ID	40	ID	40	ID			←	←	←	←
VECTRA	1998	2004	HU43T9	PH / CR	40	ID	40	ID	40	ID			←	←	←	←
VECTRA	1998	1999	HU43T2	PH / CR	40	RD	40	RD	40	ID			←	←	←	←
VECTRA	2004			PH / CR2	46		46		46				←	←		←
VECTRA	2004		HU100EHP	PH / CR2	46	Y	46	P-BOX	46				←	←		←
VIVA	2006			TEX / CR	60		60		60				←	←	←	←
ZAFIRA	2004			PH / CR2	46		46		46				←	←		←
ZAFIRA	2004		HU100EHP	PH / CR2	46	Y	46	P-BOX	46				←	←		←

PER: 
FOR:

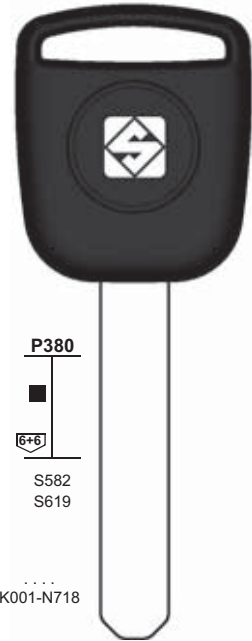
HONDA USA



..... 5001-8442



..... 5001-8442

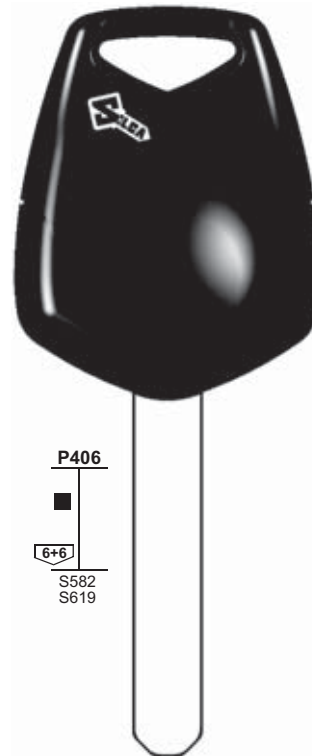
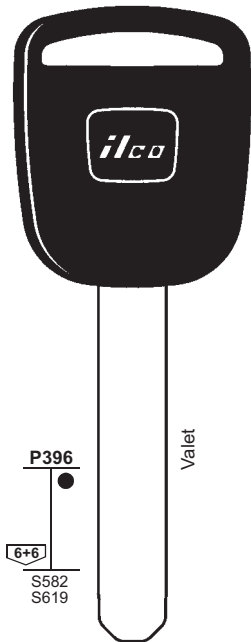


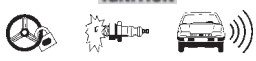

















K001-N718



PER: 
FOR:

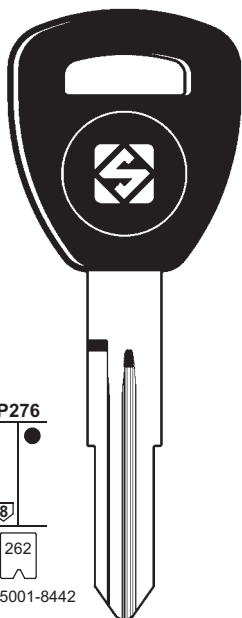
HONDA USA



1	2	2a	3	6	71	72	42	43 44a	9b	10b 10c	12	15	A	B	C	D			
				IGNITION 															
CAR MAKE/MODEL 	FROM 1995 	TO 2010 	SILCA REF.  Ref.	TRANSP. TYPE 	ID  FAST COPY PLUS RW4 PLUS	COPY  FAST COPY PLUS RW4 PLUS	ID  FAST COPY RW4	COPY  FAST COPY RW4	ID  RW3	COPY  RW3	STP 								
HONDA USA																			
ACCORD	1998	2002	HD107-PT5	MEG	13	Y	13	Y	13	Y			↔	↔	↔				
ACCORD	1998	2002	HON58RT5	MEG	13	Y	13	Y	13	Y			↔	↔	↔	↔			
ACCORD	2003		HON66T14	PH / CR2	46		46		46				↔	↔					
ACCORD	2003		HON66EHP	PH / CR2	46	Y	46	P-BOX	46				↔	↔					
CIVIC	2001	2002	HD107-PT5	MEG	13	Y	13	Y	13	Y			↔	↔	↔				
CIVIC	2001	2002	HON58RT5	MEG	13	Y	13	Y	13	Y			↔	↔	↔	↔			
CIVIC	2003	2005	HON66T5	MEG	13	Y	13	Y	13	Y			↔	↔		↔			
CIVIC	2006		HON66T14	PH / CR2	46		46		46				↔						
CIVIC	2006		HON66EHP	PH / CR2	46	Y	46	P-BOX	46				↔						
CR-V	2002	2006	HON66T5	MEG	13	Y	13	Y	13	Y			↔	↔	↔	↔			
CR-V	2002	2006	HOV01T5	MEG	13	Y	13	Y	13	Y			↔	↔	↔	↔			
CR-V	2007		HON66T14	PH / CR2	46		46		46				↔	↔					
CR-V	2007		HON66EHP	PH / CR2	46	Y	46	P-BOX	46				↔	↔					
ELEMENT	2003	2005	HON66T5	MEG	13	Y	13	Y	13	Y			↔	↔		↔			
ELEMENT	2006		HON66T14	PH / CR2	46		46		46				↔	↔		↔			
ELEMENT	2006		HON66EHP	PH / CR2	46	Y	46	P-BOX	46				↔	↔		↔			
FIT	2007	2008	HON66T27	SOK / CR	8E		8E						↔						
FIT	2009		HON66T14	PH / CR2	46		46		46				↔	↔					
FIT	2009		HON66EHP	PH / CR2	46	Y	46	P-BOX	46				↔	↔					
INSIGHT	2000	2006	HD107-PT5	MEG	13	Y	13	Y	13	Y			↔	↔	↔				
INSIGHT	2000	2006	HON58RT5	MEG	13	Y	13	Y	13	Y			↔	↔	↔	↔			
ODYSSEY	1998	2002	HD107-PT5	MEG	13	Y	13	Y	13	Y			↔	↔	↔				
ODYSSEY	1998	2002	HON58RT5	MEG	13	Y	13	Y	13	Y			↔	↔	↔	↔			
ODYSSEY	2003	2004	HON66T5	MEG	13	Y	13	Y	13	Y			↔	↔		↔			
ODYSSEY	2003	2004	HOV01T5	MEG	13	Y	13	Y	13	Y			↔	↔					
ODYSSEY	2005		HON66T14	PH / CR2	46		46		46				↔	↔		↔			
ODYSSEY	2005		HON66EHP	PH / CR2	46	Y	46	P-BOX	46				↔	↔		↔			
PILOT	2003	2005	HON66T5	MEG	13	Y	13	Y	13	Y			↔	↔	↔	↔			
PILOT	2003	2005	HOV01T5	MEG	13	Y	13	Y	13	Y			↔	↔	↔	↔			
PILOT	2006		HON66T14	PH / CR2	46		46		46				↔	↔		↔			
PILOT	2006		HON66EHP	PH / CR2	46	Y	46	P-BOX	46				↔	↔		↔			
PRELUDE	1997	2002	HD107-PT5	MEG	13	Y	13	Y	13	Y	Meg		↔	↔	↔				
PRELUDE	1997	2002	HON58RT5	MEG	13	Y	13	Y	13	Y	Meg		↔	↔	↔	↔			
RIDGELINE	2005		HON66T14	PH / CR2	46		46		46				↔						
RIDGELINE	2005		HON66EHP	PH / CR2	46	Y	46	P-BOX	46				↔						
S2000	2000	2002	HD107-PT5	MEG	13	Y	13	Y	13	Y			↔	↔	↔				
S2000	2000	2002	HON58RT5	MEG	13	Y	13	Y	13	Y			↔	↔	↔	↔			
S2000	2003	2005	HON66T5	MEG	13	Y	13	Y	13	Y			↔	↔		↔			
S2000	2006		HON66T27	SOK / CR	8E		8E						↔						

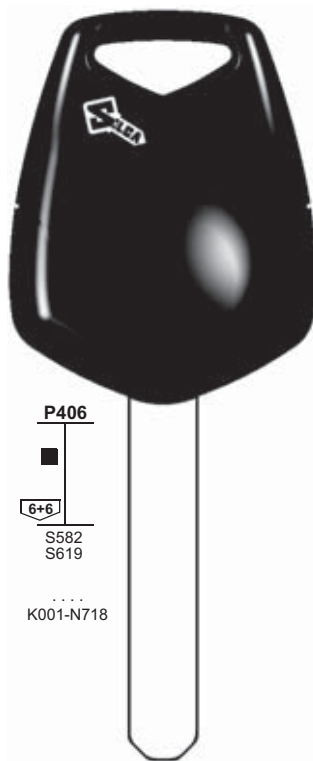
PER: 
FOR:

HONDA



 
HON58RT6

 
HON58RT5



 
HON66EHP



 
HON66T5

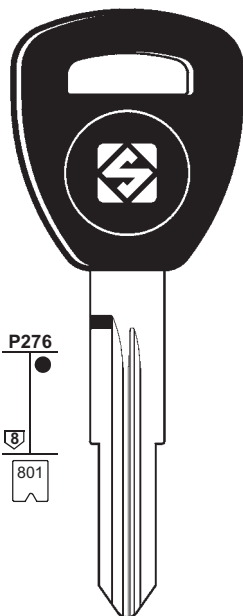
 
HON66T6

 
HON66T14

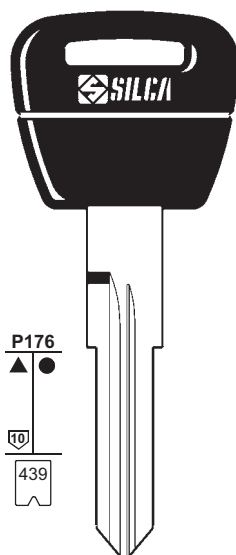
 
HON66T27

PER: 
FOR:

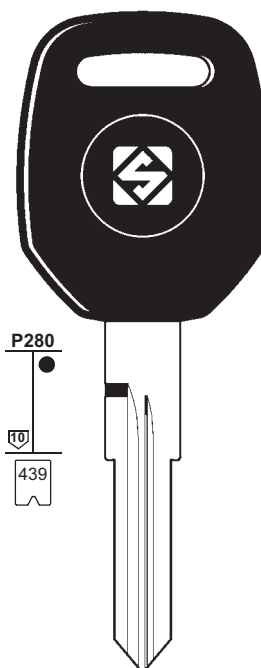
HONDA



 
HON65RT6
R..... 1-1706





















 
NE77RDP
R.....
6001-8000



 
NE77RT2
R.....
6001-8000

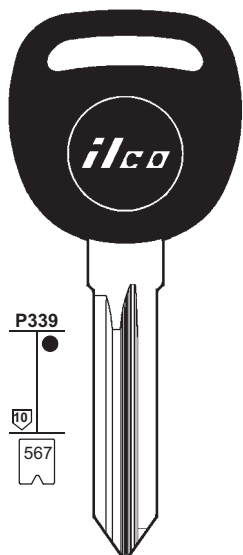
NEIMAN - VALEO

1	2	2a	3	6	71	72	42	43 44a	9b	10b 10c	12	15	A	B	C	D
IGNITION																
  																
CAR MAKE/MODEL	FROM	TO	SILCA REF.	TRANSP. TYPE	ID	COPY	ID	COPY	ID	COPY	STP					
	1995	2010	 Ref.		 FAST COPY PLUS RW4 PLUS	 FAST COPY PLUS RW4 PLUS	 FAST COPY RW4	 FAST COPY RW4	 RW3	 RW3						
HONDA																
ACCORD AERODECK	1995	1997	HON58RT5	MEG	13	Y	13	Y	13	Y	Meg		⇐	⇐	⇐	⇐
ACCORD COUPÉ	1995	2002	HON58RT5	MEG	13	Y	13	Y	13	Y	Meg		⇐	⇐		⇐
ACCORD	1995	1999	NE77RT2	PH	33	Y	33	Y	33	Y			⇐	⇐	⇐	⇐
ACCORD	1999	2002	HON58RT6	MEG / CR	48		48		48							
ACCORD	1999	2002	HON65RT6	MEG / CR	48		48		48							
ACCORD	2003	2006	HON66EHP	PH / CR2	46	Y	46	P-BOX	46				⇐	⇐		
ACCORD	2003	2006	HON66T14	PH / CR2	46		46		46				⇐	⇐		
ACCORD	2003	2006	HON66T6	MEG / CR	48		48		48				⇐	⇐		⇐
ACCORD	2006	2008	HON66T27	SOK / CR	8E		8E						⇐	⇐		⇐
ACCORD	2008		HON66T14	PH / CR2	46		46		46				⇐			
ACCORD	2008		HON66EHP	PH / CR2	46	Y	46	P-BOX	46				⇐			
CIVIC (5 doors)	1995	1995	NE77RDP										⇐	⇐	⇐	⇐
CIVIC (5 doors)	1996	2000	NE77RT2	PH	33	Y	33	Y	33	Y			⇐	⇐	⇐	⇐
CIVIC (Australia)	2002		HON66T5	MEG	13	Y	13	Y	13	Y	Meg		⇐	⇐		⇐
CIVIC (Australia)	2003		HON66EHP	PH / CR2	46	Y	46	P-BOX	46				⇐	⇐		⇐
CIVIC (Australia)	2003		HON66T14	PH / CR2	46		46		46				⇐	⇐		⇐
CIVIC Aerodeck	1998	2000	NE77RT2	PH	33	Y	33	Y	33	Y			⇐	⇐	⇐	⇐
CIVIC	1995	1999	HON58RT5	MEG	13	Y	13	Y	13	Y	Meg		⇐	⇐	⇐	⇐
CIVIC	1999	2002	HON58RT6	MEG / CR	48		48		48				⇐	⇐		⇐
CIVIC	2002	2005	HON66T6	MEG / CR	48		48		48				⇐	⇐		⇐
CIVIC	2006		HON66T14	PH / CR2	46		46		46				⇐			⇐
CIVIC	2006		HON66EHP	PH / CR2	46	Y	46	P-BOX	46				⇐			⇐
CR-V (Australia)	2002		HON66T5	MEG	13	Y	13	Y	13	Y	Meg		⇐	⇐		⇐
CR-V	1997	1999	HON58RT5	MEG	13	Y	13	Y	13	Y	Meg		⇐	⇐	⇐	⇐
CR-V	1999	2001	HON58RT6	MEG / CR	48		48		48				⇐	⇐		⇐
CR-V	2002	2006	HON66T6	MEG / CR	48		48		48				⇐	⇐		⇐
CR-V	2007		HON66T14	PH / CR2	46		46		46				⇐	⇐		⇐
CR-V	2007		HON66EHP	PH / CR2	46	Y	46	P-BOX	46				⇐	⇐		⇐
FR-V	2004	2007	HON66T6	MEG / CR	48		48		48				⇐	⇐		⇐
FR-V	2007		HON66T27	SOK / CR	8E		8E						⇐	⇐		⇐
HR-V	1999	2005	HON58RT6	MEG / CR	48		48		48				⇐	⇐		
INSIGHT	2001	2005	HON58RT6	MEG / CR	48		48		48				⇐	⇐		⇐
INSIGHT	2009			PH / CR2	46		46		46				⇐			
INSIGHT	2009		HON66EHP	PH / CR2	46	Y	46	P-BOX	46				⇐			
INTEGRA	1998	2001	HON58RT5	MEG	13	Y	13	Y	13	Y	Meg		⇐	⇐	⇐	⇐
JAZZ (Australia)	2001		HON66T5	MEG	13	Y	13	Y	13	Y	Meg		⇐	⇐		⇐
JAZZ	2001	2007	HON66T6	MEG / CR	48		48		48				⇐	⇐		⇐
JAZZ	2006	2008	HON66T27	SOK / CR	8E		8E						⇐	⇐		⇐
JAZZ	2009			PH / CR2	46		46		46				⇐	⇐		⇐
JAZZ	2009		HON66EHP	PH / CR2	46	Y	46	P-BOX	46				⇐	⇐		⇐
LEGEND	1996	2004	HON58RT5	MEG	13	Y	13	Y	13	Y	Meg		⇐	⇐	⇐	⇐
LEGEND	2007		HON66T27	SOK / CR	8E		8E						⇐			⇐
LOGO	1999	2001	HON58RT6	MEG / CR	48		48		48							
MDX (Australia)	2003		HON66EHP	PH / CR2	46	Y	46	P-BOX	46				⇐	⇐		⇐
MDX (Australia)	2003		HON66T14	PH / CR2	46		46		46				⇐	⇐		⇐
NSX	1997	2005	HON58RT5	MEG	13	Y	13	Y	13	Y			⇐	⇐		⇐
PASSPORT	1998		HON58RT5	MEG	13	Y	13	Y	13	Y						
PRELUDE	1997	2001	HON58RT5	MEG	13	Y	13	Y	13	Y			⇐	⇐	⇐	⇐
S2000	2000	2003	HON58RT6	MEG / CR	48		48		48				⇐	⇐		
S2000	2004	2005	HON66T6	MEG / CR	48		48		48				⇐	⇐		
S2000	2006		HON66T27	SOK / CR	8E		8E						⇐	⇐		
SHUTTLE	1995	2000	HON58RT5	MEG	13	Y	13	Y	13	Y	Meg		⇐	⇐	⇐	⇐
SHUTTLE	2000		HON58RT6	MEG / CR	48		48		48				⇐	⇐		
STREAM	2001	2003	HON58RT6	MEG / CR	48		48		48				⇐	⇐	⇐	⇐
STREAM	2003		HON66T6	MEG / CR	48		48		48				⇐	⇐	⇐	⇐

PER: 
FOR:

HUMMER

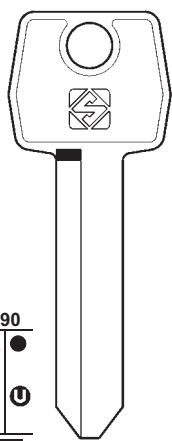
HYUNDAI



P339
567



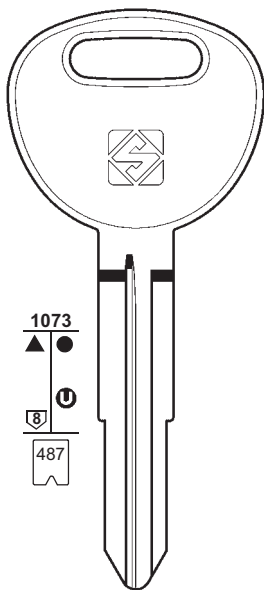
B111-PT
G 0-3631



P90
193
140



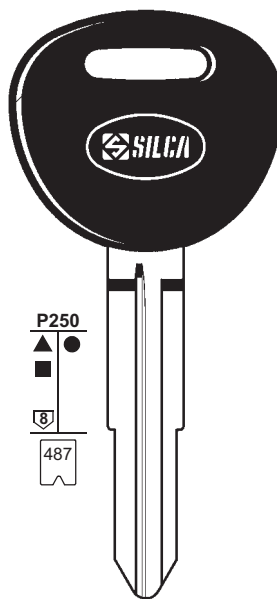
FO6
AF 1-2700
FA 0-1863
PA 0-1863



1073
487



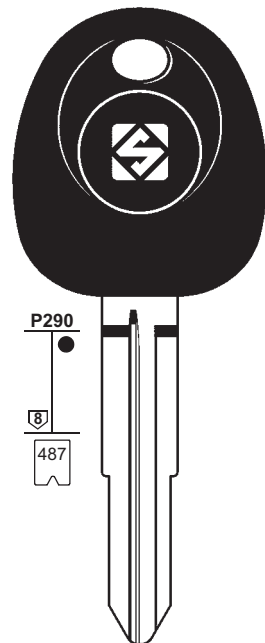
HYN10
R 1-1000
K 1-1000



P250
487



HYN10BP
R 1-1000
K 1-1000



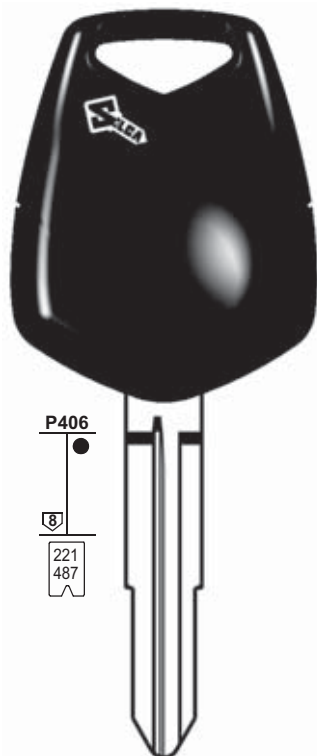
P290
487



HYN10T4
R 1-1000
K 1-1000

PER: 
FOR:

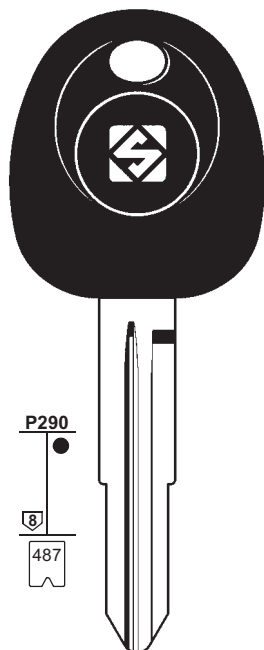
HYUNDAI



P406
221
487



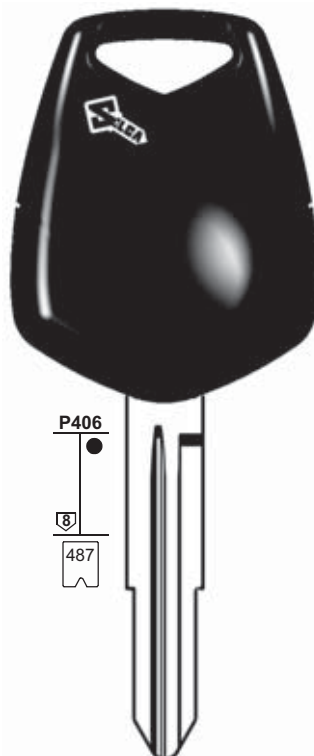
HYN10EH2
R 1-1000
K 1-1000



P290
487



HYN6T14
T 1-1000



P406
487



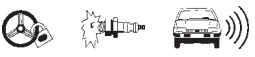















HYN6EHP
T 1-1000



P322
S819
S853
S1001
S1122
S1150

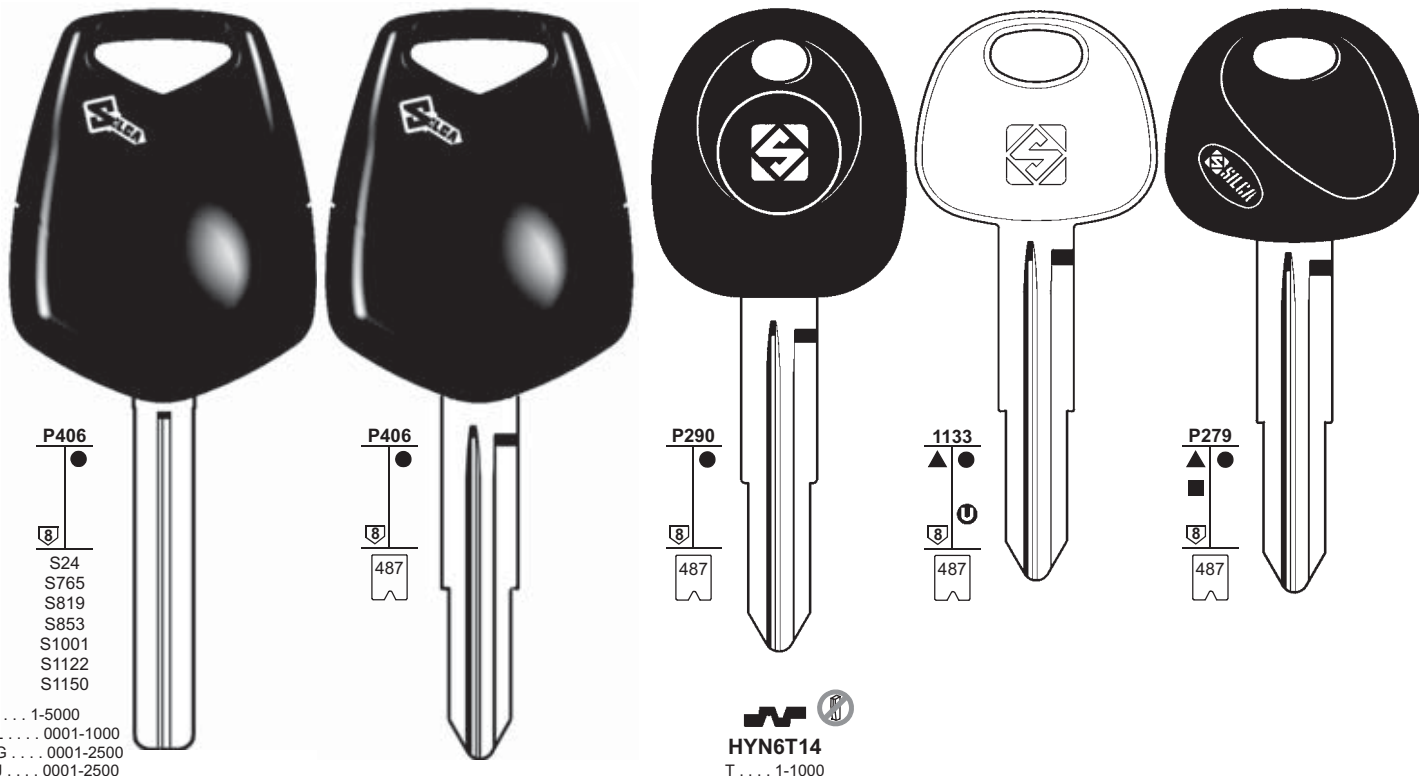


KIA7T14
G 0001-2500
J 0001-2500
K 0001-2500
L 0001-1000
P 0001-2500

1	2	2a	3	6	71	72	42	43 44a	9b	10b 10c	12	15	A	B	C	D
IGNITION																
																
CAR MAKE/MODEL	FROM	TO	SILCA REF.	TRANSP. TYPE	ID	COPY	ID	COPY	ID	COPY	STP					
	1995	2010	 Ref.		 FAST COPY PLUS RW4 PLUS	 FAST COPY PLUS RW4 PLUS	 FAST COPY RW4	 FAST COPY RW4	 RW3	 RW3						
HUMMER																
H1	2000	2004	FO6													
H2	2003	2007											↔	↔	↔	↔
H2	2008		B111-PT	PH / CR2	46			46		46			↔	↔		
H3	2003	2007											↔	↔	↔	↔
H3	2008		B111-PT	PH / CR2	46			46		46			↔	↔		
HYUNDAI																
ACCENT	1994	1995	HYN10										↔	↔		↔
ACCENT	1994	1995	HYN10BP										↔	↔		↔
ACCENT	1996	1999	HYN10EH2	TEXAS	4C	Y		4C	Y	4C	Y		↔	↔		↔
ACCENT	1996	1999	HYN10T4	TEXAS	4C			4C		4C		S6	↔	↔		↔
ACCENT	1999		HYN6EHP	PH / CR2	46	Y		46	P-BOX	46			↔	↔		↔
ACCENT	1999		HYN6T14	PH / CR2	46			46		46			↔	↔		↔
ATOS PRIME	1999	2001	HYN10EH2	TEXAS	4C	Y		4C	Y	4C	Y		↔	↔		↔
ATOS PRIME	1999	2001	HYN10T4	TEXAS	4C			4C		4C		S6	↔	↔		↔
ATOS PRIME	2002	2008	HYN10EHP	PH / CR2	46	Y		46	P-BOX	46			↔	↔		↔
ATOS PRIME	2002	2008		PH / CR2	46			46		46			↔	↔		↔
ATOS	1997	2000	HYN10EH2	TEXAS	4C	Y		4C	Y	4C	Y		↔	↔		↔
ATOS	1997	2000	HYN10T4	TEXAS	4C			4C		4C		S6	↔	↔		↔
AZERA	2006		KIA7T14	PH / CR2	46			46		46			↔	↔		↔

PER: 
FOR: 

HYUNDAI



P406



S24
S765
S819
S853
S1001
S1122
S1150

..... 1-5000
L 0001-1000
G 0001-2500
J 0001-2500
K 0001-2500
P 0001-2500
..... 30001-31200



P406




487



P290



487



1133



487



P279

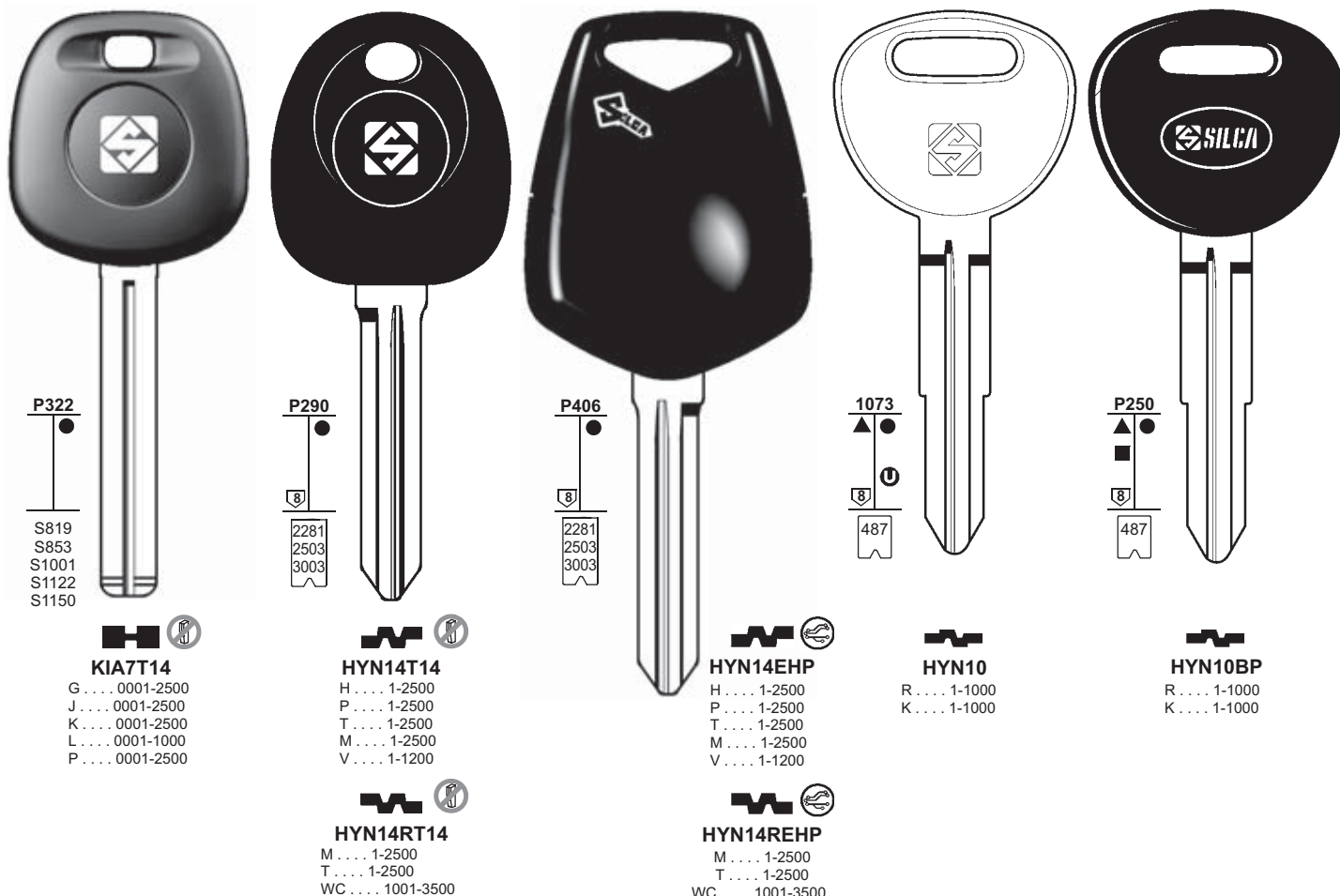


487



PER: 
FOR: 

HYUNDAI



P322

S819
S853
S1001
S1122
S1150



G 0001-2500
J 0001-2500
K 0001-2500
L 0001-1000
P 0001-2500

P290

2281
2503
3003



H 1-2500
P 1-2500
T 1-2500
M 1-2500
V 1-1200



P406

2281
2503
3003



H 1-2500
P 1-2500
T 1-2500
M 1-2500
V 1-1200



1073

487



R 1-1000
K 1-1000

P250


487



R 1-1000
K 1-1000

PER: 
FOR: 

HYUNDAI



P406
8
221
487

P290
8
487

P406
8
487

P290
8
487

P322
S819
S853
S1001
S1122
S1150


HYN10EH2
R 1-1000
K 1-1000



HYN10T4
R 1-1000
K 1-1000


HYN6EH2
T 1-1000


HYN6EHP
T 1-1000



HYN6T14
T 1-1000


HYN6T4
T 1-1000


KIA7T14
G 0001-2500
J 0001-2500
K 0001-2500
L 0001-1000
P 0001-2500

PER: 
FOR: 

HYUNDAI



P406
8
S24
S765
S819
S853
S1001
S1122
S1150


P406
8
487

P290
8
2281
2503
















P406
8
2281
2503


TOY40EHP
..... 1-5000
L 0001-1000
G 0001-2500
J 0001-2500
K 0001-2500
P 0001-2500
..... 30001-31200


HYN7REH2
S 1-1000



HYN14T14
H 1-2500
P 1-2500
T 1-2500
M 1-2500
V 1-1200


HYN14EHP
H 1-2500
P 1-2500
T 1-2500
M 1-2500
V 1-1200

1	2	2a	3	6	71	72	42	43 44a	9b	10b 10c	12	15	A	B	C	D
																
CAR MAKE/MODEL	FROM	TO	SILCA REF.	TRANSP. TYPE	ID	COPY	ID	COPY	ID	COPY	STP					
	1995	2010	 Ref.		 FAST COPY PLUS RW4 PLUS	 FAST COPY PLUS RW4 PLUS	 FAST COPY RW4	 FAST COPY RW4	 RW3	 RW3						
HYUNDAI																
EXCEL	1996	1999	HYN10EH2	TEXAS	4C	Y	4C	Y	4C	Y			↔	↔		↔
EXCEL	1996	1999	HYN10T4	TEXAS	4C		4C		4C			S6	↔	↔		↔
EXCEL	1999		HYN6EHP	PH / CR2	46	Y	46	P-BOX	46							
EXCEL	1999		HYN6T14	PH / CR2	46		46		46							
GALLOPER	1999	2003	HYN6EH2	TEXAS	4C	Y	4C	Y	4C	Y			↔	↔		↔
GALLOPER	1999	2003	HYN6T4	TEXAS	4C		4C		4C			S6	↔	↔		↔
GENESIS	2009		KIA7T14	PH / CR2	46		46		46				↔			
GENESIS	2009		TOY40EHP	PH / CR2	46	Y	46	P-BOX	46				↔			
GETZ	2002	2009	HYN6EHP	PH / CR2	46	Y	46	P-BOX	46				↔	↔	↔	↔
GETZ	2002	2009	HYN6T14	PH / CR2	46		46		46				↔	↔	↔	↔
GRANDEUR XG (AUS)	1998	2005		TEX / CR	60		60		60				↔		↔	↔
GRANDEUR XG (AUS)	1998	2005	HYN7REH2	TEX / CR	60	Y	60	Y	60	PC			↔	↔		↔
GRANDEUR	2006		KIA7T14	PH / CR2	46		46		46				↔	↔	↔	↔
GRANDEUR	2006		TOY40EHP	PH / CR2	46	Y	46	P-BOX	46				↔	↔	↔	↔
H-1 BUS	2007		HYN14T14	PH / CR2	46		46		46				↔			
H-1 BUS	2007		HYN14EHP	PH / CR2	46	Y	46	P-BOX	46				↔			
H-1	1999		HYN6EH2	TEXAS	4C	Y	4C	Y	4C	Y			↔	↔		↔
H-1	1999		HYN6T4	TEXAS	4C		4C		4C				↔	↔		↔
H-1	2006		HYN6T14	PH / CR2	46		46		46				↔	↔		↔
H-1	2006		HYN6EHP	PH / CR2	46	Y	46	P-BOX	46				↔	↔		↔
I10	2008		HYN14T14	PH / CR2	46		46		46				↔			
I10	2008		HYN14EHP	PH / CR2	46	Y	46	P-BOX	46				↔			
I20	2008		KIA7T14	PH / CR2	46		46		46				↔	↔	↔	
I20	2008		TOY40EHP	PH / CR2	46	Y	46	P-BOX	46				↔	↔	↔	↔
I30	2007		KIA7T14	PH / CR2	46		46		46				↔	↔		↔
I30	2007		TOY40EHP	PH / CR2	46	Y	46	P-BOX	46				↔	↔		↔
INNOVATION	1999	2003	HYN6T4	TEXAS	4C		4C		4C			S6	↔	↔		↔
INNOVATION	1999	2003	HYN6EH2	TEXAS	4C	Y	4C	Y	4C	Y			↔	↔		↔

PER: 
FOR:

HYUNDAI




HYN11
T.... 1-1000


HYN11CP
T.... 1-1000


HYN6EH2
T.... 1-1000



HYN6EH4
T.... 1-1000


HYN6T4
T.... 1-1000


HYN7REH2
S.... 1-1000

PER: 
FOR:


HYUNDAI




HYN10EH2
R.... 1-1000
K.... 1-1000

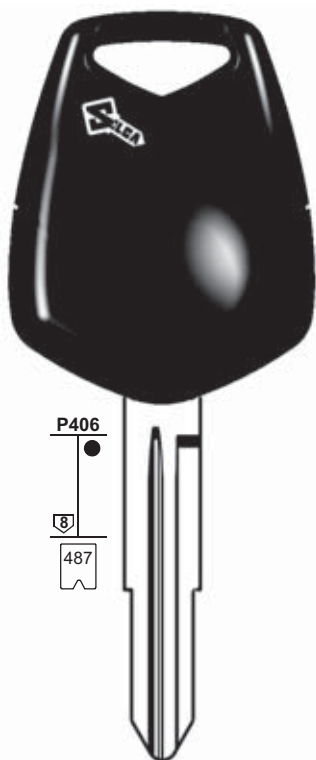

HYN10T4
R.... 1-1000
K.... 1-1000


HYN14REHP
M.... 1-2500
T.... 1-2500
WC.... 1001-3500

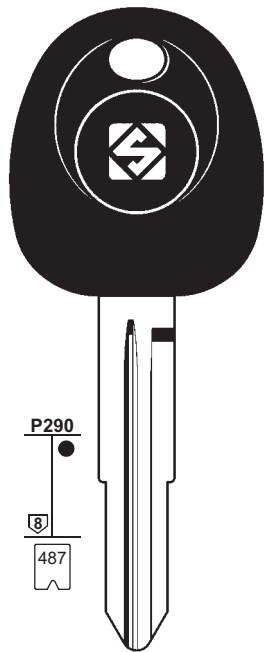

HYN14RT14
M.... 1-2500
T.... 1-2500
WC.... 1001-3500

PER: 
FOR:

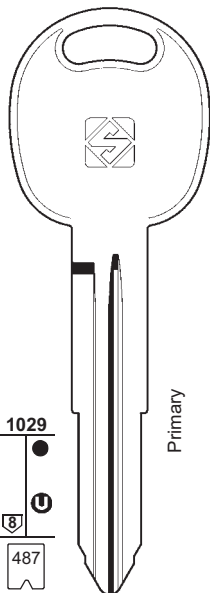
HYUNDAI



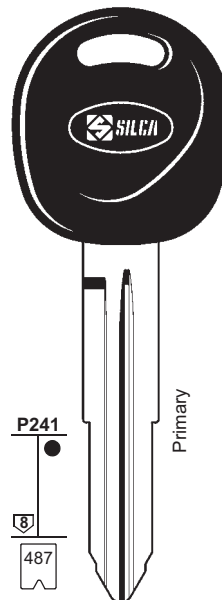
 **HYN6EH2**
T 1-1000



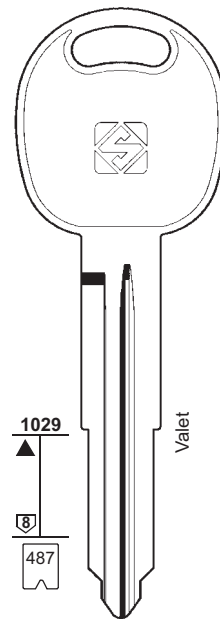
 **HYN6T14**
T 1-1000



 **HYN7R**
S 1-1000



 **HYN7RAP**
S 1-1000



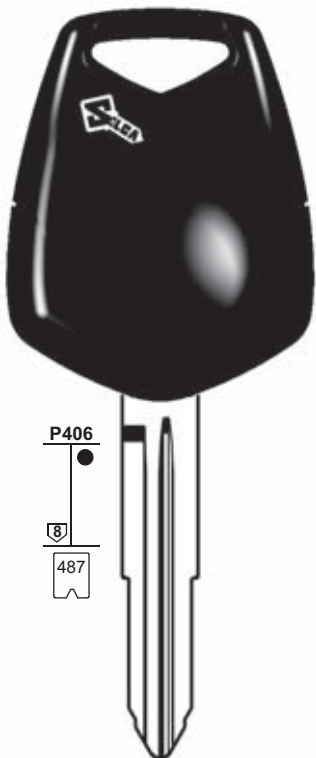
 **HYN8R**
S 1-1000

 **HYN6EHP**
T 1-1000

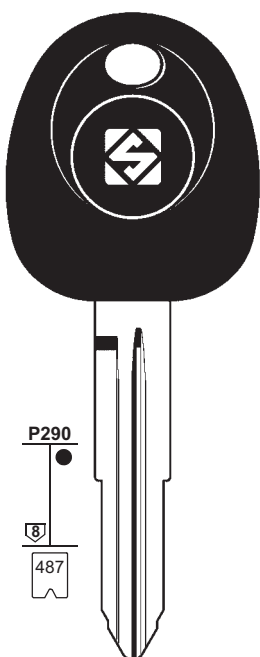
 **HYN6T4**
T 1-1000

PER: 
FOR:

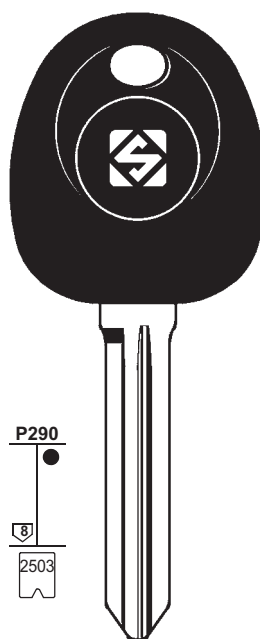
HYUNDAI




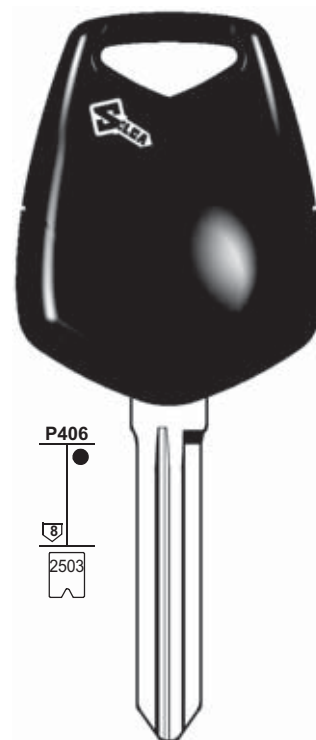
 **HYN7REH2**
S 1-1000



 **HYN7RT4**
S 1-1000



 **HYN14RT14**
M 1-2500
T 1-2500
WC 1001-3500



 **HYN14REHP**
M 1-2500
T 1-2500
WC 1001-3500

1	2	2a	3	6	71	72	42	43 44a	9b	10b 10c	12	15	A	B	C	D
IGNITION																
CAR MAKE/MODEL	FROM	TO	SILCA REF.	TRANSP. TYPE	ID	COPY	ID	COPY	ID	COPY	STP					
	1995	2010	 Ref.		 FAST COPY PLUS RW4 PLUS	 FAST COPY PLUS RW4 PLUS	 FAST COPY RW4	 FAST COPY RW4	 RW3	 RW3						
HYUNDAI																
SANTAMO	2000	2003	HYN6EH2	TEXAS	4C	Y	4C	Y	4C	Y			↔	↔		↔
SANTAMO	2000	2003	HYN6T4	TEXAS	4C		4C		4C			S6	↔	↔		
SCOUPÉ	1996		HYN6EH2	TEXAS	4C	Y	4C	Y	4C	Y			↔	↔		↔
SCOUPÉ	1996		HYN6T4	TEXAS	4C		4C		4C			S6	↔	↔		↔
SONATA	1993	1995	HYN7R										↔	↔		↔
SONATA	1993	1995	HYN7RAP										↔	↔		↔
SONATA	1993	1995	HYN8R										↔			
SONATA	1996	1998	HYN7REH2	TEXAS	4C	Y	4C	Y	4C	Y			↔	↔		↔
SONATA	1996	1998	HYN7RT4	TEXAS	4C		4C		4C			S6	↔	↔		↔
SONATA	1998	2004	HYN7REH2	TEX / CR	60	Y	60	Y	60	PC			↔	↔		↔
SONATA	1998	2004		TEX / CR	60		60		60				↔	↔		↔
SONATA	2005		HYN14RT14	PH / CR2	46		46		46				↔	↔		↔
SONATA	2005		HYN14REHP	PH / CR2	46	Y	46	P-BOX	46				↔	↔		↔
SONICA	1993	1995	HYN7R										↔	↔		↔
SONICA	1993	1995	HYN7RAP										↔	↔		↔
SONICA	1993	1995	HYN8R										↔			
SONICA	1996	1998	HYN7REH2	TEXAS	4C	Y	4C	Y	4C	Y			↔	↔		↔
SONICA	1996	1999	HYN7RT4	TEXAS	4C		4C		4C			S6	↔	↔		↔
SONICA	1999	2004	HYN7REH2	TEX / CR	60	Y	60	Y	60	PC			↔	↔	↔	↔
SONICA	1999	2004		TEX / CR	60		60		60				↔	↔		↔

PER: 
FOR: 

HYUNDAI




HYN6EHP
T 1-1000


HYN6T14
T 1-1000


HYN12EH2
A 1-1000


HYN12T4
A 1-1000


HYN12CP
A 1-1000

PER: 
FOR: 

HYUNDAI




HYN7REH2
S 1-1000


HYN10T4
R 1-1000
K 1-1000


HYN14RT14
M 1-2500
T 1-2500
WC 1001-3500

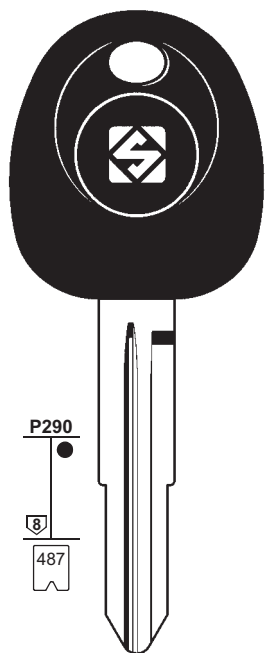

HYN14REHP
M 1-2500
T 1-2500
WC 1001-3500


HYN9P
H 1-2000

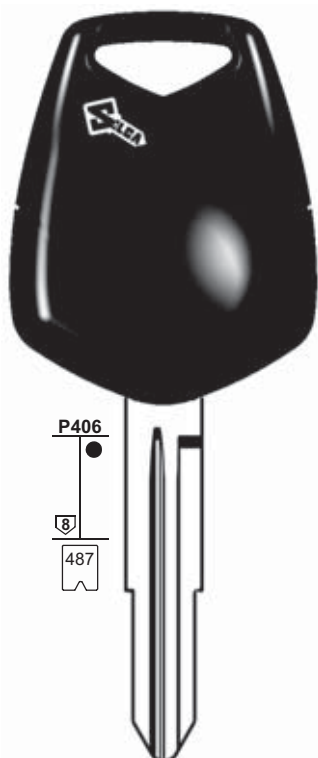
1	2	2a	3	6	71	72	42	43 44a	9b	10b 10c	12	15	A	B	C	D	
IGNITION 																	
CAR MAKE/MODEL	FROM	TO	SILCA REF.	TRANSP. TYPE	ID	COPY	ID	COPY	ID	COPY	STP						
	1995	2010	 Ref.		 FAST COPY PLUS RW4 PLUS	 FAST COPY PLUS RW4 PLUS	 FAST COPY RW4	 FAST COPY RW4	 RW3	 RW3							
HYUNDAI																	
STAREX	1998		HYN12EH2	TEXAS	4C	Y	4C	Y	4C	Y				⇐	⇐		⇐
STAREX	1998		HYN12CP											⇐	⇐		⇐
STAREX	1998		HYN12T4	TEXAS	4C		4C		4C			S6		⇐	⇐		⇐
TERRACAN	2001	2007	HYN6EHP	PH / CR2	46	Y	46	P-BOX	46					⇐	⇐	⇐	⇐
TERRACAN	2001	2007	HYN6T14	PH / CR2	46		46		46					⇐	⇐	⇐	⇐
TIBURON	2001		HYN6EHP	PH / CR2	46	Y	46	P-BOX	46					⇐	⇐	⇐	⇐
TIBURON	2001		HYN6T14	PH / CR2	46		46		46					⇐	⇐	⇐	⇐
TRAJET	2000	2006	HYN7REH2	TEX / CR	60	Y	60	Y	60	PC				⇐	⇐	⇐	⇐
TRAJET	2000	2006		TEX / CR	60		60		60					⇐	⇐	⇐	⇐
TUCSON	2005		HYN6T14	PH / CR2	46		46		46					⇐	⇐		⇐
TUCSON	2005		HYN6EHP	PH / CR2	46	Y	46	P-BOX	46					⇐	⇐		⇐
VAN TRANSPORTER	1994		HYN9P											⇐	⇐		⇐
VERACRUZ	2007		HYN14RT14	PH / CR2	46		46		46					⇐	⇐		⇐
VERACRUZ	2007		HYN14REHP	PH / CR2	46	Y	46	P-BOX	46					⇐	⇐		⇐
VERNA	1996	1999	HYN10T4	TEXAS	4C		4C		4C			S6		⇐	⇐		⇐

PER: 
FOR: 

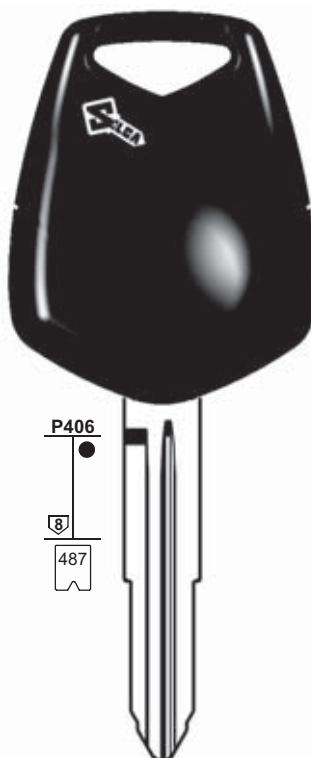
HYUNDAI



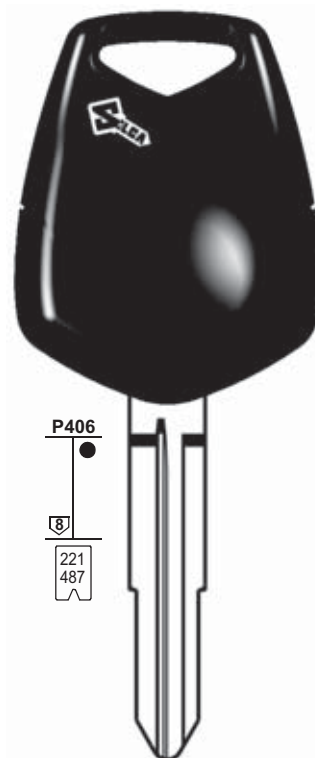

HYN6T14
T 1-1000




HYN6EHP
T 1-1000



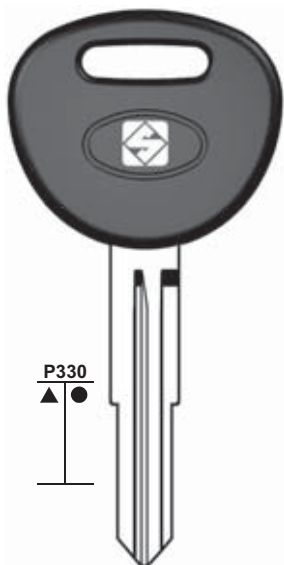

HYN7REH2
S 1-1000



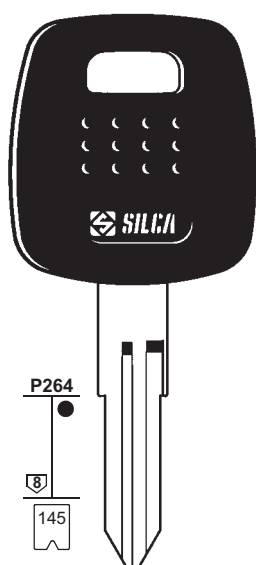

HYN10EH2
R 1-1000
K 1-1000


PER: 
FOR:  **HYUNDAI**

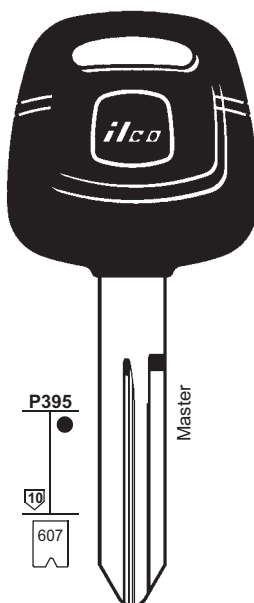
INFINITI




HYN13BP



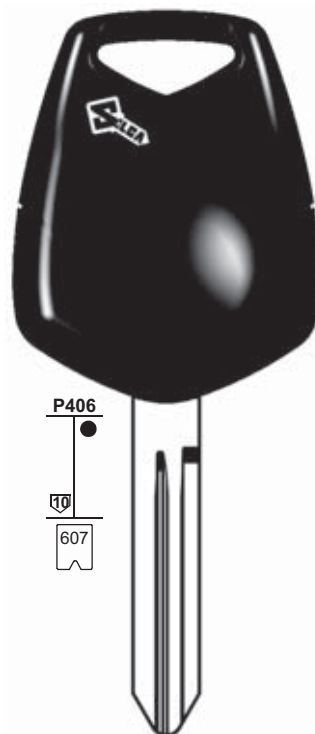

NSN11T2
X 1-8000
X 8001-9000




NI02T
..... 1-22185




NSN14T14
..... 1-22185




NSN14EH2
..... 1-22185
..... 30001-37850

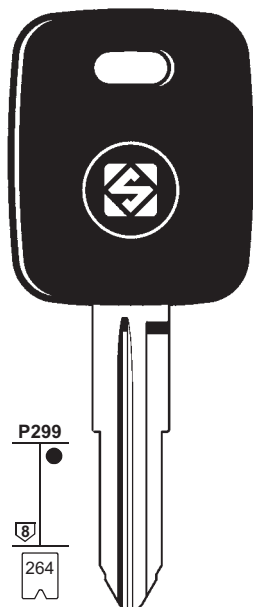

NSN14EHP
..... 1-22185
..... 30001-37850

VALEO

1	2	2a	3	6	71	72	42	43 44a	9b	10b 10c	12	15	A	B	C	D
CAR MAKE/MODEL	FROM	TO	SILCA REF.	TRANSP. TYPE	ID	COPY	ID	COPY	ID	COPY	STP					
	1995	2010	 Ref.		 FAST COPY PLUS RW4 PLUS	 FAST COPY PLUS RW4 PLUS	 FAST COPY RW4	 FAST COPY RW4	 RW3	 RW3						
HYUNDAI																
VERNA	1996	1999	HYN10EH2	TEXAS	4C	Y	4C	Y	4C	Y			↔	↔		↔
VERNA	1999		HYN6T14	PH / CR2	46		46		46				↔	↔		↔
VERNA	1999		HYN6EHP	PH / CR2	46	Y	46	P-BOX	46				↔	↔		↔
XG25/XG30	1998	2005		TEX / CR	60		60		60				↔	↔		↔
XG25/XG30	1998	2005	HYN7REH2	TEX / CR	60	Y	60	Y	60	PC			↔	↔		↔
XG300 (CANADA)	1998	2005		TEX / CR	60		60		60				↔	↔		↔
XG300 (CANADA)	1998	2005	HYN7REH2	TEX / CR	60	Y	60	Y	60	PC			↔	↔		↔
SOME MODELS	1998		HYN13BP										↔	↔	↔	↔
INFINITI																
FX35	2003	2007	NSN14T14	PH / CR2	46		46		46				↔	↔	↔	↔
FX35	2003	2007	NSN14EHP	PH / CR2	46	Y	46	P-BOX	46				↔	↔	↔	↔
FX45	2003	2007	NSN14T14	PH / CR2	46		46		46				↔	↔	↔	↔
FX45	2003	2007	NSN14EHP	PH / CR2	46	Y	46	P-BOX	46				↔	↔	↔	↔
G20	2000	2002	NI02T	TEX / CR	60		60		60				↔	↔	↔	↔
G20	2000	2002	NSN14EH2	TEX / CR	60	Y	60	Y	60	PC			↔	↔	↔	↔
G35	2003	2007	NSN14T14	PH / CR2	46		46		46				↔	↔	↔	↔
G35	2003	2007	NSN14EHP	PH / CR2	46	Y	46	P-BOX	46				↔	↔	↔	↔
I30	1999	2000	NSN11T2	PH	33	Y	33	Y	33	Y	N-N		↔	↔	↔	↔
I30	2001	2004	NI02T	TEX / CR	60		60		60				↔	↔	↔	↔
I30	2001	2004	NSN14EH2	TEX / CR	60	Y	60	Y	60	PC			↔	↔	↔	↔
I35	2001	2004	NI02T	TEX / CR	60		60		60				↔	↔	↔	↔
I35	2001	2004	NSN14EH2	TEX / CR	60	Y	60	Y	60	PC			↔	↔	↔	↔
M35	2003	2006	NSN14T14	PH / CR2	46		46		46				↔	↔	↔	↔
M35	2003	2006	NSN14EHP	PH / CR2	46	Y	46	P-BOX	46				↔	↔	↔	↔
M45	2003	2006	NSN14T14	PH / CR2	46		46		46				↔	↔	↔	↔
M45	2003	2006	NSN14EHP	PH / CR2	46	Y	46	P-BOX	46				↔	↔	↔	↔
Q45	1997	2000		TEXAS	4C		4C		4C				↔	↔	↔	↔
Q45	1997	2000	NSN14EH2	TEXAS	4C	Y	4C	Y	4C	Y			↔	↔	↔	↔
Q45	2001	2005	NSN14T14	PH / CR2	46		46		46				↔	↔	↔	↔
Q45	2001	2005	NSN14EHP	PH / CR2	46	Y	46	P-BOX	46				↔	↔	↔	↔
QX4	1997	1999		TEXAS	4C		4C		4C							
QX4	1997	1999	NSN14EH2	TEXAS	4C	Y	4C	Y	4C	Y			↔	↔	↔	↔
QX4	1999	2003	NI02T	TEX / CR	60		60		60				↔	↔	↔	↔
QX4	1999	2003	NSN14EH2	TEX / CR	60	Y	60	Y	60	PC			↔	↔	↔	↔
QX56	2004	2006	NSN14T14	PH / CR2	46		46		46				↔	↔	↔	↔
QX56	2004	2006	NSN14EHP	PH / CR2	46	Y	46	P-BOX	46				↔	↔	↔	↔

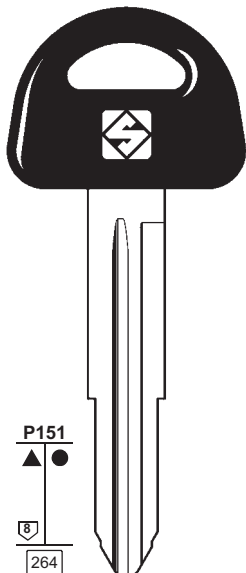
PER: 
FOR:

ISUZU



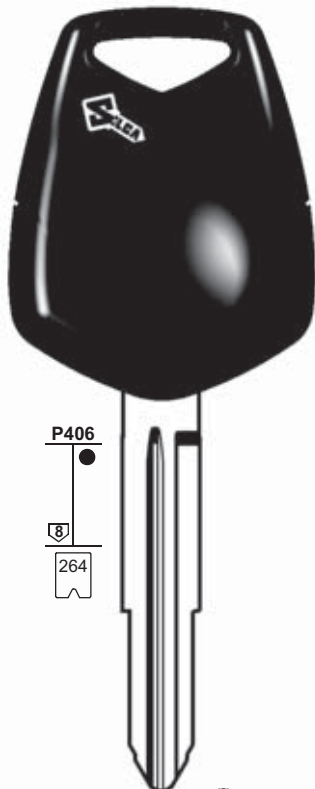
P299
●
8
264


GM15T5
N.....
5001-7000



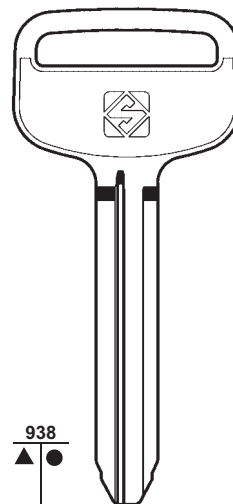
P151
▲ ●
8
264


SZ12P
U..... 1-2000




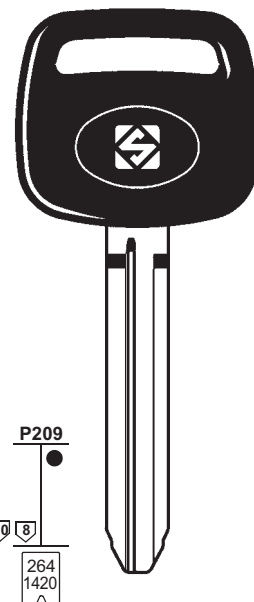
P406
●
8
264


SZ12EH2
U..... 1-2000




938
▲ ●
10 8
264
1420


TOY43R
.....
10001-15000
50000-59999
60000-69999
70000-75928

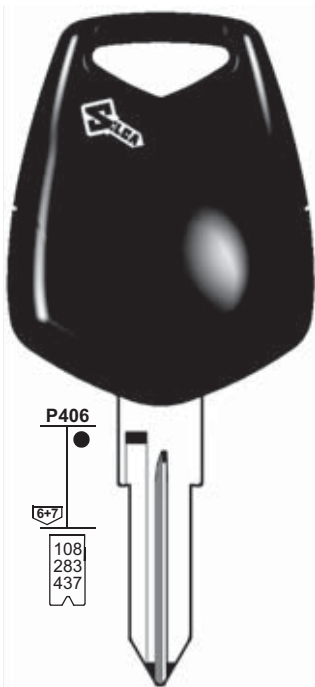


P209
●
10 8
264
1420


TOY43RP
.....
10001-15000
50000-59999
60000-69999
70000-75928

PER: 
FOR:

IVECO




P406
●
6+7
108
283
437



GT10EHP
J..... 3001-6732
N..... 6001-7000
V..... 0001-3056
V..... 5001-8058
AB..... 6001-6891

GIOBERT - TRW SIPEA

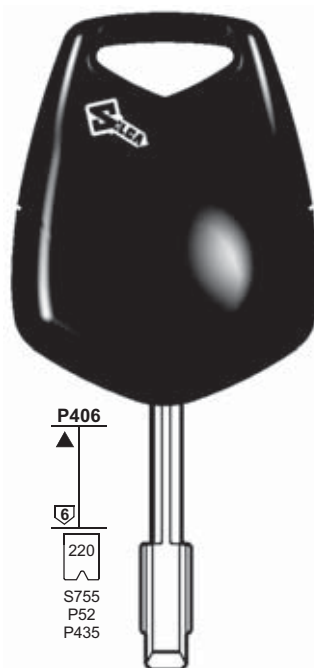
JAGUAR




P258
▲ ■
6
220
S755
P52
P435


FO21T7
T..... 1-1050
T..... 1-2330
T..... 1051-2330
T..... 1-2-3-4

TIBBE - VALEO



P406
▲
6
220
S755
P52
P435


FO21EH2
T..... 1-1050
T..... 1-2330
T..... 1051-2330
T..... 1-2-3-4

TIBBE - VALEO



P166
■
8
386


TBE1T5
T..... 1-2-3

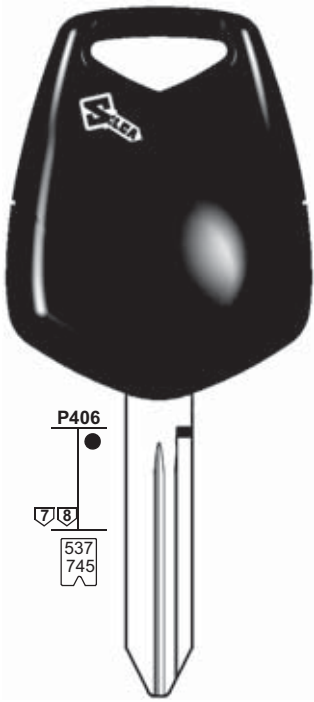
VALEO

1	2	2a	3	6	71	72	42	43 44a	9b	10b 10c	12	15	A	B	C	D			
CAR MAKE/MODEL	FROM	TO	SILCA REF.	TRANSP. TYPE	ID	COPY	ID	COPY	ID	COPY	STP								
	1995	2010	 Ref.		 FAST COPY PLUS RW4 PLUS	 FAST COPY PLUS RW4 PLUS	 FAST COPY RW4	 FAST COPY RW4	 RW3	 RW3									
ISUZU																			
BIG HORN	1998	2002		TEX / CR	64		64		64					⇐	⇐	⇐	⇐		
BIG HORN	1998	2002	SZ12EH2	TEX / CR	64	Y	64	Y	64	PC				⇐	⇐	⇐	⇐		
D-MAX	2002	2006	TOY43R											⇐	⇐	⇐			
D-MAX	2002	2006	TOY43RP											⇐	⇐	⇐			
D-MAX	2007			PH / CR2	46		46		46					⇐	⇐	⇐			
TROOPER	1996	1998	GM15T5	MEG	13	Y	13	Y	13	Y				⇐	⇐	⇐	⇐		
TROOPER	1998	2002		TEX / CR	64		64		64					⇐	⇐	⇐	⇐		
TROOPER	1998	2002	SZ12EH2	TEX / CR	64	Y	64	Y	64	PC				⇐	⇐	⇐	⇐		
VEHY-CROSS	1997	2001	SZ12P											⇐	⇐	⇐	⇐		
SOME MODELS			TOY43R																
SOME MODELS			TOY43RP																
IVECO																			
35C11	2000			PH / CR2	46		46		46					⇐					
35C11	2000		GT10EHP	PH / CR2	46	Y	46	P-BOX	46					⇐					
EUROSTAR	1998			PH / CR2	46		46		46					⇐					
EUROSTAR	1998		GT10EHP	PH / CR2	46	Y	46	P-BOX	46					⇐					
NEW DAILY	1998			PH / CR2	46		46		46					⇐					
NEW DAILY	1998		GT10EHP	PH / CR2	46	Y	46	P-BOX	46					⇐					
S-2000	1998			PH / CR2	46		46		46					⇐					
S-2000	1998		GT10EHP	PH / CR2	46	Y	46	P-BOX	46					⇐					
JAGUAR																			
SOVEREIGN	1996		TBE1T5	MEG	13	Y	13	Y	13	Y	Meg			⇐			⇐		
S-TYPE	2000		FO21EH2	TEX / CR	60	Y	60	Y	60	PC				⇐	⇐		⇐		
S-TYPE	2000		FO21T7	TEX / CR	60		60		60										
XJ , XJS , XK8	1998	1999	TBE1T5	MEG	13	Y	13	Y	13	Y	Meg			⇐	⇐	⇐	⇐		
XJ , XK	2000			MEG	13		13		13										
X-TYPE	2002		FO21EH2	TEX / CR	60	Y	60	Y	60	PC				⇐	⇐		⇐		
X-TYPE	2002			TEX / CR	60		60		60										

PER: 
FOR:

JEEP

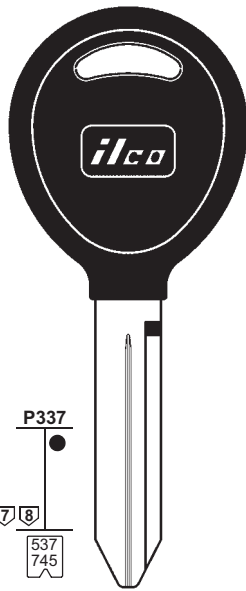
KIA




P406
●
8
537
745

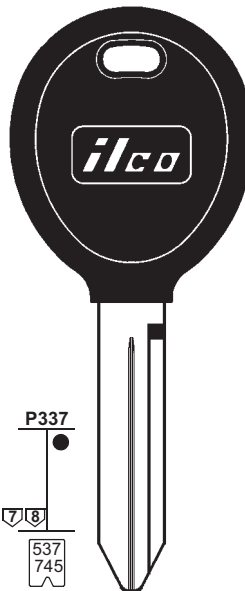
 **CY24EH2**
L..... 1-3580
M..... 1-2618

 **CY24EHP**
L..... 1-3580
M..... 1-2618




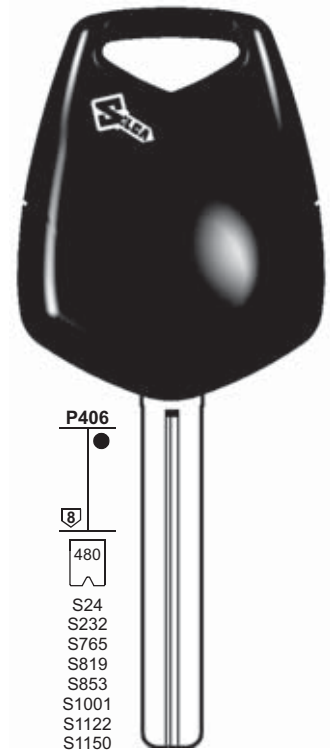
P337
●
8
537
745

 **Y160-PT**
L..... 1-3580
M..... 1-2618



P337
●
8
537
745

 **Y164-PT**
L..... 1-3580
M..... 1-2618



P406
●
8
480

 **TOY40EH2**
..... 1-5000
L..... 0001-1000


 **TOY40EHP**
..... 1-5000
L..... 0001-1000
G..... 0001-2500
J..... 0001-2500
K..... 0001-2500
P..... 0001-2500
..... 30001-31200

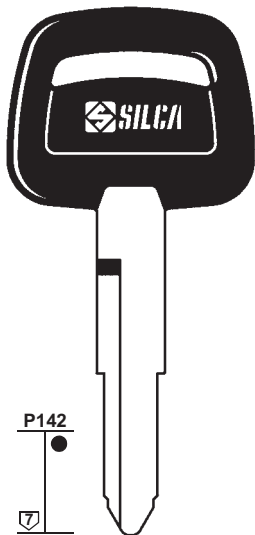
PER: 
FOR:

KIA



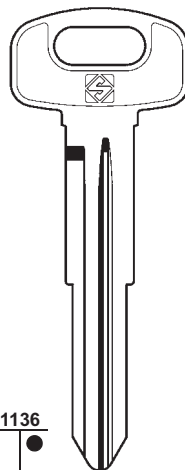
P322
●
S819
S853
S1001
S1122
S1150

 **KIA7T14**
G..... 0001-2500
J..... 0001-2500
K..... 0001-2500
L..... 0001-1000
P..... 0001-2500



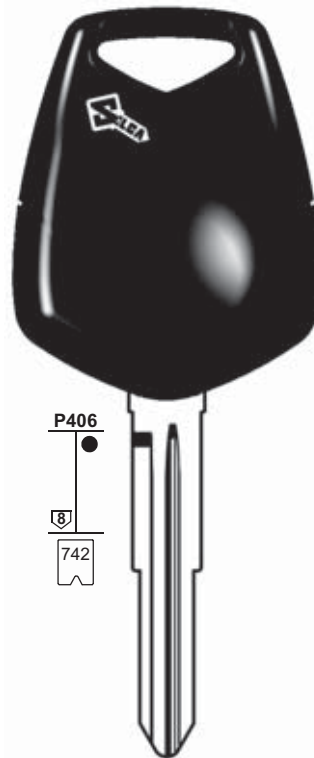
P142
●
158

 **KIA4RBP**
..... 5001-6200



1136
●
742

 **KIA3R**
Y..... 2001-3000



P406
●
8
742

 **KIA3REH2**
Y..... 2001-3000



















 **KIA3REHP**
Y..... 2001-3000



P320
●
8
742

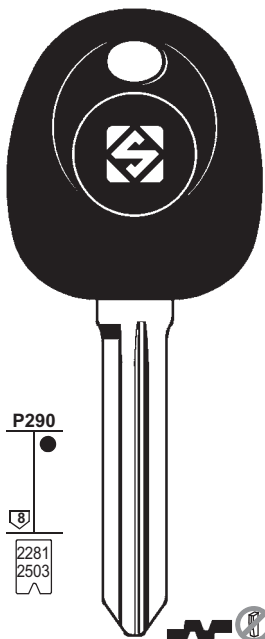
 **KIA3RT16**
Y..... 2001-3000

 **KIA3RT14**
Y..... 2001-3000

1	2	2a	3	6	71	72	42	43 44a	9b	10b 10c	12	15	A	B	C	D				
																				
CAR MAKE/MODEL	FROM	TO	SILCA REF.	TRANSP. TYPE	ID	COPY	ID	COPY	ID	COPY	STP									
	1995 	2010 	 Ref.		 FAST COPY PLUS RW4 PLUS	 FAST COPY PLUS RW4 PLUS	 FAST COPY RW4	 FAST COPY RW4	 RW3	 RW3										
JEEP																				
CHEROKEE LIMITED	1999	2005	CY24EH2	TEX / CR	64	Y	64	Y	64	PC			↔	↔	↔	↔				
CHEROKEE LIMITED	1999	2005	Y160-PT	TEX / CR	64		64		64			F	↔	↔	↔	↔				
CHEROKEE	1998	2004	Y160-PT	TEX / CR	64		64		64			F	↔	↔	↔	↔				
CHEROKEE	1998	2004	CY24EH2	TEX / CR	64	Y	64	Y	64	PC			↔	↔	↔	↔				
CHEROKEE	2005		Y164-PT	PH / CR2	46		46		46				↔	↔		↔				
CHEROKEE	2005		CY24EHP	PH / CR2	46	Y	46	P-BOX	46				↔	↔		↔				
CJ5,CJ7	1998	2005	Y160-PT	TEX / CR	64		64		64			F	↔	↔	↔	↔				
CJ5,CJ7	1998	2005	CY24EH2	TEX / CR	64	Y	64	Y	64	PC			↔	↔	↔	↔				
CJ5,CJ7	2006		Y164-PT	PH / CR2	46		46		46			F	↔	↔		↔				
CJ5,CJ7	2006		CY24EHP	PH / CR2	46	Y	46	P-BOX	46				↔	↔		↔				
COMANCHE	2006		Y164-PT	PH / CR2	46		46		46			F	↔	↔	↔	↔				
COMANCHE	2006		CY24EHP	PH / CR2	46	Y	46	P-BOX	46				↔	↔	↔	↔				
COMMANDER	2006	2008	Y164-PT	PH / CR2	46		46		46			F	↔	↔		↔				
COMMANDER	2006	2008	CY24EHP	PH / CR2	46	Y	46	P-BOX	46				↔	↔		↔				
COMMANDER	2008			PH / CR2	46		46		46											
COMPASS	2007		Y164-PT	PH / CR2	46		46		46			F	↔	↔		↔				
COMPASS	2007		CY24EHP	PH / CR2	46	Y	46	P-BOX	46				↔	↔		↔				
G. CHEROKEE	2005	2008	Y164-PT	PH / CR2	46		46		46			F	↔	↔	↔	↔				
G. CHEROKEE	2005	2008	CY24EHP	PH / CR2	46	Y	46	P-BOX	46				↔	↔	↔	↔				
G. CHEROKEE	2008			PH / CR2	46		46		46											
G.CHEROKEE LUX	1999	2005	CY24EH2	TEX / CR	64	Y	64	Y	64	PC			↔	↔	↔	↔				
G.CHEROKEE LUX	1999	2005	Y160-PT	TEX / CR	64		64		64			F	↔	↔	↔	↔				
G.CHEROKEE SPORT	1998	2004	CY24EH2	TEX / CR	64	Y	64	Y	64	PC			↔	↔	↔	↔				
G.CHEROKEE SPORT	1998	2004	Y160-PT	TEX / CR	64		64		64			F	↔	↔	↔	↔				
LIBERTY	2002	2004	CY24EH2	TEX / CR	64	Y	64	Y	64	PC			↔	↔	↔	↔				
LIBERTY	2002	2004	Y160-PT	TEX / CR	64		64		64			F	↔	↔	↔	↔				
LIBERTY	2005		Y164-PT	PH / CR2	46		46		46				↔	↔	↔	↔				
LIBERTY	2005		CY24EHP	PH / CR2	46	Y	46	P-BOX	46				↔	↔	↔	↔				
PATRIOT	2007		Y164-PT	PH / CR2	46		46		46			F	↔	↔		↔				
PATRIOT	2007		CY24EHP	PH / CR2	46	Y	46	P-BOX	46				↔	↔		↔				
WRANGLER	1998	2006	CY24EH2	TEX / CR	64	Y	64	Y	64	PC			↔	↔	↔	↔				
WRANGLER	1998	2006	Y160-PT	TEX / CR	64		64		64			F	↔	↔	↔	↔				
WRANGLER	2006		Y164-PT	PH / CR2	46		46		46			F	↔	↔	↔	↔				
WRANGLER	2006		CY24EHP	PH / CR2	46	Y	46	P-BOX	46				↔	↔	↔	↔				
KIA																				
AMANTI	2004	2007		TEX / CR	60		60		60											
AMANTI	2004	2007	TOY40EH2	TEX / CR	60	Y	60	Y	60	PC			↔	↔	↔	↔				
AMANTI	2007		KIA7T14	PH / CR2	46		46		46				↔							
AMANTI	2007		TOY40EHP	PH / CR2	46	Y	46	P-BOX	46				↔							
BESTA	1995		KIA4RBP										↔	↔	↔	↔				
CARENS	1999	2001	KIA3R										↔	↔	↔	↔				
CARENS	2001	2006	KIA3REH2	TEX / CR	60	Y	60	Y	60	PC			↔	↔						
CARENS	2001	2006	KIA3REHP	PH / CR2	46	Y	46	P-BOX	46				↔	↔	↔	↔				
CARENS	2001	2006	KIA3RT16	TEX / CR	60		60		60				↔	↔						
CARENS	2001	2006	KIA3RT14	PH / CR2	46		46		46				↔	↔	↔	↔				

PER: 
FOR: 

KIA

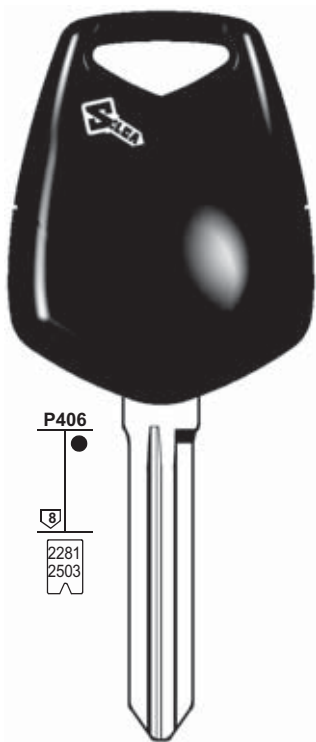


P290
2281
2503

HYN14T14
H 1-2500
P 1-2500
T 1-2500
M 1-2500
V 1-1200



HYN14RT14
M 1-2500
T 1-2500
WC 1001-3500



P406
2281
2503

HYN14EHP
H 1-2500
P 1-2500
T 1-2500
M 1-2500
V 1-1200



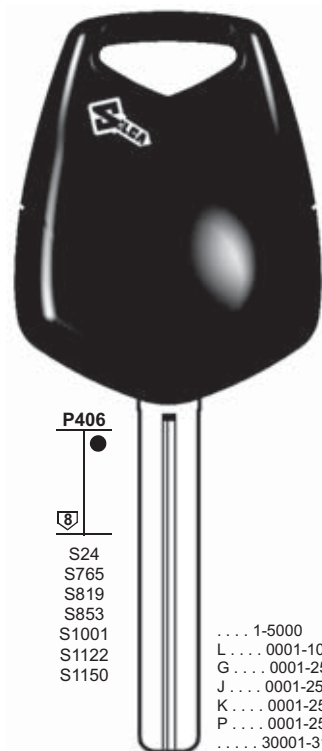
HYN14REHP
M 1-2500
T 1-2500
WC 1001-3500



P322
S819
S853
S1001
S1122
S1150



KIA7T14
G 0001-2500
J 0001-2500
K 0001-2500
L 0001-1000
P 0001-2500



P406
S24
S765
S819
S853
S1001
S1122
S1150

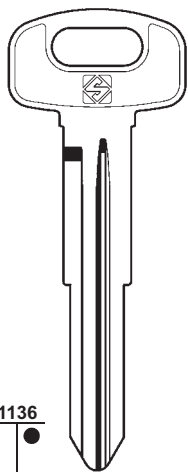


TOY40EHP

. . . . 1-5000
L 0001-1000
G 0001-2500
J 0001-2500
K 0001-2500
P 0001-2500
. . . . 30001-31200

PER: 
FOR: 

KIA



1136
742



KIA3R
Y 2001-3000



P324
742



KIA3RAP
Y 2001-3000



P320
742



KIA3RT16
Y 2001-3000



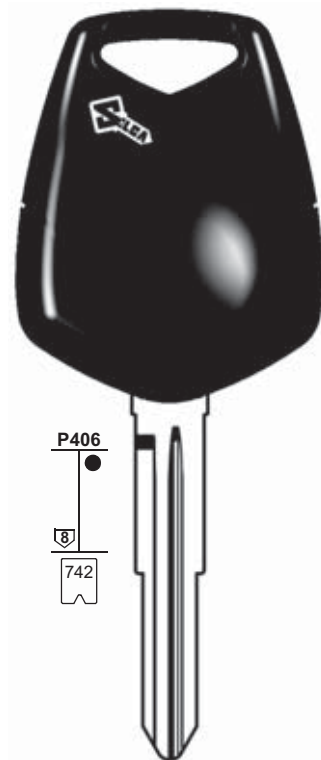
KIA3RT14
Y 2001-3000



KIA3T5
Y 2001-3000



KIA3RT5
Y 2001-3000



















P406
742



KIA3REH2
Y 2001-3000

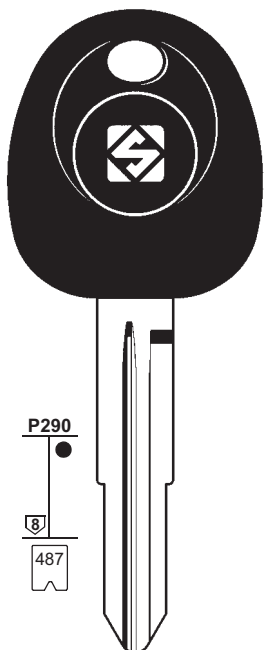


KIA3REHP
Y 2001-3000

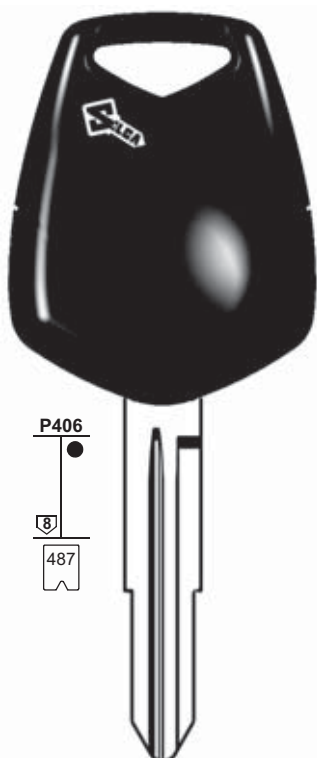
1	2	2a	3	6	71	72	42	43 44a	9b	10b 10c	12	15	A	B	C	D
IGNITION 																
CAR MAKE/MODEL	FROM	TO	SILCA REF.	TRANSP. TYPE	ID	COPY	ID	COPY	ID	COPY	STP					
	1995	2010	 Ref.		 FAST COPY PLUS RW4 PLUS	 FAST COPY PLUS RW4 PLUS	 FAST COPY RW4	 FAST COPY RW4	 RW3	 RW3						
KIA																
CARENS	2006		HYN14T14	PH / CR2	46		46		46				↔	↔		↔
CARENS	2006		HYN14EHP	PH / CR2	46	Y	46	P-BOX	46				↔	↔		↔
CARNIVAL	1999	2000	KIA3R										↔	↔	↔	↔
CARNIVAL	1999	2000	KIA3RAP										↔	↔	↔	↔
CARNIVAL	2000	2002	KIA3RT16	TEX / CR	60		60		60				↔	↔		
CARNIVAL	2002	2005	KIA3REHP	PH / CR2	46	Y	46	P-BOX	46				↔	↔	↔	↔
CARNIVAL	2002	2005	KIA3RT14	PH / CR2	46		46		46				↔	↔	↔	↔
CARNIVAL	2006		HYN14T14	PH / CR2	46		46		46				↔		↔	↔
CARNIVAL	2006		HYN14EHP	PH / CR2	46	Y	46	P-BOX	46				↔		↔	↔
CEE'D SW	2007		KIA7T14	PH / CR2	46		46		46				↔	↔		
CEE'D SW	2007		TOY40EHP	PH / CR2	46	Y	46	P-BOX	46				↔	↔		↔
CEE'D	2007		KIA7T14	PH / CR2	46		46		46				↔	↔		↔
CEE'D	2007		TOY40EHP	PH / CR2	46	Y	46	P-BOX	46				↔	↔		↔
CERATO	2004			PH / CR2	46		46		46				↔	↔	↔	↔
CLARUS	1998	2001	KIA3R										↔	↔	↔	↔
CLARUS	1998	2001	KIA3RT5	MEG	13	Y	13	Y	13	Y			↔	↔	↔	↔
CLARUS	1998	2001	KIA3T5	MEG	13	Y	13	Y	13	Y			↔	↔	↔	↔
JOICE	2000		KIA3REH2	TEX / CR	60	Y	60	Y	60	PC			↔	↔	↔	↔
JOICE	2000		KIA3RT16	TEX / CR	60		60		60				↔	↔	↔	↔
MAGENTIS	2001	2006	KIA3REHP	PH / CR2	46	Y	46	P-BOX	46				↔	↔	↔	↔
MAGENTIS	2001	2006	KIA3RT14	PH / CR2	46		46		46				↔	↔	↔	↔
MAGENTIS	2006		HYN14RT14	PH / CR2	46		46		46				↔	↔		↔
MAGENTIS	2006		HYN14REHP	PH / CR2	46	Y	46	P-BOX	46				↔	↔		↔
MENTOR	2002	2004	KIA3REHP	PH / CR2	46	Y	46	P-BOX	46				↔	↔	↔	↔
MENTOR	2002	2004	KIA3RT14	PH / CR2	46		46		46				↔	↔	↔	↔

PER: 
FOR: 

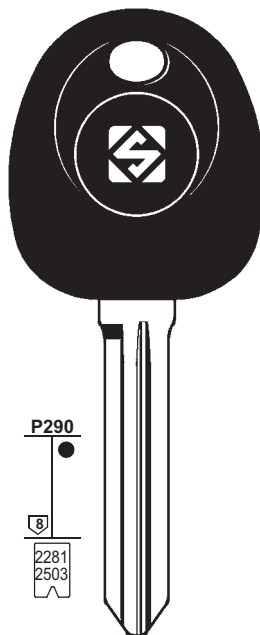
KIA




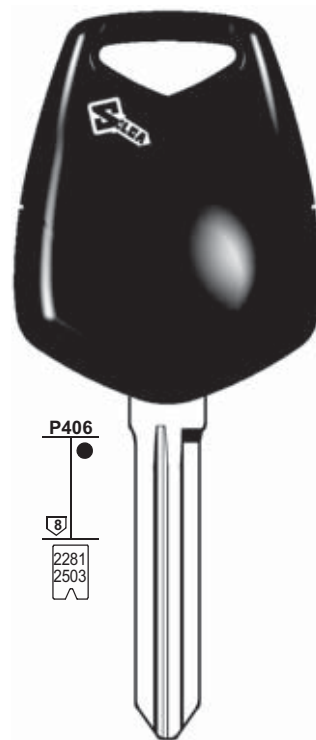

HYN6T14
T 1-1000




HYN6EHP
T 1-1000




HYN14T14
H 0001-2500
M 0001-2500
P 0001-2500
T 0001-2500
V 1-2500




HYN14EHP
H 0001-2500
M 0001-2500
P 0001-2500
T 0001-2500
V 1-2500

HYUNDAI

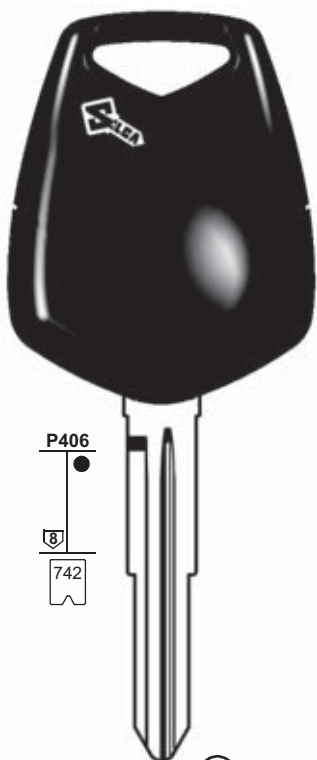
HYUNDAI

PER: 
FOR: 

KIA




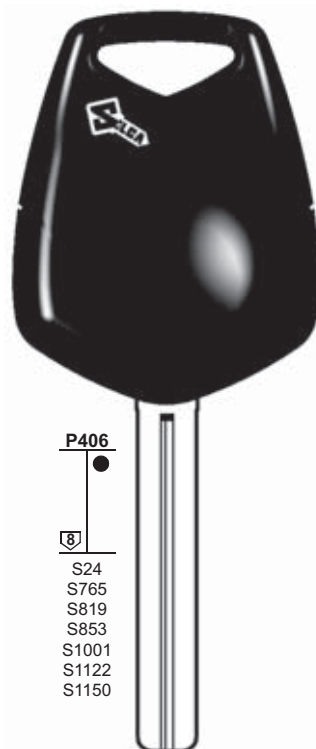

KIA3RT14
Y 2001-3000





KIA3REHP
Y 2001-3000




KIA7T14
G 0001-2500
J 0001-2500
K 0001-2500
L 0001-1000
P 0001-2500




TOY40EHP
. . . . 1-5000
L 0001-1000
G 0001-2500
J 0001-2500
K 0001-2500
P 0001-2500
. . . . 30001-31200

TOYOTA

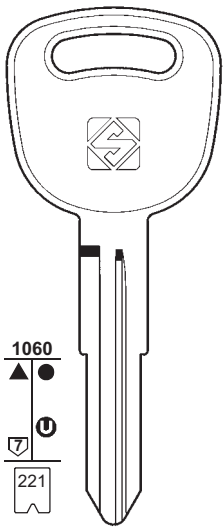
1	2	2a	3	6	71	72	42	43 44a	9b	10b 10c	12	15	A	B	C	D										
				IGNITION 																						
CAR MAKE/MODEL	FROM	TO	SILCA REF.	TRANSP. TYPE	ID	COPY	ID	COPY	ID	COPY	STP															
	1995	2010	 Ref.		 FAST COPY PLUS RW4 PLUS	 FAST COPY PLUS RW4 PLUS	 FAST COPY RW4	 FAST COPY RW4	 RW3	 RW3																

KIA


MORNING	2006		HYN6T14	PH / CR2	46		46		46							
MORNING	2006		HYN6EHP	PH / CR2	46	Y	46	P-BOX	46							
OPTIMA	2001	2006	KIA3RT14	PH / CR2	46		46		46							
OPTIMA	2001	2006	KIA3REHP	PH / CR2	46	Y	46	P-BOX	46							
OPTIMA	2006		HYN14T14	PH / CR2	46		46		46							
OPTIMA	2006		HYN14EHP	PH / CR2	46	Y	46	P-BOX	46							
PICANTO	2004	2008	HYN6EHP	PH / CR2	46	Y	46	P-BOX	46							
PICANTO	2004	2008	HYN6T14	PH / CR2	46		46		46							
PICANTO	2008		TOY40EHP	PH / CR2	46	Y	46	P-BOX	46							
PICANTO	2008		KIA7T14	PH / CR2	46		46		46							
PRIDE	1999	2001		MEG / CR	48		48		48							

PER: 
FOR:

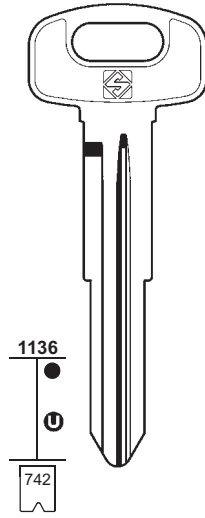
KIA



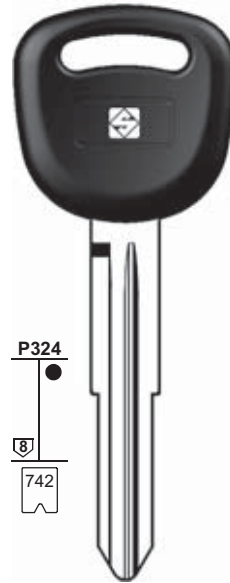

KIA1R
Y 7001-8200



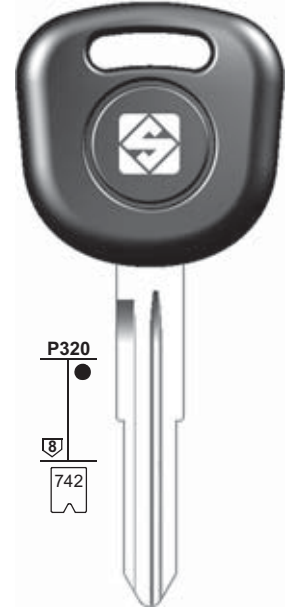

KIA1RAP
Y 7001-8200




KIA3R
Y 2001-3000




KIA3RAP
Y 2001-3000



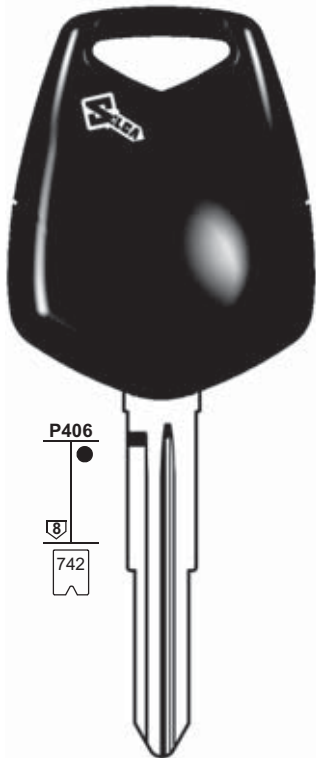

KIA3RT16
Y 2001-3000


KIA3RT14
Y 2001-3000

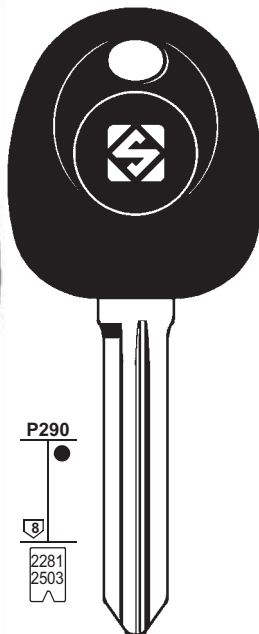

KIA3RT5
Y 2001-3000

PER: 
FOR:

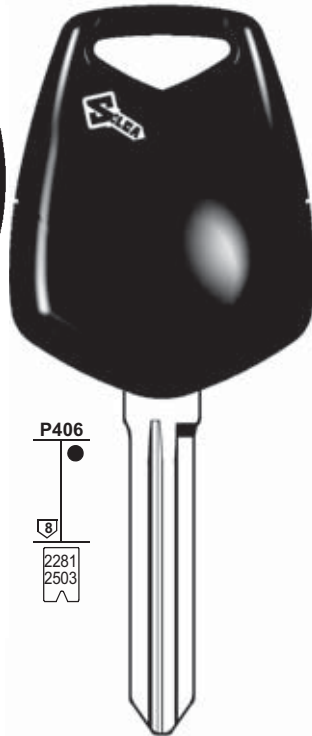
KIA





KIA3REH2
Y 2001-3000

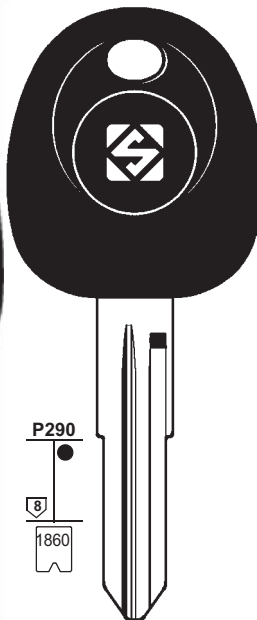



KIA3REHP
Y 2001-3000



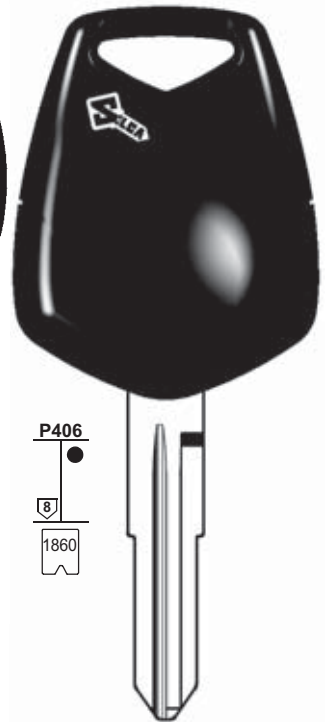

HYN14T14
H 1-2500
P 1-2500
T 1-2500
M 1-2500
V 1-1200

HYUNDAI




HYN14EHP
H 1-2500
P 1-2500
T 1-2500
M 1-2500
V 1-1200


HYN15T14
WA 1001-3040





HYN15EHP
WA 1001-3040

HYUNDAI

1	2	2a	3	6	71	72	42	43 44a	9b	10b 10c	12	15	A	B	C	D	
IGNITION																	
CAR MAKE/MODEL	FROM	TO	SILCA REF.	TRANSP. TYPE	ID	COPY	ID	COPY	ID	COPY	STP						
	1995	2010	 Ref.		 FAST COPY PLUS RW4 PLUS	 FAST COPY PLUS RW4 PLUS	 FAST COPY RW4	 FAST COPY RW4	 RW3	 RW3							
KIA																	
PRIDE	1999	2001	KIA3R										⇐	⇐	⇐		
RIO	2001	2005	KIA3REH2	TEX / CR	60	Y	60	Y	60	PC			⇐	⇐			
RIO	2001	2005	KIA3RT16	TEX / CR	60		60		60				⇐	⇐			
RIO	2006		HYN15T14	PH / CR2	46		46		46				⇐	⇐	⇐	⇐	
RIO	2006		HYN15EHP	PH / CR2	46	Y	46	P-BOX	46				⇐	⇐	⇐	⇐	
SEDONA	2002	2005	KIA3RT14	PH / CR2	46		46		46				⇐	⇐	⇐	⇐	
SEDONA	2002	2005	KIA3REHP	PH / CR2	46	Y	46	P-BOX	46				⇐	⇐	⇐	⇐	
SEDONA	2006		HYN14T14	PH / CR2	46		46		46				⇐		⇐	⇐	
SEDONA	2006		HYN14EHP	PH / CR2	46	Y	46	P-BOX	46				⇐		⇐	⇐	
SEPHIA (USA)	1994	2001	KIA1R										⇐	⇐	⇐	⇐	
SEPHIA (USA)	1994	2001	KIA1RAP										⇐	⇐	⇐	⇐	
SEPHIA	2002	2004	KIA3REHP	PH / CR2	46	Y	46	P-BOX	46				⇐	⇐	⇐	⇐	
SEPHIA	2002	2004	KIA3RT14	PH / CR2	46		46		46				⇐	⇐	⇐	⇐	
SHUMA	1998	2000	KIA3R										⇐	⇐	⇐	⇐	
SHUMA	1998	2000	KIA3RAP										⇐	⇐	⇐	⇐	
SHUMA	1998	2001	KIA3RT5	MEG	13	Y	13	Y	13	Y			⇐	⇐	⇐	⇐	
SHUMA	2000	2001	KIA3RT16	TEX / CR	60		60		60				⇐	⇐	⇐	⇐	
SORENTO	1998		KIA3R										⇐	⇐	⇐	⇐	

PER: 
FOR: 

KIA








KIA1R
Y.....
7001-8200


KIA1RP
Y.....
7001-8200


KIA2R
Y.....
7001-8200

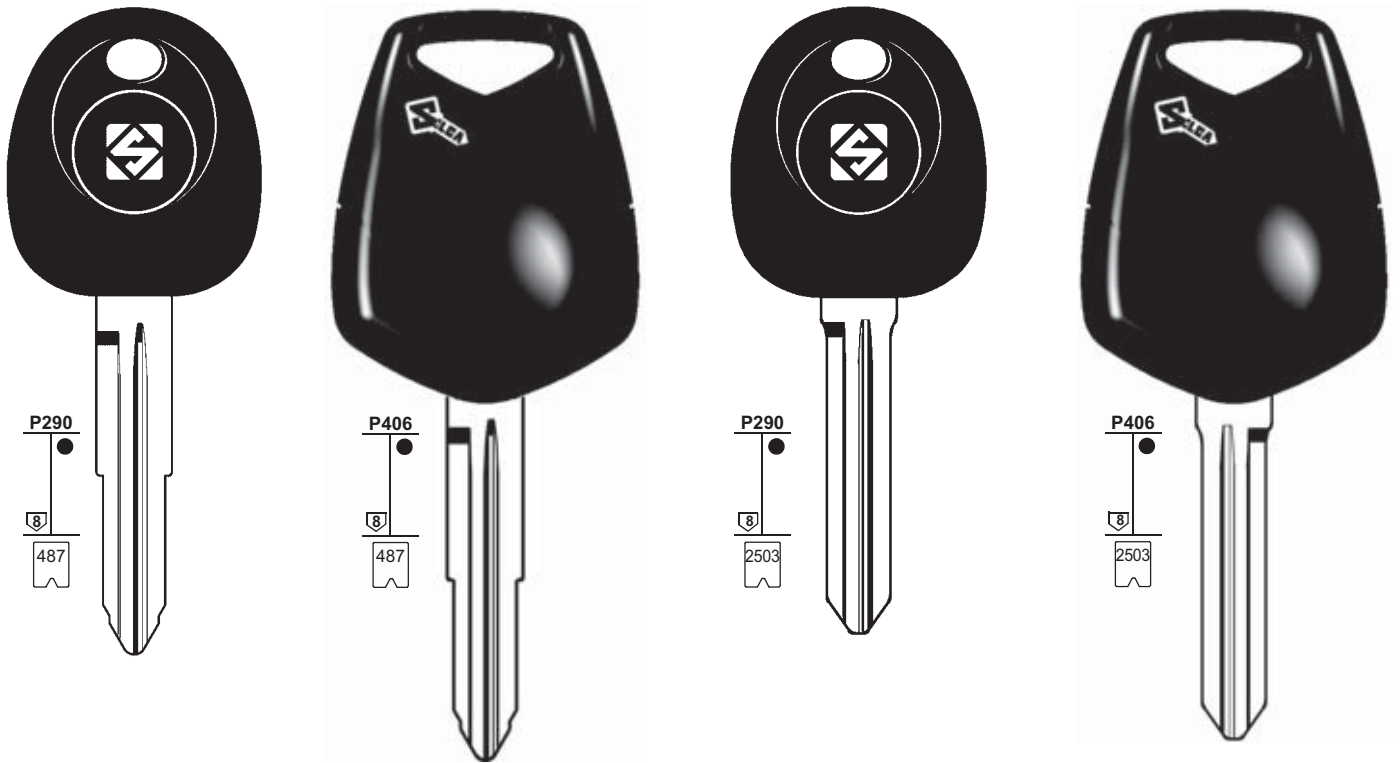
 
KIA3RT5
Y..... 2001-3000

 
KIA7T14
G..... 0001-2500
J..... 0001-2500
K..... 0001-2500
L..... 0001-1000
P..... 0001-2500

 
TOY40EHP
..... 1-5000
L..... 0001-1000
G..... 0001-2500
J..... 0001-2500
K..... 0001-2500
P..... 0001-2500
..... 30001-31200 **TOYOTA**


PER: 
FOR: 

KIA



 
HYN7RT14
S..... 1-1000

 
HYN7REHP
S..... 1-1000

 
HYN14RT14
M..... 1-2500
T..... 1-2500
WC..... 1001-3500

 
HYN14REHP
M..... 1-2500
T..... 1-2500
WC..... 1001-3500

HYUNDAI

HYUNDAI

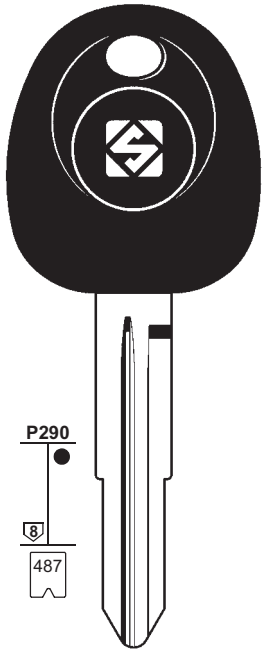
1	2	2a	3	6	71	72	42	43 44a	9b	10b 10c	12	15	A	B	C	D
				IGNITION 												
CAR MAKE/MODEL 	FROM 1995 	TO 2010 	SILCA REF. Ref.	TRANSP. TYPE 	ID FAST COPY PLUS RW4 PLUS	COPY FAST COPY PLUS RW4 PLUS	ID FAST COPY RW4	COPY FAST COPY RW4	ID RW3	COPY RW3	STP 					

KIA

CAR MAKE/MODEL	FROM	TO	SILCA REF.	TRANSP. TYPE	ID	COPY	ID	COPY	ID	COPY	STP	12	15	A	B	C	D
SORENTO	2002	2009	HYN7RT14	PH / CR2	46		46		46					↔	↔		↔
SORENTO	2002	2009	HYN7REHP	PH / CR2	46	Y	46	P-BOX	46					↔	↔		↔
SORENTO	2010		KIA7T14	PH / CR2	46		46		46					↔	↔		↔
SORENTO	2010		TOY40EHP	PH / CR2	46	Y	46	P-BOX	46					↔	↔		↔
SOUL	2009		HYN14RT14	PH / CR2	46		46		46					↔	↔	↔	↔
SOUL	2009		HYN14REHP	PH / CR2	46	Y	46	P-BOX	46					↔	↔	↔	↔
SPECTRA	2004			PH / CR2	46		46		46					↔	↔		↔
SPORTAGE (USA)	1996		KIA2R											↔	↔	↔	↔
SPORTAGE	1995	1998	KIA1R											↔	↔	↔	↔
SPORTAGE	1995	1998	KIA1RP											↔	↔	↔	↔
SPORTAGE	1998	1999	KIA3RT5	MEG	13	Y	13	Y	13	Y				↔	↔	↔	↔
SPORTAGE	1999	2001		MEG / CR	48		48		48					↔	↔	↔	↔

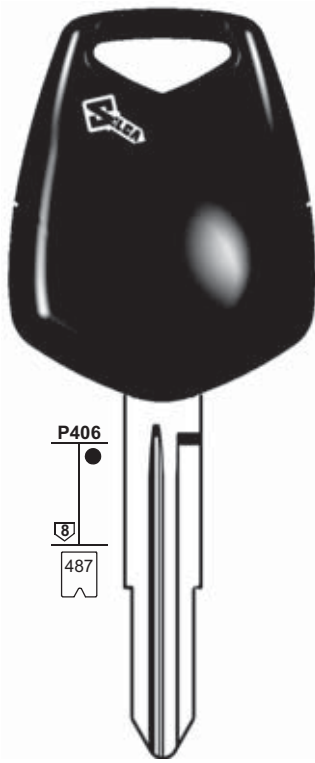
PER: 
FOR:

KIA



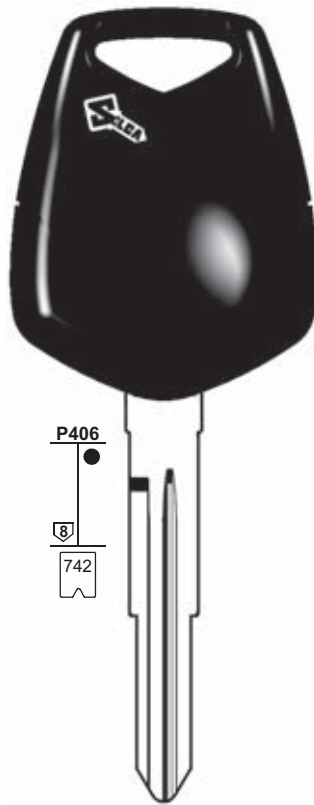
P290
8
487


HYN6T14
T.... 1-1000



P406
8
487


HYN6EHP
T.... 1-1000



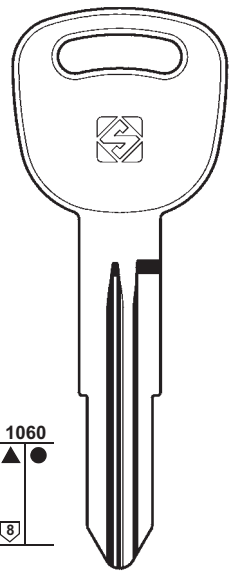
P406
8
742


KIA6REH2
Y.... 2001-3000



P320
8
742


KIA3RT16
Y.... 2001-3000



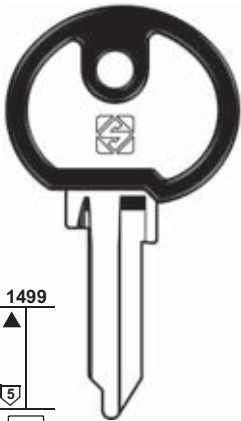
1060
8


KIA5

HYUNDAI

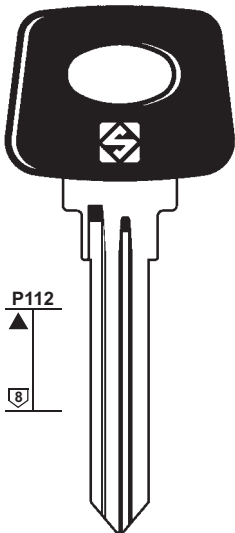
PER: 
FOR:

LADA



1499
5
23
26

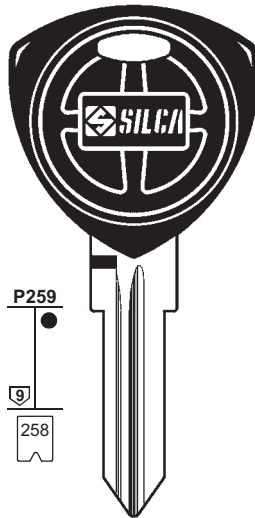

NE20NP
..... A/Z
A/Z
A/Z A/Z
1-2-3-5-7
..... A/Z
0-4-6-8-9
NEIMAN



P112
8

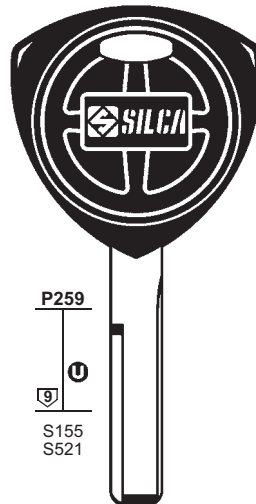

LD6RP

LANCIA



P259
9
258

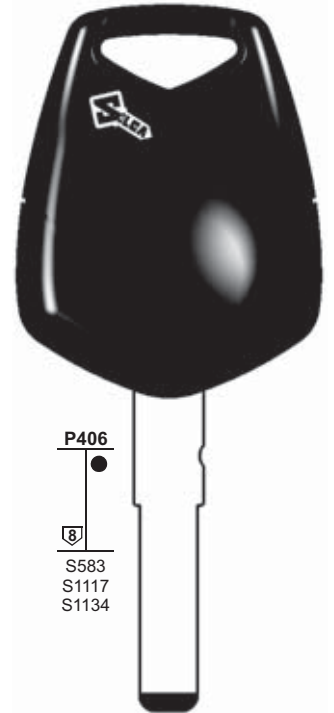

GT18RT5
W....
0001-9640



P259
9
S155
S521


SIP16T2
.....
(LA.....)
1-17735

GIOBERT - TRW SPEA



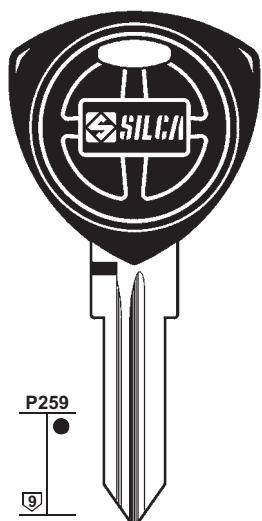
P406
8
S583
S1117
S1134


SIP22EHP
DE..... 1-11210
..... 0001-2000

GIOBERT - TRW SPEA

PER: 
FOR: 

LANCIA



P259
9
258


GT18RT5
W
0001-9640

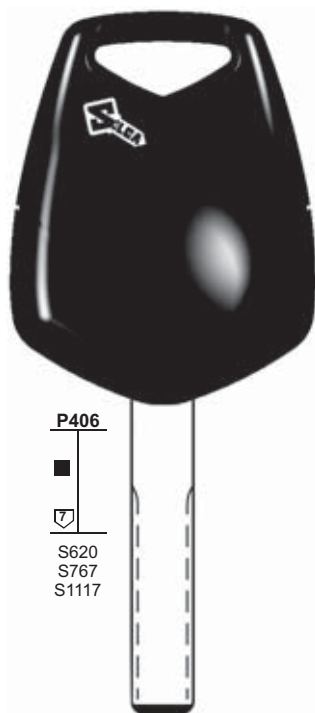
GIOBERT - TRW SPEA



P386
7
S620
S767
S1117


HU83T14
..... 1-2000

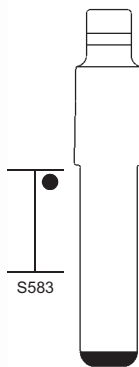
HUF - VALEO



P406
7
S620
S767
S1117


HU83EHP
1-2000

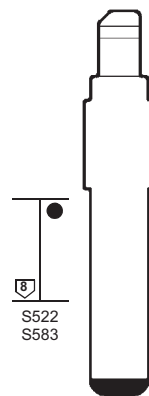
HUF - VALEO



S583


SIP18T
DE
1-11210

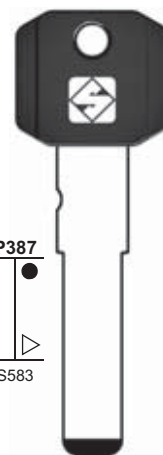
GIOBERT - TRW SIPEA



S522
S583


SIP29T
DE
1-11210

GIOBERT - TRW SIPEA



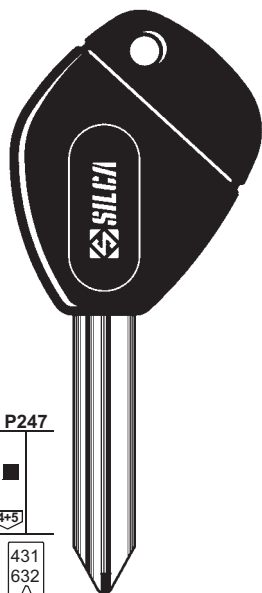
P387
S583


SIP22KP
DE
1-11210

Car Keys Guide

PER: 
FOR: 

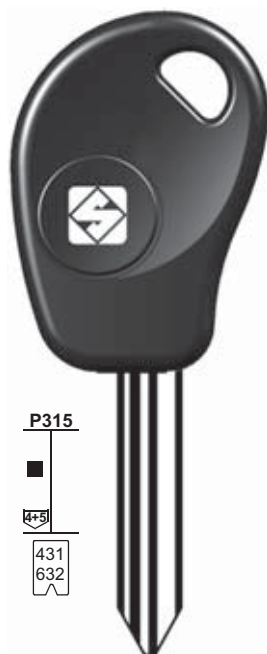
LANCIA



P247
4+5
431
632


SX9CP

SIMPLEX

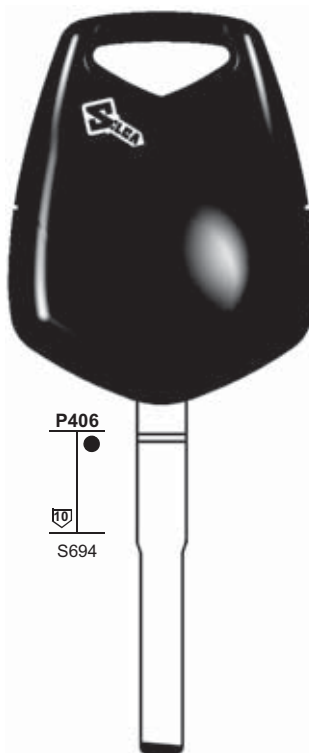


P315
4+5
431
632


SX9T5

.....
0111111-628888
..... H
0111111-628888
63/99 1-2-4-6-8
63/99 H 1-2-4-6-8

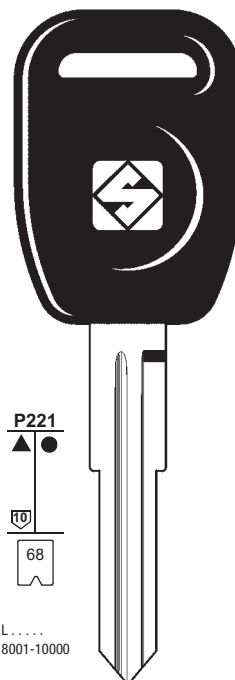
LAND ROVER



P406
10
S694


HU101EHP
..... 1-4000



















HUF



P221
68
L
8001-10000

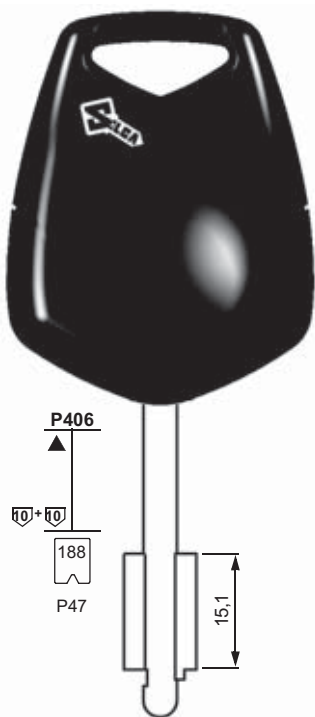

NE75EP
L
8001-10000

NEIMAN

1	2	2a	3	6	71	72	42	43 44a	9b	10b 10c	12	15	A	B	C	D				
				<div style="text-align: center;">  <p>IGNITION</p> </div>																
CAR MAKE/MODEL 	FROM 1995 	TO 2010 	SILCA REF.  Ref.	TRANSP. TYPE 	ID  FAST COPY PLUS RW4 PLUS	COPY  FAST COPY PLUS RW4 PLUS	ID  FAST COPY RW4	COPY  FAST COPY RW4	ID  RW3	COPY  RW3	STP 									
LANCIA																				
PHEDRA	2002		HU83EHP	PH / CR2	46	Y	46	P-BOX	46				↔	↔	↔	↔				
PHEDRA	2002		HU83T14	PH / CR2	46		46		46				↔	↔	↔	↔				
SOME MODELS	2000		SIP18T										↔	↔		↔				
SOME MODELS	2000		SIP22KP										↔	↔		↔				
SOME MODELS	2005		SIP29T										↔	↔						
THESIS	2002			MEG / CR	48		48		48				↔	↔		↔				
Y	1995	2003	GT18RT5	TEMIC	11	Y	11	Y	11	Y	T-F	S1	↔	↔		↔				
YPSILON	2003			MEG / CR	48		48		48				↔	↔		↔				
Z 2000	1994	1997	SX9CP										↔	↔		↔				
Z 2000	1998	2001	SX9T5	PH	33	Y	33	Y	33	Y	B-F?	S1	↔	↔		↔				
LAND ROVER																				
4.0 / 4.6 SE	1995												↔	↔		↔				
DEFENDER	1998												↔	↔		↔				
DISCOVERY 3	2006	2009		PH / CR2	46		46		46				↔	↔		↔				
DISCOVERY 3	2006	2009	HU101EHP	PH / CR2	46	Y	46	P-BOX	46				↔	↔		↔				
DISCOVERY	1995												↔	↔		↔				
DISCOVERY	1996	1997	NE75EP										↔	↔	↔	↔				
FREELANDER	1998	2003											↔	↔		↔				
FREELANDER	2003			PH / CR2	46		46		46				↔	↔		↔				
RANGE ROVER SPORT	2006	2009		PH / CR2	46		46		46				↔	↔		↔				
RANGE ROVER SPORT	2006	2009	HU101EHP	PH / CR2	46	Y	46	P-BOX	46				↔	↔		↔				
RANGE ROVER	1995												↔	↔		↔				
RANGE ROVER	2005			PH / CR2	46		46		46				↔	↔		↔				

PER: 
FOR: 

LDV




FO19EH2
C 1-2-3-4-5

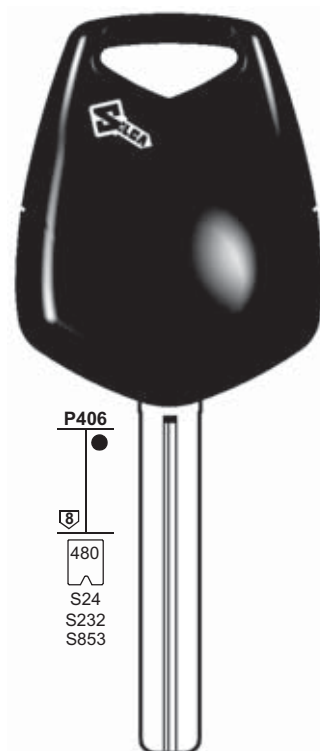
CHUBB

LEXUS




TOY40BT4
..... 1-5000

TOYOTA




TOY40EH2
..... 1-5000
L 0001-1000

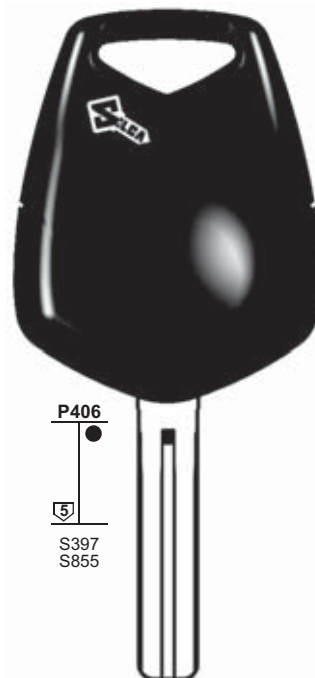
PER: 
FOR: 

LEXUS






















TOY48BT4
..... 40000-49999

TOYOTA




TOY48EH2
..... 40000-49999

1	2	2a	3	6	71	72	42	43 44a	9b	10b 10c	12	15	A	B	C	D
IGNITION 																
CAR MAKE/MODEL 	FROM 1995 	TO 2010 	SILCA REF.  Ref.	TRANSP. TYPE 	ID  FAST COPY PLUS RW4 PLUS	COPY  FAST COPY PLUS RW4 PLUS	ID  FAST COPY RW4	COPY  FAST COPY RW4	ID  RW3	COPY  RW3	STP 					
LDV																
CONVOY	1998	2000	FO19EH2	TEXAS	4C	Y	4C	Y	4C	Y			↔	↔		↔
CUB	1998	2000	FO19EH2	TEXAS	4C	Y	4C	Y	4C	Y			↔	↔		↔
LEXUS																
ALTEZZA [J]	1999		TOY48BT4	TEXAS	4C		4C		4C			E	↔	↔		↔
ALTEZZA [J]	1999		TOY48EH2	TEXAS	4C	Y	4C	Y	4C	Y			↔	↔		↔
CELSIOR [J]	1997		TOY40BT4	TEXAS	4C		4C		4C			E	↔	↔		↔
CELSIOR [J]	1997		TOY40EH2	TEXAS	4C	Y	4C	Y	4C	Y			↔	↔		↔
ES300	1998	2001	TOY40BT4	TEXAS	4C		4C		4C			E	↔	↔		↔
ES300	1998	2001	TOY40EH2	TEXAS	4C	Y	4C	Y	4C	Y			↔	↔		↔
ES300	2002	2003	TOY48BT4	TEXAS	4C		4C		4C			I	↔	↔		↔
ES300	2002	2003	TOY48EH2	TEXAS	4C	Y	4C	Y	4C	Y			↔	↔		↔
ES330	2004	2007		TEX / CR	68		68		68				↔	↔		↔
ES330	2004	2007	TOY48EH2	TEX / CR	68	Y	68	Y	68	PC			↔	↔		↔
ES350	2007			TEX / CR	68		68		68				↔	↔		↔
GS/LS/LX	1998		TOY48BT4	TEXAS	4C		4C		4C			E				
GS/LS/LX	1998		TOY48EH2	TEXAS	4C	Y	4C	Y	4C	Y			↔	↔		↔
GS300/400 [J]	1998		TOY48BT4	TEXAS	4C		4C		4C			E	↔	↔	↔	↔
GS300/400 [J]	1998		TOY48EH2	TEXAS	4C	Y	4C	Y	4C	Y			↔	↔	↔	↔
GS300	1998	2001	TOY48BT4	TEXAS	4C		4C		4C			E	↔	↔		↔
GS300	1998	2005	TOY48EH2	TEXAS	4C	Y	4C	Y	4C	Y			↔	↔		↔
GS300	2002	2005	TOY48BT4	TEXAS	4C		4C		4C			I	↔	↔		↔
GS300	2005	2007		TEX / CR	68		68		68			I	↔	↔		↔
GS300	2005	2007	TOY48EH2	TEX / CR	68	Y	68	Y	68	PC			↔	↔		↔
GS350	2007			TEX / CR	68		68		68				↔	↔		↔
GS400	1998	2001	TOY48BT4	TEXAS	4C		4C		4C			E	↔	↔		↔
GS400	1998	2001	TOY48EH2	TEXAS	4C	Y	4C	Y	4C	Y			↔	↔		↔
GS430	2001	2005	TOY48BT4	TEXAS	4C		4C		4C			I	↔	↔		↔
GS430	2001	2005	TOY48EH2	TEXAS	4C	Y	4C	Y	4C	Y			↔	↔		↔
GS430	2005	2007		TEX / CR	68		68		68				↔	↔		↔
GS430	2005	2007	TOY48EH2	TEX / CR	68	Y	68	Y	68	PC			↔	↔		↔
GS450h	2007			TEX / CR	68		68		68				↔	↔		↔
GS460	2007			TEX / CR	68		68		68				↔	↔		↔
GX470	2003	2007		TEX / CR	68		68		68				↔	↔		↔
GX470	2003	2007	TOY48EH2	TEX / CR	68	Y	68	Y	68	PC			↔	↔		↔
IS200	1999	2005	TOY48BT4	TEXAS	4C		4C		4C			E	↔	↔		↔
IS200	1999	2005	TOY48EH2	TEXAS	4C	Y	4C	Y	4C	Y			↔	↔		↔
IS220d	2005		SMART KEY	TEX / CR	68		68		68							
IS250	2005		SMART KEY	TEX / CR	68		68		68							
IS300	2001	2005	TOY48BT4	TEXAS	4C		4C		4C			E	↔	↔		↔

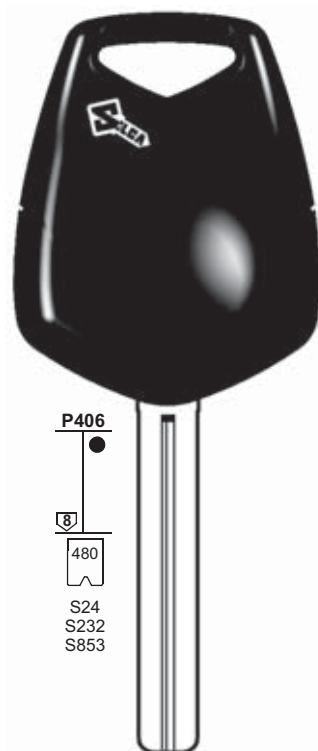
PER: 
FOR:

LEXUS



P322
■ ●
8
S232
S24


TOY40BT4
..... 1-5000



P406
● ■
8
480
S24
S232
S853


TOY40EH2
..... 1-5000
L 0001-1000

TOYOTA

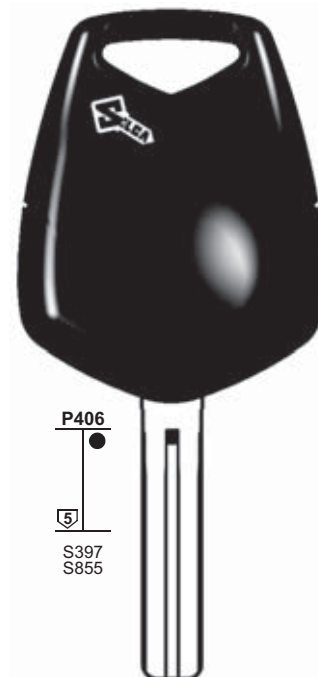
PER: 
FOR:

LEXUS



P322
■ ●
5
S397
S855


TOY48BT4
..... 40000-49999



P406
● ■
5
S397
S855


TOY48EH2
..... 40000-49999

TOYOTA

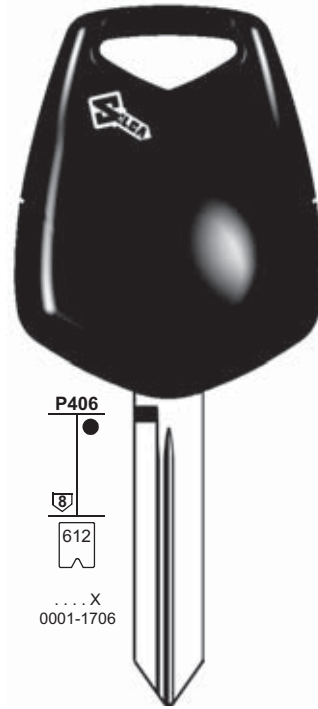
1	2	2a	3	6	71	72	42	43 44a	9b	10b 10c	12	15	A	B	C	D	
IGNITION																	
CAR MAKE/MODEL	FROM	TO	SILCA REF.	TRANSP. TYPE	ID	COPY	ID	COPY	ID	COPY	STP						
	1995	2010	 Ref.		 FAST COPY PLUS RW4 PLUS	 FAST COPY PLUS RW4 PLUS	 FAST COPY RW4	 FAST COPY RW4	 RW3	 RW3							
LEXUS																	
IS300	2001	2005	TOY48EH2	TEXAS	4C	Y	4C	Y	4C	Y			↔	↔		↔	
IS300	2002	2003	TOY48BT4	TEXAS	4C		4C		4C			I	↔	↔		↔	
IS300	2005		SMART KEY	TEX / CR	68		68		68								
IS350	2005		SMART KEY	TEX / CR	68		68		68								
LAND CRUISER [J]	1999		TOY40BT4	TEXAS	4C		4C		4C			E	↔	↔		↔	
LAND CRUISER [J]	1999		TOY40EH2	TEXAS	4C	Y	4C	Y	4C	Y			↔	↔		↔	
LS200	1999		TOY48BT4	TEXAS	4C		4C		4C			E	↔	↔		↔	
LS200	1999		TOY48EH2	TEXAS	4C	Y	4C	Y	4C	Y			↔	↔		↔	
LS400	1997		TOY40BT4	TEXAS	4C		4C		4C			E	↔	↔		↔	
LS400	1997		TOY40EH2	TEXAS	4C	Y	4C	Y	4C	Y			↔	↔		↔	
LS400	1999	2001	TOY48BT4	TEXAS	4C		4C		4C			E	↔	↔		↔	
LS400	1999	2003	TOY48EH2	TEXAS	4C	Y	4C	Y	4C	Y			↔	↔		↔	
LS400	2002	2003	TOY48BT4	TEXAS	4C		4C		4C			I	↔	↔		↔	
LS430	2001	2004		TEX / CR	68		68		68				↔	↔		↔	
LS430	2001	2004	TOY48EH2	TEX / CR	68	Y	68	Y	68	PC			↔	↔		↔	
LS430	2004	2006	SMART KEY	TEX / CR	68		68		68								
LS460	2007		SMART KEY	TEX / CR	68		68		68								
LX450	1998		TOY40BT4	TEXAS	4C		4C		4C			E	↔	↔		↔	
LX450	1998		TOY40EH2	TEXAS	4C	Y	4C	Y	4C	Y			↔	↔		↔	
LX470	1999	2000	TOY40BT4	TEXAS	4C		4C		4C			E	↔	↔		↔	
LX470	1999	2000	TOY40EH2	TEXAS	4C	Y	4C	Y	4C	Y			↔	↔		↔	
LX470	2001	2002	TOY48BT4	TEXAS	4C		4C		4C				↔	↔		↔	
LX470	2001	2002	TOY48EH2	TEXAS	4C	Y	4C	Y	4C	Y			↔	↔		↔	
LX470	2003	2006		TEX / CR	68		68		68				↔	↔		↔	
LX470	2003	2005	TOY48EH2	TEX / CR	68	Y	68	Y	68	PC			↔	↔		↔	
RX300	1999	2001	TOY48BT4	TEXAS	4C		4C		4C			E	↔	↔		↔	
RX300	1999	2003	TOY48EH2	TEXAS	4C	Y	4C	Y	4C	Y							
RX300	2002	2003	TOY48BT4	TEXAS	4C		4C		4C			I	↔	↔		↔	
RX330	2004	2006		TEX / CR	68		68		68			E	↔	↔		↔	
RX330	2004	2006	TOY48EH2	TEX / CR	68	Y	68	Y	68	PC			↔	↔		↔	
RX350	2007			TEX / CR	68		68		68				↔	↔		↔	
RX350	2007		TOY48EH2	TEX / CR	68	Y	68	Y	68	PC			↔	↔		↔	
RX400h	2005			TEX / CR	68		68		68				↔		↔	↔	
SC300/400	1998	2001	TOY40BT4	TEXAS	4C		4C		4C			E	↔	↔		↔	
SC300/400	1998	2003	TOY40EH2	TEXAS	4C	Y	4C	Y	4C	Y			↔	↔		↔	
SC300/400	2002	2003	TOY40BT4	TEXAS	4C		4C		4C			I	↔	↔		↔	
SC430	2002	2006		TEX / CR	68		68		68				↔	↔		↔	
SC430	2002	2006	TOY48EH2	TEX / CR	68	Y	68	Y	68	PC			↔	↔		↔	

PER: 
FOR:

LINCOLN



P273
612
...X
0001-1706



P406
612
...X
0001-1706



FO38RT3



FO38REH2



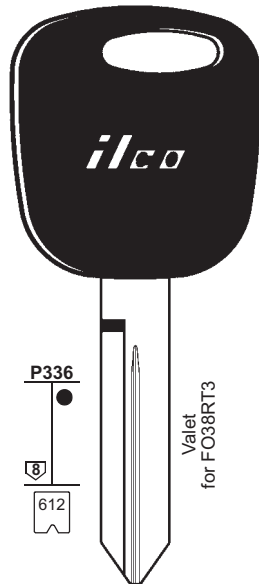
FO38RT17



STRATTEC

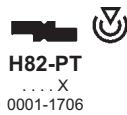
PER: 
FOR:

LINCOLN

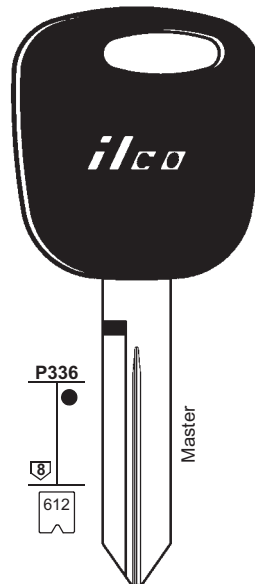


P336
612

Valet
for FO38RT3



H82-PT
...X
0001-1706




















P336
612

Master



H74-PT
...X
0001-1706

STRATTEC

1	2	2a	3	6	71	72	42	43 44a	9b	10b 10c	12	15	A	B	C	D
IGNITION 																
CAR MAKE/MODEL 	FROM 1995 	TO 2010 	SILCA REF.  Ref.	TRANSP. TYPE 	ID  FAST COPY PLUS RW4 PLUS	COPY  FAST COPY PLUS RW4 PLUS	ID  FAST COPY RW4	COPY  FAST COPY RW4	ID  RW3	COPY  RW3	STP 					
LINCOLN																
AVIATOR	2003	2005	FO38RT17	TEX / CR	63		63		63			C	↔	↔		↔
AVIATOR	2003	2005	FO38REH2	TEX / CR	63	Y	63	Y	63	PC			↔	↔		↔
BLACKWOOD	2002	2003	FO38REH2	TEXAS	4C	Y	4C	Y	4C	Y			↔	↔	↔	↔
BLACKWOOD	2002	2003	FO38RT3	TEXAS	4C		4C		4C			C	↔	↔	↔	↔
BLACKWOOD	2002	2003	H82-PT	TEXAS	4C		4C		4C			C	↔	↔	↔	
CONTINENTAL	1998	2002	FO38REH2	TEXAS	4C	Y	4C	Y	4C	Y			↔	↔	↔	↔
CONTINENTAL	1998	2002	FO38RT3	TEXAS	4C		4C		4C			C	↔	↔	↔	↔
CONTINENTAL	1998	2002	H82-PT	TEXAS	4C		4C		4C			C	↔	↔	↔	
CONTINENTAL	2002	2004	FO38RT17	TEX / CR	63		63		63			C	↔	↔		↔
CONTINENTAL	2002	2004	FO38REH2	TEX / CR	63	Y	63	Y	63	PC			↔	↔		↔
LHS	1998		FO38REH2	TEXAS	4C	Y	4C	Y	4C	Y			↔	↔	↔	↔
LHS	1998		FO38RT3	TEXAS	4C		4C		4C			C				
LS	2000	2006	FO38REH2	TEX / CR	60	Y	60	Y	60	PC			↔	↔	↔	↔
LS	2000	2006	H74-PT	TEX / CR	60		60		60			C	↔	↔	↔	↔
LS	2003	2006	FO38RT17	TEX / CR	63		63		63			C	↔	↔		↔
LS	2003	2006	FO38REH2	TEX / CR	63	Y	63	Y	63	PC			↔	↔		↔
MARK LT	2005	2007	FO38RT17	TEX / CR	63		63		63			B	↔	↔		↔
MARK LT	2005	2007	FO38REH2	TEX / CR	63	Y	63	Y	63	PC			↔	↔		↔
MARK LT	2008			TEX / CR	63		63		63			C	↔	↔		↔
MARK VIII	1997			MOTOROLA												
MKX	2007		FO38RT17	TEX / CR	63		63		63			C	↔	↔		↔
MKX	2007		FO38REH2	TEX / CR	63	Y	63	Y	63	PC			↔	↔		↔
MKZ	2006		FO38RT17	TEX / CR	63		63		63			C	↔	↔		↔
MKZ	2006		FO38REH2	TEX / CR	63	Y	63	Y	63	PC			↔	↔		↔
NAVIGATOR	1997	1998	FO38RT3	TEXAS	4C		4C		4C			C	↔	↔	↔	↔
NAVIGATOR	1997	2002	FO38REH2	TEXAS	4C	Y	4C	Y	4C	Y			↔	↔	↔	↔
NAVIGATOR	1999	2002	FO38RT3	TEXAS	4C		4C		4C			C	↔	↔	↔	↔
NAVIGATOR	2002	2004	FO38RT17	TEX / CR	63		63		63			C	↔	↔		↔
NAVIGATOR	2002	2008	FO38REH2	TEX / CR	63	Y	63	Y	63	PC			↔	↔		↔
NAVIGATOR	2005	2008	FO38RT17	TEX / CR	63		63		63			C	↔	↔		↔
NAVIGATOR	2009			TEX / CR	63		63		63			C	↔	↔		↔
TOWN CAR	1998	2002	FO38REH2	TEXAS	4C	Y	4C	Y	4C	Y			↔	↔	↔	↔
TOWN CAR	1998	2002	FO38RT3	TEXAS	4C		4C		4C			C	↔	↔	↔	↔
TOWN CAR	1998	2002	H82-PT	TEXAS	4C		4C		4C			C	↔	↔	↔	
TOWN CAR	2003		FO38REH2	TEX / CR	63	Y	63	Y	63	PC			↔	↔		↔
TOWN CAR	2003	2004	FO38RT17	TEX / CR	63		63		63			C	↔	↔		↔
TOWN CAR	2005		FO38RT17	TEX / CR	63		63		63			C	↔	↔		↔
ZEPHYR	2006		FO38RT17	TEX / CR	63		63		63			C	↔	↔		↔
ZEPHYR	2006		FO38REH2	TEX / CR	63	Y	63	Y	63	PC			↔	↔		↔

PER: 
FOR:

MAN

MAZDA

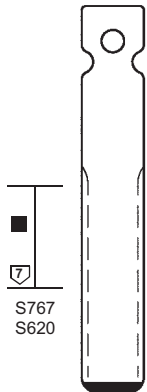


P386



S620
S767
S1117

..... 1-2000



S767
S620



HU83T5




HU83T



HUF - VALEO

HUF - VALEO



P115




220

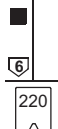
T.....
1-2-3-4
001-1050



FO21P



P258

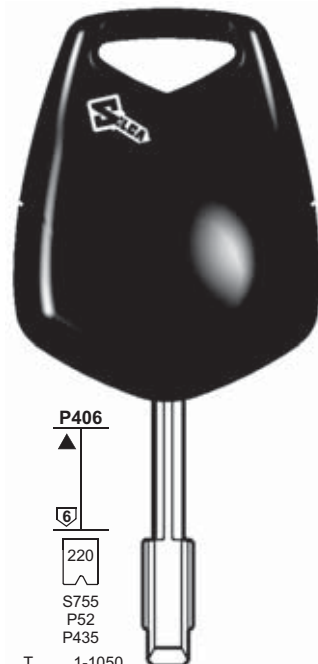


220

T..... 1-1050
T..... 1-2330
T..... 1051-2330
T..... 1-2-3-4



FO21T3



P406



220

T..... 1-1050
T..... 1-2330
T..... 1051-2330
T..... 1-2-3-4



FO21EH2

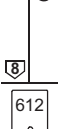
TIBBE - VALEO

PER: 
FOR:

MAZDA



P273



612



FO38RT3

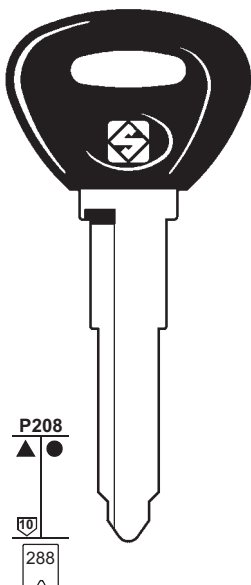
..... X
0001-1706



FO38RT17

..... X
0001-1706

STRATTEC



P208

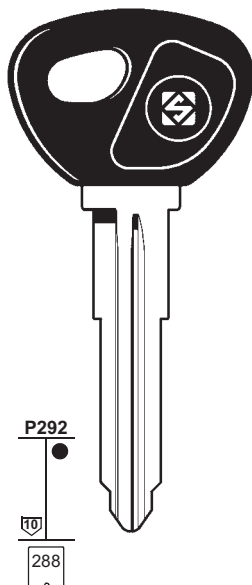


288

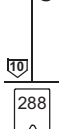


MAZ20REP

10100-12283



P292



288



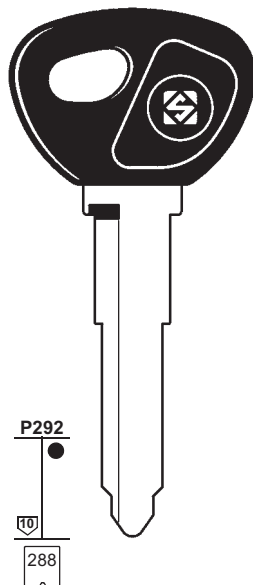
MAZ13T5

10100-12283

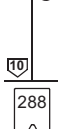


MAZ20RT5

..... 10100-12283



P292



288



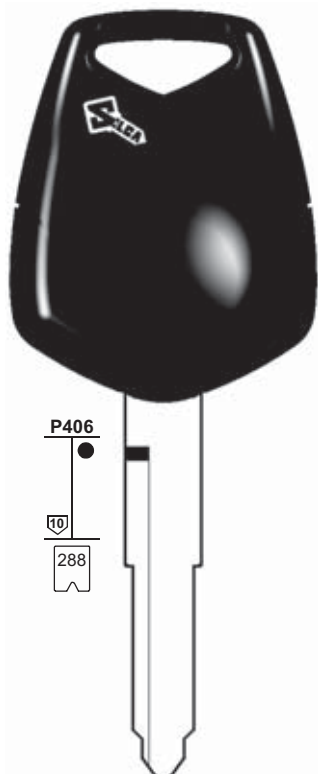
MAZ24RT5

..... 10100-12283

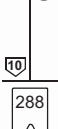


MAZ24RT17

..... 10100-12283



P406





















288



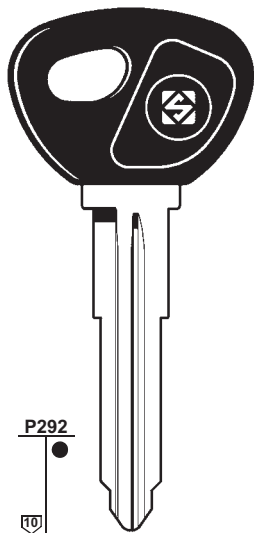
MAZ24REH2

..... 10100-12283

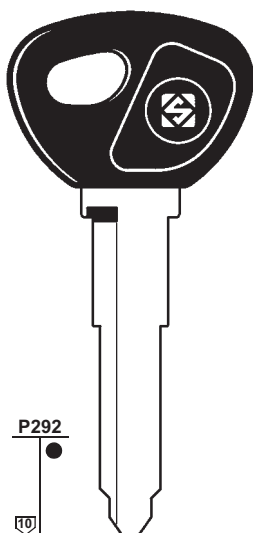
1	2	2a	3	6	71	72	42	43 44a	9b	10b 10c	12	15	A	B	C	D			
				IGNITION 															
CAR MAKE/MODEL 	FROM 1995 	TO 2010 	SILCA REF.  Ref.	TRANSP. TYPE 	ID  FAST COPY PLUS RW4 PLUS	COPY  FAST COPY PLUS RW4 PLUS	ID  FAST COPY RW4	COPY  FAST COPY RW4	ID  RW3	COPY  RW3	STP 								
MAN																			
SOME MODELS	2003		HU83T											↔	↔	↔	↔		
TGA	2003		HU83T5	MEG	13	Y	13	Y	13	Y									
MAZDA																			
121 (AUS)	1999	2001		TEM / CR	8C		8C		8C					↔	↔	↔	↔		
121	1995	1996	FO21P											↔	↔	↔	↔		
121	1997	2001	FO21EH2	TEXAS	4C	Y	4C	Y	4C	Y				↔	↔		↔		
121	1997	2001	FO21T3	TEXAS	4C		4C		4C					↔	↔	↔			
323	1995	1997	MAZ13T5	TEMIC	12	Y	12	Y	12	Y				↔	↔	↔	↔		
323	1997	1999	MAZ24RT5	PH	33	Y	33	Y	33	Y				↔	↔	↔	↔		
323	1997	1999	MAZ20REP											↔	↔	↔	↔		
323	1998	1999	MAZ24RT5	TEMIC	12	Y	12	Y	12	Y				↔	↔	↔	↔		
323	1999	2003		TEM / CR	8C		8C		8C					↔	↔	↔	↔		
626 (ES, LS, LUX)	1998	1999	MAZ24RT5	PH	33	Y	33	Y	33	Y		D		↔	↔	↔	↔		
626 (ES, LS, LUX)	1999	2002		TEM / CR	8C		8C		8C					↔	↔		↔		
626	1995	1999	MAZ20RT5	TEMIC	12	Y	12	Y	12	Y		D		↔	↔	↔	↔		
626	1999	2002		TEM / CR	8C		8C		8C			D		↔	↔	↔	↔		
B-SERIES P/U	1999	2000	FO38RT3	TEXAS	4C		4C		4C			C		↔	↔	↔	↔		
B-SERIES P/U	2001	2006		TEX / CR	60		60		60			C		↔	↔	↔	↔		
B-SERIES P/U	2007		FO38RT17	TEX / CR	63		63		63					↔	↔		↔		
BT-50	2006			TEM / CR	8C		8C		8C			S9		↔	↔	↔	↔		
CX-7	2007		MAZ24RT17	TEX / CR	63		63		63					↔	↔		↔		
CX-7	2007		MAZ24REH2	TEX / CR	63	Y	63	Y	63	PC				↔	↔		↔		
CX-9	2007		MAZ24RT17	TEX / CR	63		63		63					↔	↔		↔		
CX-9	2007		MAZ24REH2	TEX / CR	63	Y	63	Y	63	PC				↔	↔	↔	↔		
DEMIO [J]	2003		MAZ24RT17	TEX / CR	63		63		63					↔	↔				
DEMIO [J]	2003		MAZ24REH2	TEX / CR	63	Y	63	Y	63	PC				↔	↔				
DEMIO	1999	2002		TEM / CR	8C		8C		8C					↔	↔	↔	↔		
MAZDA 2	2003		MAZ24RT17	TEX / CR	63		63		63					↔	↔				
MAZDA 2	2003		MAZ24REH2	TEX / CR	63	Y	63	Y	63	PC				↔	↔				
MAZDA 3	2004		MAZ24REH2	TEX / CR	63	Y	63	Y	63	PC				↔	↔		↔		
MAZDA 3	2004		MAZ24RT17	TEX / CR	63		63		63					↔	↔		↔		
MAZDA 5	2005		MAZ24RT17	TEX / CR	63		63		63					↔	↔		↔		
MAZDA 5	2005		MAZ24REH2	TEX / CR	63	Y	63	Y	63	PC				↔	↔		↔		
MAZDA 6	2003		MAZ24RT17	TEX / CR	63		63		63					↔	↔				
MAZDA 6	2003		MAZ24REH2	TEX / CR	63	Y	63	Y	63	PC				↔	↔				
MIATA	2001	2005		TEM / CR	8C		8C		8C					↔	↔	↔	↔		
MPV	2000	2006		TEM / CR	8C		8C		8C										
MX-3	1995	1998	MAZ13T5	TEMIC	12	Y	12	Y	12	Y				↔	↔	↔	↔		
MX-5	1995	1998	MAZ13T5	TEMIC	12	Y	12	Y	12	Y				↔	↔	↔	↔		

PER: 
FOR: 

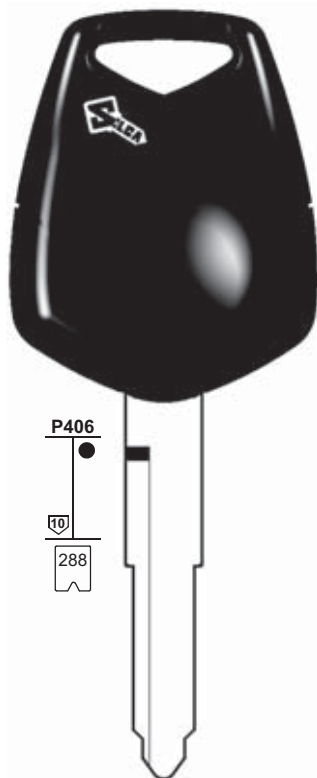
MAZDA



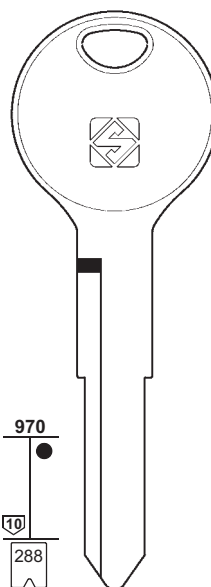

MAZ20RT5
..... 10100-12283




MAZ24RT5
..... 10100-12283




MAZ24REH2
..... 10100-12283




MAZ25R
..... 10100-12283

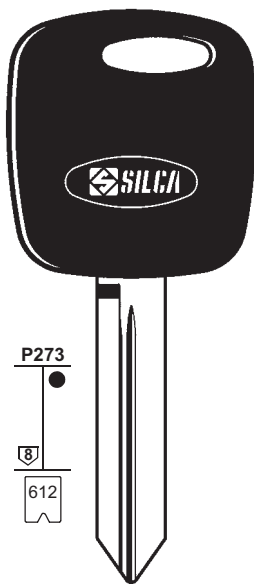



MIT14BT5
..... 30001-31200

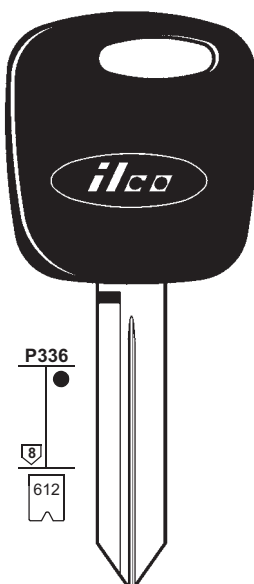
MITSUBISHI

PER: 
FOR: 

MAZDA



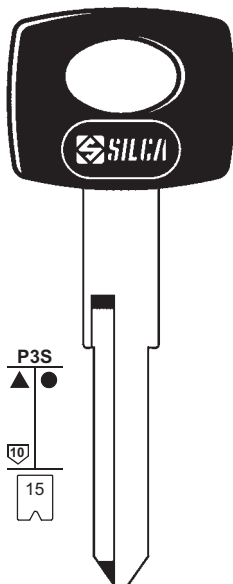

FO38RT17
..... X
0001-1706





H86-PT
..... X
0001-1706

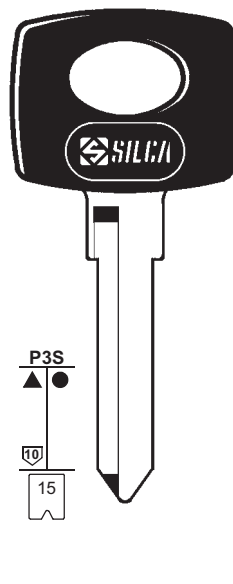
STRATTEC


MERCEDES



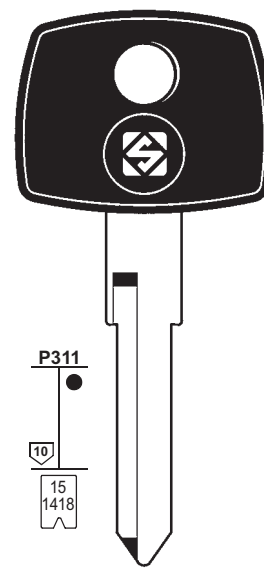

HU72RP
.. NF .. 1-99 .. 1-99
HM 1-1200
HM 2501-3500
HM 4001-7350
NF 1-1200
NM 2501-3500


WITTE




















YM15P
.. NF .. 1-99 .. 1-99
HM 1-1200
HM 2501-3500
HM 4001-7350
NF 1-1200
NM 2501-3500

YMOS




YM15T5
.. NF .. 1-99 .. 1-99
HM 1-1200
HM 2501-3500
HM 4001-7350
HM 6001-7109
NF 1-1200
NM 2501-3500

YMOS

1	2	2a	3	6	71	72	42	43 44a	9b	10b 10c	12	15	A	B	C	D			
																			
CAR MAKE/MODEL	FROM	TO	SILCA REF.	TRANSP. TYPE	ID	COPY	ID	COPY	ID	COPY	STP								
	1995	2010	 Ref.		 FAST COPY PLUS RW4 PLUS	 FAST COPY PLUS RW4 PLUS	 FAST COPY RW4	 FAST COPY RW4	 RW3	 RW3									
MAZDA																			
MX-5	1998	2000	MAZ24RT5	PH	33	Y	33	Y	33	Y									
MX-5	2000	2005		TEM / CR	8C		8C		8C										
MX-5	2005		MAZ24RT17	TEX / CR	63		63		63										
MX-5	2005		MAZ24REH2	TEX / CR	63	Y	63	Y	63	PC									
MX-6	1995	1997	MAZ20RT5	TEMIC	12	Y	12	Y	12	Y									
PREMACY	2000			TEM / CR	8C		8C		8C										
RX-8	2004		MAZ24REH2	TEX / CR	63	Y	63	Y	63	PC									
RX-8	2004		MAZ24RT17	TEX / CR	63		63		63										
SOME MODELS	2000		MAZ25R																
TRIBUTE	2001	2004	H86-PT	TEX / CR	60		60		60			H							
TRIBUTE	2005	2007	FO38RT17	TEX / CR	63		63		63			H							
TRIBUTE	2008			TEX / CR	63		63		63			C							
XEDOS 6	1995	1999	MAZ20RT5	TEMIC	12	Y	12	Y	12	Y									
XEDOS 9	1995	2002	MIT14BT5	TEMIC	12	Y	12	Y	12	Y									
MERCEDES																			
CLASSE A	1998			PH	33		33		33										
ML320	1998			PH	33		33		33										
SERIE C/E/S/SL	1995			PH	33		33		33										
VITO	1996		YM15P																
VITO	1997		HU72RP																
VITO	1998		YM15T5	MEG	13	Y	13	Y	13	Y	M-V								
VITO	1999		YM15T5	TEMIC	12	Y	12	Y	12	Y									

PER: 
FOR: 

MERCURY

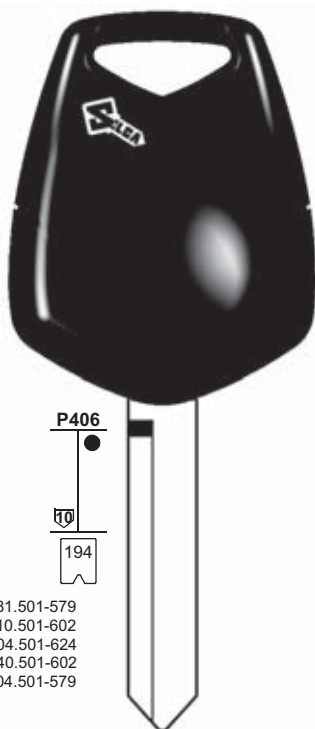


P273
194

- ... A ... 101-381.501-579
- ... B ... 101-410.501-602
- ... C ... 101-404.501-624
- ... D ... 101-340.501-602
- ... E ... 101-304.501-579



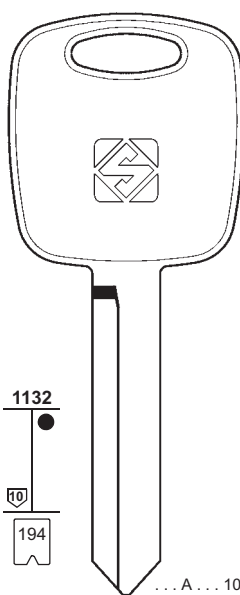
FO26T3



P406
194



FO26EH2

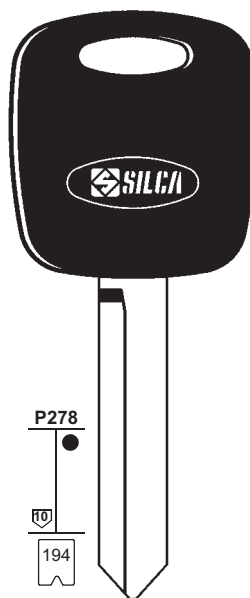


1132
194

- ... A ... 101-381.501-579
- ... B ... 101-410.501-602
- ... C ... 101-404.501-624
- ... D ... 101-340.501-602
- ... E ... 101-304.501-579



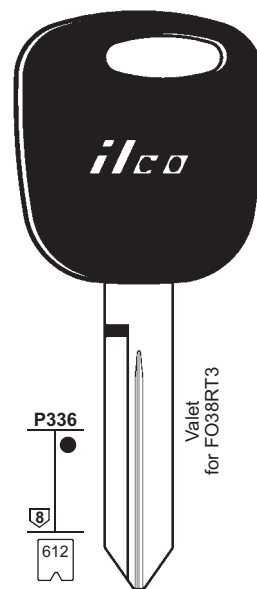
FO39



P278
194



FO39CP



P336
612

Valet
for FO38RT3

- ... X
0001-1706



H82-PT

STRATTEC



STRATTEC

STRATTEC

PER: 
FOR: 

MERCURY

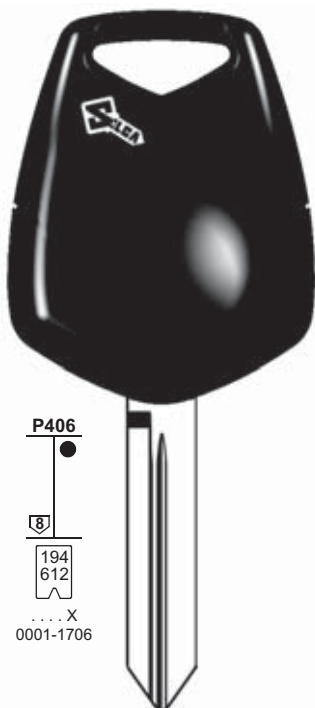


P273
612

- ... X
0001-1706



FO38RT3



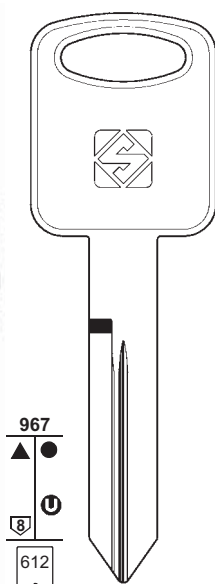
P406
194
612

- ... X
0001-1706



FO38RT17

STRATTEC

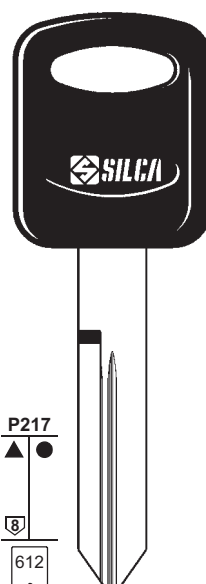


967
612

- ... X 0001-1706
- ... Y 0001-1200



FO40R



P217
612

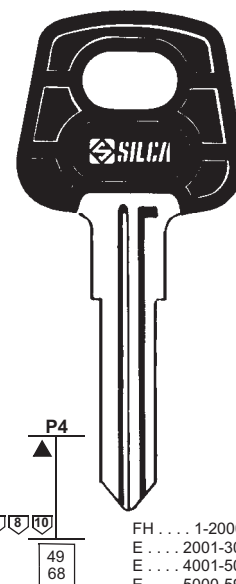
- ... X 0001-1706
- ... Y 0001-1200



FO40RBP

STRATTEC

MG



P4
49
68
505

- FH ... 1-2000
- E ... 2001-3000
- E ... 4001-5000
- E ... 5000-5999
- E ... 8000-8999
- E ... 6001-7000
- L ... 8001-10000
- NSP ... 4000-4999
- NSP ... 7001-9000
- S ... 2001-3000



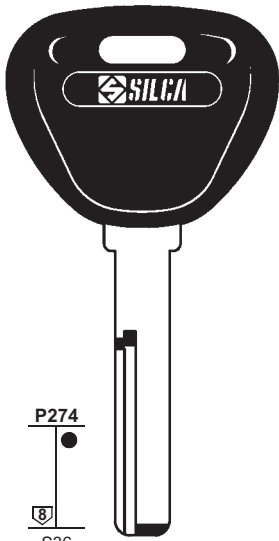
NE38P

NEIMAN

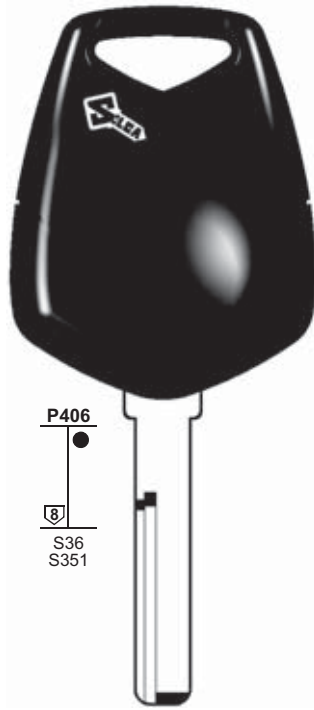
1	2	2a	3	6	71	72	42	43 44a	9b	10b 10c	12	15	A	B	C	D
IGNITION																
CAR MAKE/MODEL	FROM	TO	SILCA REF.	TRANSP. TYPE	ID	COPY	ID	COPY	ID	COPY	STP					
	1995	2010	 Ref.		 FAST COPY PLUS RW4 PLUS	 FAST COPY PLUS RW4 PLUS	 FAST COPY RW4	 FAST COPY RW4	 RW3	 RW3						
MERCURY																
COUGAR	1998	1999	FO38RT3	TEXAS	4C		4C		4C			C	↔	↔	↔	↔
COUGAR	1999	2002	FO26EH2	TEXAS	4C	Y	4C	Y	4C	Y			↔	↔	↔	↔
COUGAR	1999	2002	FO26T3	TEXAS	4C		4C		4C			C	↔	↔	↔	↔
GRAND MARQUIS	1998	2002	FO38REH2	TEXAS	4C	Y	4C	Y	4C	Y			↔	↔	↔	↔
GRAND MARQUIS	1998	2002	FO38RT3	TEXAS	4C		4C		4C			C	↔	↔	↔	↔
GRAND MARQUIS	1998	2002	H82-PT	TEXAS	4C		4C		4C			C	↔	↔	↔	
GRAND MARQUIS	2003	2009	FO38RT17	TEX / CR	63		63		63			C	↔	↔		↔
GRAND MARQUIS	2003	2007	FO38REH2	TEX / CR	63	Y	63	Y	63	PC			↔	↔		↔
MARAUDER	2003	2005	FO38RT17	TEX / CR	63		63		63			C	↔	↔		↔
MARAUDER	2003	2005	FO38REH2	TEX / CR	63	Y	63	Y	63	PC			↔	↔		↔
MARINER	2005	2007	FO38RT17	TEX / CR	63		63		63			C	↔	↔		↔
MARINER	2005	2007	FO38REH2	TEX / CR	63	Y	63	Y	63	PC			↔	↔		↔
MARINER	2008			TEX / CR	63		63		63			C	↔	↔		↔
MILAN	2006		FO38RT17	TEX / CR	63		63		63			C	↔	↔		↔
MILAN	2006		FO38REH2	TEX / CR	63	Y	63	Y	63	PC			↔	↔		↔
MONTEGO	2005		FO38RT17	TEX / CR	63		63		63			C	↔	↔		↔
MONTEGO	2005		FO38REH2	TEX / CR	63	Y	63	Y	63	PC			↔	↔		↔
MONTEREY	2004		FO38RT17	TEX / CR	63		63		63			C	↔	↔		↔
MONTEREY	2004		FO38REH2	TEX / CR	63	Y	63	Y	63	PC			↔	↔		↔
MOUNTAINEER	1998	2001	FO38REH2	TEXAS	4C	Y	4C	Y	4C	Y			↔	↔	↔	↔
MOUNTAINEER	1998	2001	FO38RT3	TEXAS	4C		4C		4C			C	↔	↔	↔	↔
MOUNTAINEER	2001		FO38RT17	TEX / CR	63		63		63			C	↔	↔		↔
MOUNTAINEER	2001		FO38REH2	TEX / CR	63	Y	63	Y	63	PC			↔	↔		↔
MYSTIQUE V6 LS	1997	2002	FO26EH2	TEXAS	4C	Y	4C	Y	4C	Y			↔	↔	↔	↔
MYSTIQUE V6 LS	1997	1998	FO26T3	TEXAS	4C		4C		4C			B	↔	↔	↔	↔
MYSTIQUE V6 LS	1998	2002	FO26T3	TEXAS	4C		4C		4C			C	↔	↔	↔	↔
MYSTIQUE	1995		FO39										↔	↔		↔
MYSTIQUE	1995		FO39CP										↔	↔		↔
SABLE GS, LS	2000	2007	FO38RT17	TEX / CR	63		63		63			C	↔	↔	↔	↔
SABLE GS, LS	2000	2007	FO38REH2	TEX / CR	63	Y	63	Y	63	PC			↔	↔	↔	↔
SABLE GS, LS	2008			TEX / CR	63		63		63			C	↔	↔		↔
SABLE GS	1996	1998	FO40R										↔	↔		↔
SABLE GS	1996	1998	FO40RBP										↔	↔		↔
SABLE GS	1999	2000	FO38REH2	TEXAS	4C	Y	4C	Y	4C	Y			↔	↔	↔	↔
SABLE GS	1999	2000	FO38RT3	TEXAS	4C		4C		4C			C	↔	↔	↔	↔
SABLE LS, SE, SHO	1996	1997	FO38RT3	TEXAS	4C		4C		4C			B	↔	↔	↔	↔
SABLE LS, SE, SHO	1996	2000	FO38REH2	TEXAS	4C	Y	4C	Y	4C	Y			↔	↔	↔	↔
SABLE LS, SE, SHO	1998	2000	FO38RT3	TEXAS	4C		4C		4C			C	↔	↔	↔	↔
SOME MODELS	1995		FO39										↔	↔		↔
SOME MODELS	1995		FO39CP										↔	↔		↔
SOME MODELS	1996	1997	FO40R										↔	↔		↔
SOME MODELS	1996	1997	FO40RBP										↔	↔		↔
MG																
MGF	1997		NE38P										↔	↔		↔
MGF	2000															

PER: 
FOR:

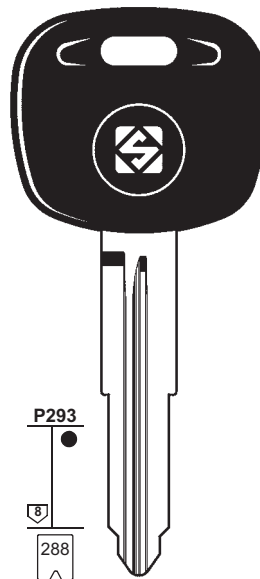
MITSUBISHI



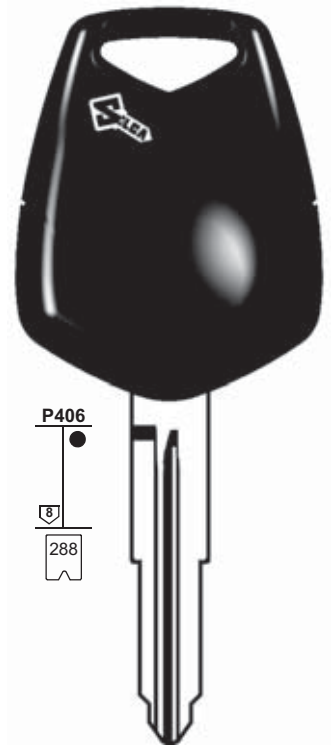
P274
S36
S351



P406
S36
S351



P293
288



P406
288



HU56RT2

DH 1-4000
DH 6001-8000



HU56RT30

DH 1-4000
DH 6001-8000



HU56REHP

DH 1-4000
DH 6001-8000



MIT11RT4

..... 30010-32009



MIT11REH2

..... 30010-32009



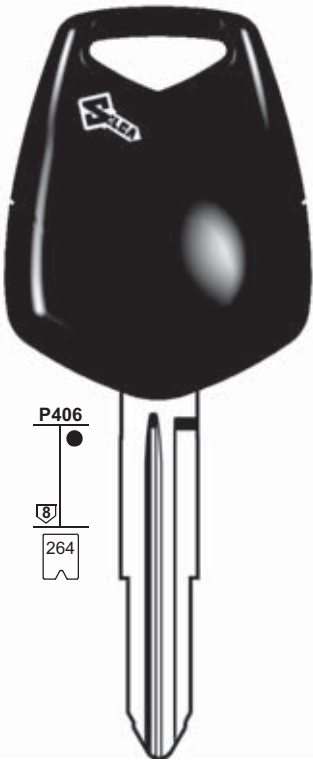
MIT11REHP

..... 30010-32009

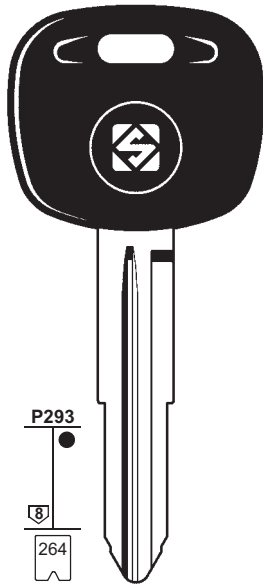
HUF

PER: 
FOR:

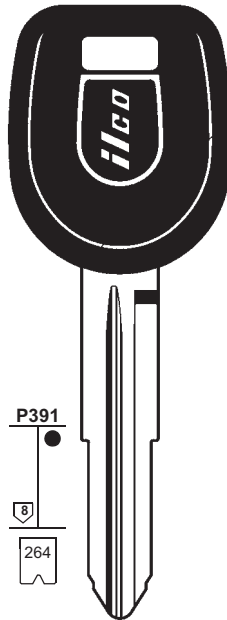
MITSUBISHI



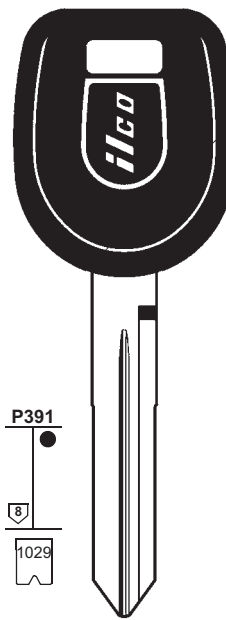
P406
264



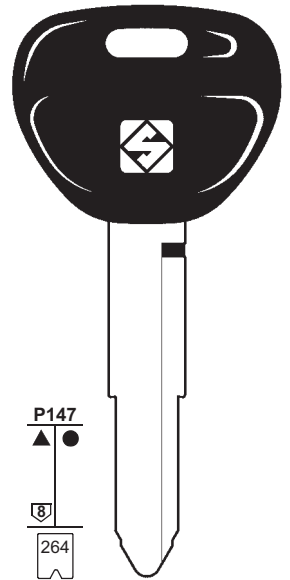
P293
264



P391
264



P391
1029



P147
264



MIT8T4

E 5001-7000
E 7001-7700



MIT8T21

E 5001-7000
E 7001-7700



MIT8EH2

E 5001-7000
E 7001-7700



MIT8T19

E 5001-7000
E 7001-7700



MIT8-PT

E 5001-7000
E 7001-7700





















MIT9-PT

F 1-1571



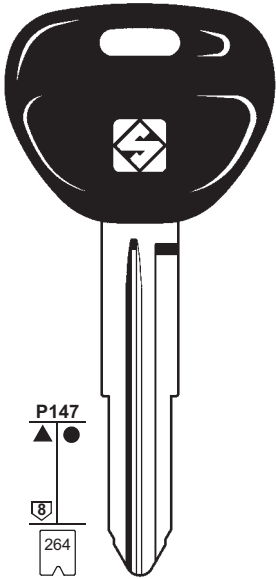
MIT15AP

E 5001-7000
E 7001-7700

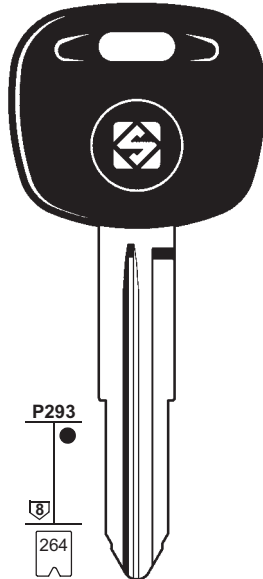
1	2	2a	3	6	71	72	42	43 44a	9b	10b 10c	12	15	A	B	C	D			
				IGNITION 															
CAR MAKE/MODEL 	FROM 1995 	TO 2010 	SILCA REF.  Ref.	TRANSP. TYPE 	ID  FAST COPY PLUS RW4 PLUS	COPY  FAST COPY PLUS RW4 PLUS	ID  FAST COPY RW4	COPY  FAST COPY RW4	ID  RW3	COPY  RW3	STP 								
MITSUBISHI																			
3000 GT	1996	2001		TEXAS	4C		4C		4C				↔	↔		↔			
380	2006			PH / CR2	46		46		46				↔	↔	↔	↔			
380	2006		MIT11REHP	PH / CR2	46	Y	46	P-BOX	46				↔	↔	↔	↔			
CANTER	1997		MIT15AP										↔	↔	↔	↔			
CARISMA	1996	2000	HU56RT2	PH	73	Y	73	Y	73	Y			↔	↔		↔			
CARISMA	2000	2004	HU56RT30	PH / CR	4M		4M		44	ID			↔	↔		↔			
CHALLENGER	1999	2002	MIT8-PT	TEX / CR	60		60		60				↔	↔		↔			
CHALLENGER	1999	2002	MIT8EH2	TEX / CR	60	Y	60	Y	60	PC			↔	↔		↔			
CHALLENGER	2002	2003	MIT8T21	TEX / CR	62		62		62				↔	↔		↔			
CHALLENGER	2002	2003	MIT8EH2	TEX / CR	62	Y	62	Y	62	PC			↔	↔		↔			
COLT	1996		MIT11REH2	TEXAS	4C	Y	4C	Y	4C	Y			↔	↔	↔	↔			
COLT	1996	2000	MIT11RT4	TEXAS	4C		4C		4C				↔	↔	↔	↔			
COLT	2000	2003		TEX / CR	60		60		60				↔	↔		↔			
COLT	2004			PH / CR2	46		46		46				↔	↔		↔			
COLT	2004		HU56REHP	PH / CR2	46	Y	46	P-BOX	46				↔	↔		↔			
DIAMANTE	2000	2002	MIT8-PT	TEX / CR	60		60		60										
DIAMANTE	2002	2004	MIT8EH2	TEX / CR	61	Y	61	Y	61	PC			↔	↔	↔	↔			
DIAMANTE	2002	2004	MIT8T19	TEX / CR	61		61		61				↔	↔	↔	↔			
ECLIPSE	1996	2000	MIT8EH2	TEXAS	4C	Y	4C	Y	4C	Y			↔	↔	↔	↔			
ECLIPSE	1996	2000	MIT8T4	TEXAS	4C		4C		4C				↔	↔	↔	↔			
ECLIPSE	2000	2002	MIT9-PT	TEX / CR	64		64		64										
ECLIPSE	2001	2005	MIT8EH2	TEX / CR	61	Y	61	Y	61	PC			↔	↔	↔	↔			
ECLIPSE	2001	2005	MIT8T19	TEX / CR	61		61		61				↔	↔	↔	↔			
ECLIPSE	2006			PH / CR2	46		46		46				↔	↔	↔	↔			
ECLIPSE	2006		MIT11REHP	PH / CR2	46	Y	46	P-BOX	46				↔	↔	↔	↔			
ENDEAVOR	2004	2006		TEX / CR	61		61		61				↔	↔	↔	↔			
ENDEAVOR	2006		MIT11REHP	PH / CR2	46	Y	46	P-BOX	46				↔	↔	↔	↔			
ENDEAVOR	2006			PH / CR2	46		46		46				↔	↔	↔	↔			
EXPRESS	1996		MIT8T4	TEXAS	4C		4C		4C				↔	↔		↔			
EXPRESS	1996		MIT8EH2	TEXAS	4C	Y	4C	Y	4C	Y			↔	↔		↔			
FOCUS	1998		MIT8EH2	TEXAS	4C	Y	4C	Y	4C	Y			↔	↔	↔	↔			
FOCUS	1998		MIT8T4	TEXAS	4C		4C		4C				↔	↔	↔	↔			
GALANT	1996	2000	MIT8EH2	TEXAS	4C	Y	4C	Y	4C	Y			↔	↔	↔	↔			
GALANT	1996	2000	MIT8T4	TEXAS	4C		4C		4C				↔	↔	↔	↔			
GALANT	2000	2002	MIT9-PT	TEX / CR	64		64		64										
GALANT	2002	2005	MIT8EH2	TEX / CR	61	Y	61	Y	61	PC			↔	↔	↔	↔			

PER: 
FOR:

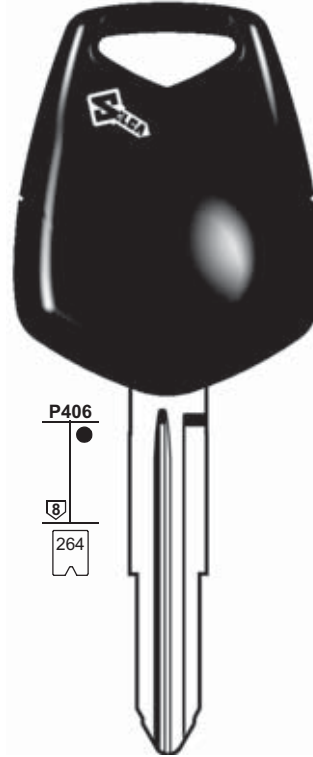
MITSUBISHI



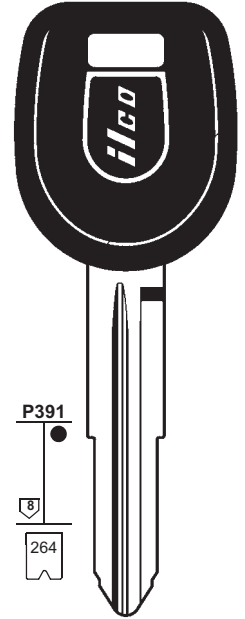
MIT8AP
E..... 5001-7000
E..... 7001-7700



MIT8T4
E..... 5001-7000
E..... 7001-7700



MIT8T21
E..... 5001-7000
E..... 7001-7700



MIT8-PT
E..... 5001-7000
E..... 7001-7700

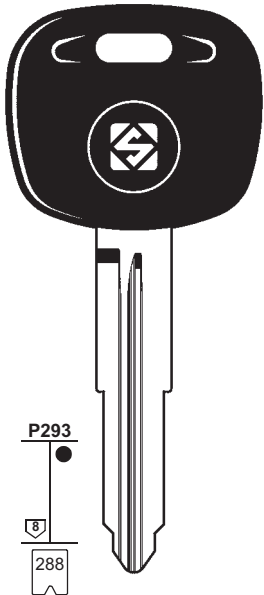
MIT8T19
E..... 5001-7000
E..... 7001-7700

MIT8EH2
E..... 5001-7000
E..... 7001-7700

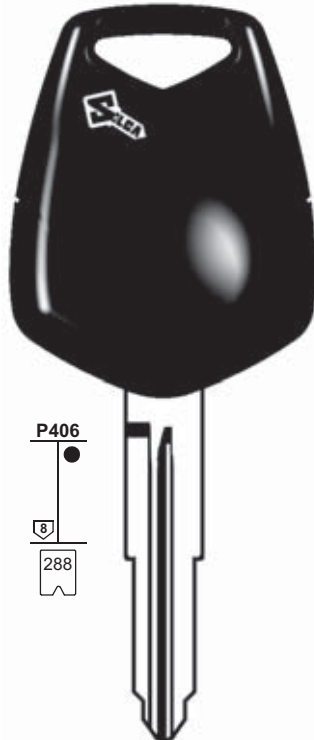
MIT8EHP
E..... 5001-7000
E..... 7001-7700

PER: 
FOR:

MITSUBISHI



MIT11RT4
..... 30010-32009

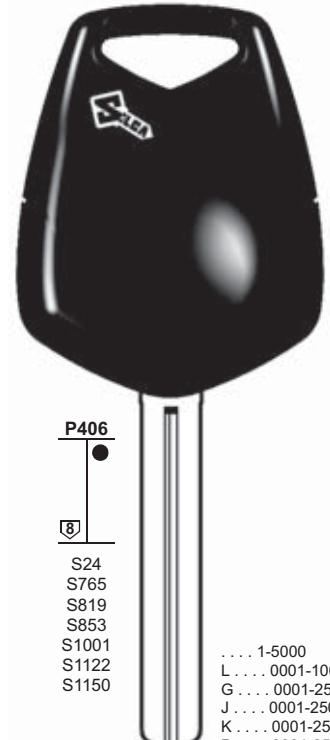


MIT11REH2
..... 30010-32009

MIT11REHP
..... 30010-32009



MIT14BT5
..... 30001-31200




















TOY40EHP
..... 1-5000
L..... 0001-1000
G..... 0001-2500
J..... 0001-2500
K..... 0001-2500
P..... 0001-2500
..... 30001-31200

MIT14BT14
..... 30001-31200

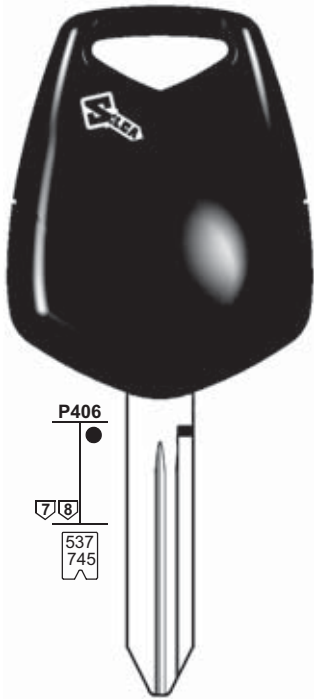
TOY40EHP

TOYOTA

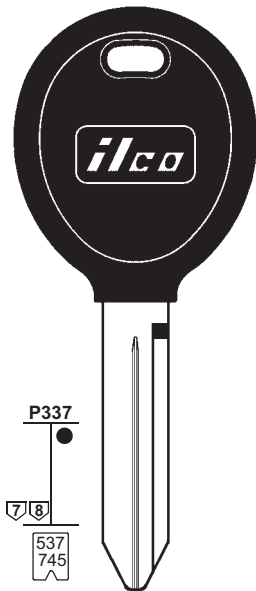
1	2	2a	3	6	71	72	42	43 44a	9b	10b 10c	12	15	A	B	C	D			
				IGNITION 															
CAR MAKE/MODEL 	FROM 1995 	TO 2010 	SILCA REF.  Ref.	TRANSP. TYPE 	ID  FAST COPY PLUS RW4 PLUS	COPY  FAST COPY PLUS RW4 PLUS	ID  FAST COPY RW4	COPY  FAST COPY RW4	ID  RW3	COPY  RW3	STP 								
mitsubishi																			
GALANT	2002	2005	MIT8T19	TEX / CR	61		61		61				↔	↔	↔	↔			
GALANT	2004			PH / CR2	46		46		46				↔	↔	↔	↔			
GALANT	2006		MIT11REHP	PH / CR2	46	Y	46	P-BOX	46				↔	↔	↔	↔			
GRANDIS	2003			PH / CR2	46		46		46				↔	↔		↔			
GRANDIS	2003		MIT11REHP	PH / CR2	46	Y	46	P-BOX	46				↔	↔		↔			
L200	1999	2002	MIT8-PT	TEX / CR	60		60		60				↔	↔		↔			
L200	2002	2006	MIT8EH2	TEX / CR	61	Y	61	Y	61	PC			↔	↔	↔	↔			
L200	2003	2006	MIT8T19	TEX / CR	61		61		61				↔	↔		↔			
L200	2006			PH / CR2	46		46		46				↔	↔	↔	↔			
L200	2006		MIT8EHP	PH / CR2	46	Y	46	P-BOX	46				↔	↔	↔	↔			
L400	1997		MIT8AP										↔	↔	↔	↔			
LANCER SW	1996	2003	MIT11RT4	TEXAS	4C		4C		4C				↔	↔		↔			
LANCER SW	1996	2003	MIT11REH2	TEXAS	4C	Y	4C	Y	4C	Y			↔	↔		↔			
LANCER TURBO	2003	2006		TEX / CR	60		60		60				↔	↔	↔				
LANCER	1996	2003	MIT11REH2	TEXAS	4C	Y	4C	Y	4C	Y			↔	↔	↔	↔			
LANCER	1996	2003	MIT11RT4	TEXAS	4C		4C		4C				↔	↔	↔	↔			
LANCER	2003	2006	MIT11REH2	TEX / CR	61	Y	61	Y	61	PC			↔	↔	↔				
LANCER	2003	2006	MIT11RT19	TEX / CR	61		61		61				↔	↔	↔				
LANCER	2006			PH / CR2	46		46		46				↔	↔	↔	↔			
LANCER	2006		MIT11REHP	PH / CR2	46	Y	46	P-BOX	46				↔	↔	↔	↔			
MAGNA	1996	1999	MIT14BT5	PH	73	Y	73	Y	73	Y			↔	↔		↔			
MAGNA	1999	2005	MIT14BT14	PH / CR2	46		46		46				↔	↔		↔			
MAGNA	1999	2005	TOY40EHP	PH / CR2	46	Y	46	P-BOX	46				↔	↔		↔			
MIRAGE	1966	2002	MIT11RT4	TEXAS	4C		4C		4C				↔	↔		↔			
MIRAGE	1996	2002	MIT11REH2	TEXAS	4C	Y	4C	Y	4C	Y			↔	↔		↔			
MONTERO	1996	2000	MIT8T4	TEXAS	4C		4C		4C				↔	↔		↔			
MONTERO	1996	2000	MIT8EH2	TEXAS	4C	Y	4C	Y	4C	Y			↔	↔		↔			
MONTERO	2001	2006	MIT8EH2	TEX / CR	60	Y	60	Y	60	PC			↔	↔		↔			
MONTERO	2001	2006	MIT8-PT	TEX / CR	60		60		60				↔	↔		↔			
MONTERO	2002	2003	MIT8T21	TEX / CR	62		62		62				↔	↔		↔			
MONTERO	2002	2005	MIT8EH2	TEX / CR	61	Y	61	Y	61	PC			↔	↔		↔			
MONTERO	2002	2003	MIT8EH2	TEX / CR	62	Y	62	Y	62	PC			↔	↔		↔			
MONTERO	2002	2005	MIT8T19	TEX / CR	61		61		61				↔	↔		↔			
MONTERO IO	2000		MIT11REH2	TEX / CR	61	Y	61	Y	61	PC			↔	↔		↔			
MONTERO IO	2000		MIT11RT19	TEX / CR	61		61		61				↔	↔		↔			
MONTERO SPORT	2000	2002	MIT8-PT	TEX / CR	60		60		60				↔	↔		↔			
MONTERO SPORT	2000	2002	MIT8EH2	TEX / CR	60	Y	60	Y	60	PC			↔	↔		↔			
MONTERO SPORT	2001	2004	MIT8T21	TEX / CR	62		62		62				↔	↔		↔			
MONTERO SPORT	2001	2004	MIT8EH2	TEX / CR	62	Y	62	Y	62	PC			↔	↔		↔			



PER: 
FOR:

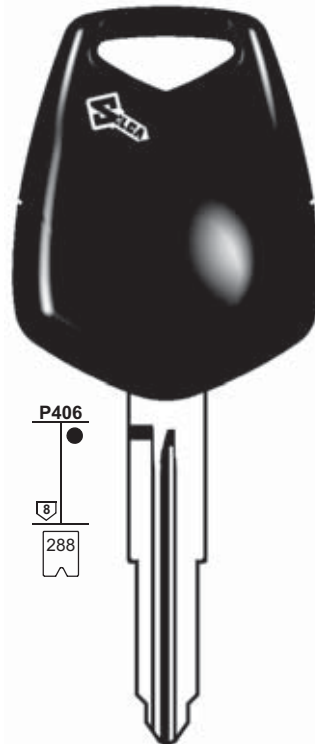
MITSUBISHI



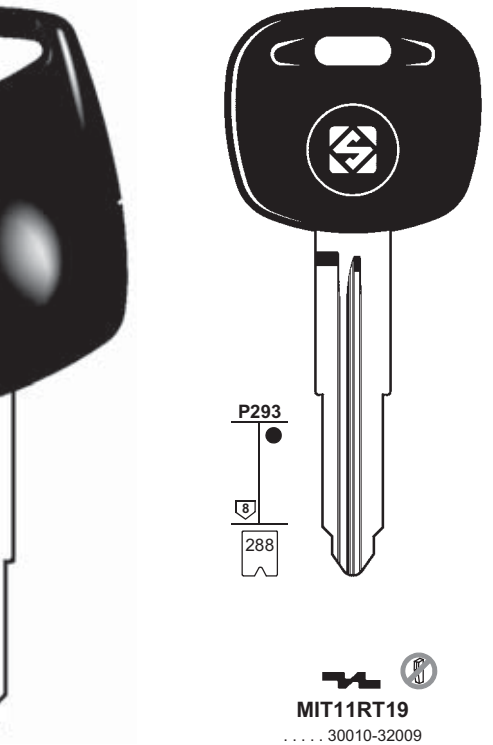
 
CY24EHP
L 1-3580
M 1-2618



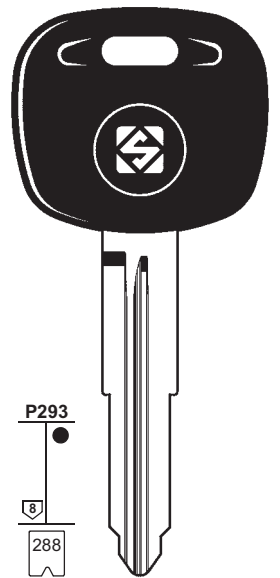
 
Y164-PT
L 1-3580
M 1-2618



 
MIT11REH2
..... 30010-32009



 
MIT11REHP
..... 30010-32009

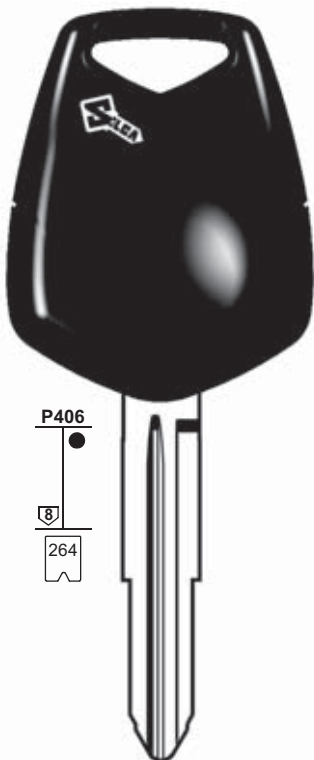




 
MIT11RT19
..... 30010-32009

 
MIT11RT21
..... 30010-32009

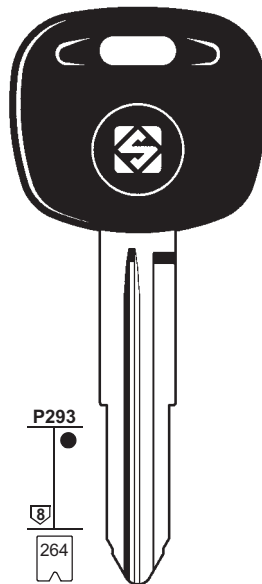
PER: 
FOR:



MITSUBISHI



 
MIT8EH2
E 5001-7000
E 7001-7700

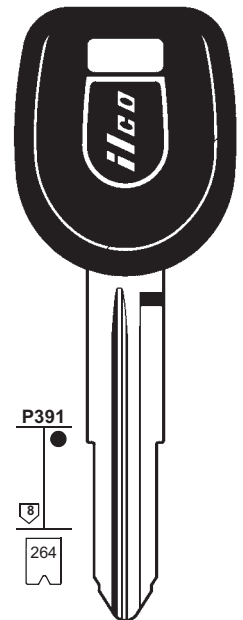
 
MIT8EHP
E 5001-7000
E 7001-7700





 
MIT8T4
E 5001-7000
E 7001-7700





















 
MIT8T21
E 5001-7000
E 7001-7700



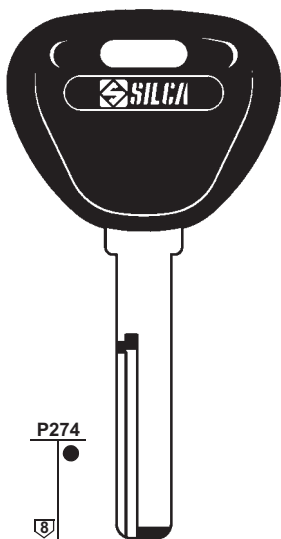
 
MIT8T19
E 5001-7000
E 7001-7700

 
MIT8-PT
E 5001-7000
E 7001-7700

1	2	2a	3	6	71	72	42	43 44a	9b	10b 10c	12	15	A	B	C	D
				IGNITION 												
CAR MAKE/MODEL 	FROM 1995 	TO 2010 	SILCA REF.  Ref.	TRANSP. TYPE 	ID  FAST COPY PLUS RW4 PLUS	COPY  FAST COPY PLUS RW4 PLUS	ID  FAST COPY RW4	COPY  FAST COPY RW4	ID  RW3	COPY  RW3	STP 					
MITSUBISHI																
MONTERO SPORT	2002	2005	MIT8EH2	TEX / CR	61	Y	61	Y	61	PC			↔	↔	↔	↔
MONTERO SPORT	2002	2005	MIT8T19	TEX / CR	61		61		61				↔	↔	↔	↔
NATIVA	2001	2002	MIT8-PT	TEX / CR	60		60		60				↔	↔		↔
NIMBUS	1998	1999	MIT8T4	TEXAS	4C		4C		4C				↔	↔	↔	↔
NIMBUS	1998	1999	MIT8EH2	TEXAS	4C	Y	4C	Y	4C	Y			↔	↔	↔	↔
NIMBUS	1999	2002		TEX / CR	60		60		60				↔	↔	↔	↔
OUTLANDER	2000	2003	MIT8-PT	TEX / CR	60		60		60				↔	↔		↔
OUTLANDER	2000	2003	MIT8EH2	TEX / CR	60	Y	60	Y	60	PC			↔	↔		↔
OUTLANDER	2004	2006	MIT11RT19	TEX / CR	61		61		61				↔	↔		↔
OUTLANDER	2004	2006	MIT11REH2	TEX / CR	61	Y	61	Y	61	PC			↔	↔		↔
OUTLANDER	2006			PH / CR2	46		46		46				↔	↔		↔
OUTLANDER	2006		MIT11REHP	PH / CR2	46	Y	46	P-BOX	46				↔	↔		↔
PAJERO IO	1999		MIT11REH2	TEX / CR	61	Y	61	Y	61	PC			↔	↔		
PAJERO IO	1999		MIT11RT19	TEX / CR	61		61		61				↔	↔		
PAJERO MINI [J]	1999		MIT11REH2	TEX / CR	62	Y	62	Y	62	PC			↔	↔		
PAJERO MINI [J]	1999		MIT11RT21	TEX / CR	62		62		62				↔	↔		
PAJERO PININ	1999		MIT11RT19	TEX / CR	61		61		61				↔	↔		
PAJERO PININ	1999		MIT11REH2	TEX / CR	62	Y	62	Y	62	PC			↔	↔		
PAJERO PININ	1999		MIT11REH2	TEX / CR	61	Y	61	Y	61	PC			↔	↔		
PAJERO PININ	1999		MIT11RT21	TEX / CR	62		62		62				↔	↔		
PAJERO SPORT	1999	2002	MIT8EH2	TEX / CR	60	Y	60	Y	60	PC			↔	↔	↔	↔
PAJERO SPORT	1999	2002	MIT8-PT	TEX / CR	60		60		60				↔	↔	↔	↔
PAJERO SPORT	2002	2003	MIT8T21	TEX / CR	62		62		62				↔	↔	↔	↔
PAJERO SPORT	2002	2003	MIT8EH2	TEX / CR	62	Y	62	Y	62	PC			↔	↔	↔	↔
PAJERO SPORT	2002	2006	MIT8T19	TEX / CR	61		61		61				↔	↔	↔	↔
PAJERO SPORT	2002	2006	MIT8EH2	TEX / CR	61	Y	61	Y	61	PC			↔	↔	↔	↔
PAJERO	1996	2000	MIT8EH2	TEXAS	4C	Y	4C	Y	4C	Y			↔	↔	↔	↔
PAJERO	1996	2000	MIT8T4	TEXAS	4C		4C		4C				↔	↔	↔	↔
PAJERO	2000	2002	MIT8-PT	TEX / CR	60		60		60				↔	↔		↔
PAJERO	2000	2002	MIT8EH2	TEX / CR	60	Y	60	Y	60	PC			↔	↔		↔
PAJERO	2002	2003	MIT8T21	TEX / CR	62		62		62				↔	↔		↔
PAJERO	2002	2003	MIT8EH2	TEX / CR	62	Y	62	Y	62	PC			↔	↔		↔
PAJERO	2002	2005	MIT8EH2	TEX / CR	61	Y	61	Y	61	PC			↔	↔	↔	↔
PAJERO	2002	2005	MIT8T19	TEX / CR	61		61		61				↔	↔	↔	↔
PAJERO	2006			PH / CR2	46		46		46				↔	↔		↔
PAJERO	2006		MIT8EHP	PH / CR2	46	Y	46	P-BOX	46				↔	↔		↔
RAIDER	2006		Y164-PT	PH / CR2	46		46		46			F	↔	↔		
RAIDER	2006		CY24EHP	PH / CR2	46	Y	46	P-BOX	46				↔	↔		
SHOGUN PININ	1999		MIT11RT19	TEX / CR	61		61		61				↔	↔	↔	↔

PER: 
FOR: 

MITSUBISHI

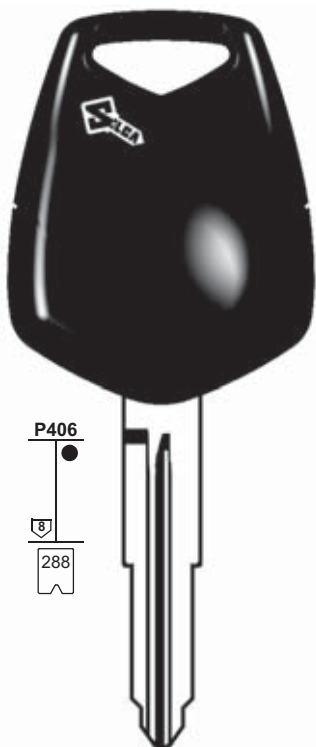


P274

S36
S351

 
HU56RT30
DH
1-4000
6001-8000

HUF



P406

S288

 
MIT11REH2
..... 30010-32009

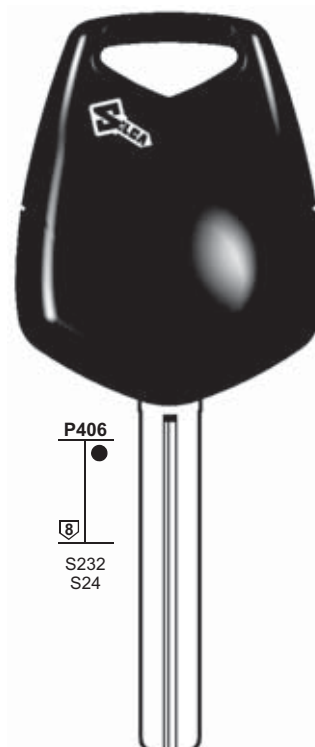


P322

S765



 
MIT14BT5
..... 30001-31200

 
MIT14BT14
..... 30001-31200



P406

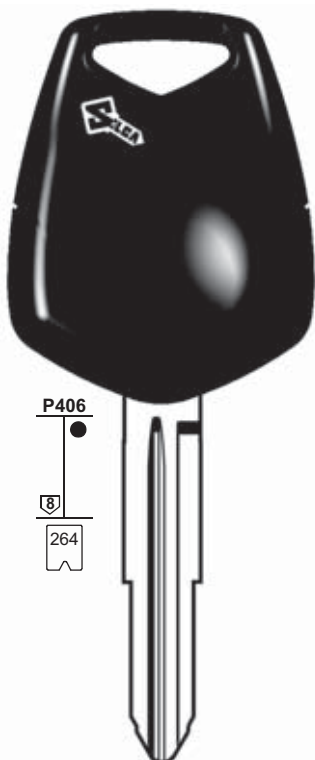
S232
S24

 
TOY40EHP
..... 1-5000
L 0001-1000
G 0001-2500
J 0001-2500
K 0001-2500
P 0001-2500
..... 30001-31200

TOYOTA

PER: 
FOR: 

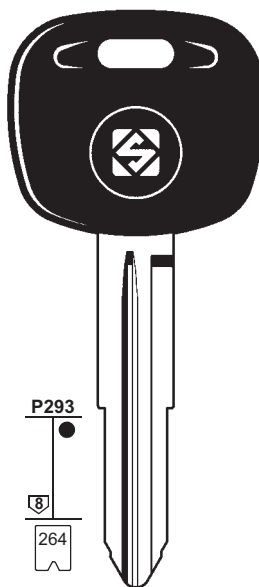
MITSUBISHI



P406

S264

 
MIT8EH2
E 5001-7000
E 7001-7700



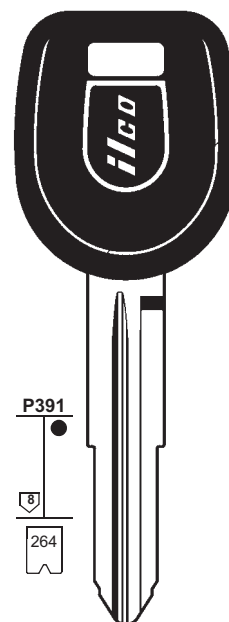
P293

S264

 
MIT8T4
E 5001-7000
E 7001-7700


 
MIT8T21
E 5001-7000
E 7001-7700



















 
MIT8T19
E 5001-7000
E 7001-7700



P391

S264

 
MIT8-PT
E 5001-7000
E 7001-7700

1	2	2a	3	6	71	72	42	43 44a	9b	10b 10c	12	15	A	B	C	D			
				IGNITION 															
CAR MAKE/MODEL 	FROM 1995 	TO 2010 	SILCA REF.  Ref.	TRANSP. TYPE 	ID  FAST COPY PLUS RW4 PLUS	COPY  FAST COPY PLUS RW4 PLUS	ID  FAST COPY RW4	COPY  FAST COPY RW4	ID  RW3	COPY  RW3	STP 								
MITSUBISHI																			
SHOGUN PININ	1999		MIT11REH2	TEX / CR	61	Y	61	Y	61	PC			↔	↔	↔	↔			
SHOGUN SPORT	1999	2002	MIT8-PT	TEX / CR	60		60		60				↔	↔	↔	↔			
SHOGUN SPORT	1999	2002	MIT8EH2	TEX / CR	60	Y	60	Y	60	PC			↔	↔	↔	↔			
SHOGUN SPORT	2002	2003	MIT8T21	TEX / CR	62		62		62				↔	↔	↔	↔			
SHOGUN SPORT	2002	2003	MIT8EH2	TEX / CR	62	Y	62	Y	62	PC			↔	↔	↔	↔			
SHOGUN	1996	2000	MIT8T4	TEXAS	4C		4C		4C				↔	↔	↔	↔			
SHOGUN	1996	2000	MIT8EH2	TEXAS	4C	Y	4C	Y	4C	Y			↔	↔	↔	↔			
SHOGUN	2000	2002	MIT8-PT	TEX / CR	60		60		60				↔	↔	↔	↔			
SHOGUN	2000	2002	MIT8EH2	TEX / CR	60	Y	60	Y	60	PC			↔	↔	↔	↔			
SHOGUN	2002	2003	MIT8T21	TEX / CR	62		62		62				↔	↔	↔	↔			
SHOGUN	2002	2005	MIT8T19	TEX / CR	61		61		61				↔	↔	↔	↔			
SHOGUN	2002	2003	MIT8EH2	TEX / CR	62	Y	62	Y	62	PC			↔	↔	↔	↔			
SHOGUN	2002	2005	MIT8EH2	TEX / CR	61	Y	61	Y	61	PC			↔	↔	↔	↔			
SPACE GEAR	1996		MIT8EH2	TEXAS	4C	Y	4C	Y	4C	Y			↔	↔	↔	↔			
SPACE GEAR	1996		MIT8T4	TEXAS	4C		4C		4C				↔	↔	↔	↔			
SPACE RUNNER	1998	1999	MIT8EH2	TEXAS	4C	Y	4C	Y	4C	Y			↔	↔	↔	↔			
SPACE RUNNER	1998	1999	MIT8T4	TEXAS	4C		4C		4C				↔	↔	↔	↔			
SPACE RUNNER	1999		MIT8T19	TEX / CR	61		61		61				↔	↔		↔			
SPACE STAR	1999		MIT8-PT	TEX / CR	60		60		60				↔	↔					
SPACE STAR	1999	2005	HU56RT30	PH / CR	4M		4M		44	ID			↔	↔	↔	↔			
SPACE WAGON	1998	1999	MIT8T4	TEXAS	4C		4C		4C				↔	↔	↔	↔			
SPACE WAGON	1998	1999	MIT8EH2	TEXAS	4C	Y	4C	Y	4C	Y			↔	↔	↔	↔			
SPACE WAGON	1999		MIT8EH2	TEX / CR	60	Y	60	Y	60	PC			↔	↔	↔	↔			
SPACE WAGON	1999		MIT8-PT	TEX / CR	60		60		60				↔	↔	↔	↔			
TRITON	1999		MIT8-PT	TEX / CR	60		60		60				↔		↔	↔			
VERADA (AUS)	1996	2000	MIT14BT5	PH	73	Y	73	Y	73	Y			↔	↔	↔	↔			
VERADA (AUS)	2000	2002	MIT14BT14	PH / CR2	46		46		46				↔	↔	↔	↔			
VERADA (AUS)	2000	2002	TOY40EHP	PH / CR2	46	Y	46	P-BOX	46				↔	↔	↔	↔			
VERADA	2000	2002	MIT8-PT	TEX / CR	60		60		60										
VERADA	2002	2003	MIT8EH2	TEX / CR	61	Y	61	Y	61	PC			↔	↔	↔	↔			
VERADA	2002	2003	MIT8T19	TEX / CR	61		61		61				↔	↔	↔	↔			

PER:  **MOSKVITCH**

NISSAN



..... A/Z
 A/Z
 A/Z A/Z
 1-2-3-5-7
 A/Z
 0-4-6-8-9



NEIMAN



Master



NI01T
 1-22185



Master



NI02T
 1-22185

PER:  FOR:

NISSAN



NSN14T25
 1-22185



NSN14T13
 1-22185
 30001-37850



NSN14AT25
 1-22185



NSN14AT13
 1-22185



NSN14EH2
 1-22185
 30001-37850



NSN14EHP
 1-22185
 30001-37850

1	2	2a	3	6	71	72	42	43 44a	9b	10b 10c	12	15	A	B	C	D
IGNITION 																
CAR MAKE/MODEL 	FROM 1995 	TO 2010 	SILCA REF. Ref.	TRANSP. TYPE 	ID FAST COPY PLUS RW4 PLUS	COPY FAST COPY PLUS RW4 PLUS	ID FAST COPY RW4	COPY FAST COPY RW4	ID RW3	COPY RW3	STP 					
MOSKVITCH																
SOME MODELS	1995		NE20NP										⇐	⇐	⇐	⇐
NISSAN																
350-Z	2003		NI02T	TEX / CR	60			60		60			⇐	⇐	⇐	⇐
ALMERA TINO	2000		NSN14EH2	TEX / CR	60	Y		60	Y	60	PC		⇐	⇐		⇐
ALMERA TINO	2000		NSN14AT13	TEX / CR	60			60		60			⇐	⇐		⇐
ALMERA TINO	2000		NSN14T13	TEX / CR	60			60		60			⇐	⇐		⇐
ALMERA TINO	2004			PH / CR2	46			46		46			⇐	⇐		⇐
ALMERA TINO	2004		NSN14EHP	PH / CR2	46	Y		46	P-BOX	46			⇐	⇐		⇐
ALMERA	1999	2000	NSN14AT25	PH / CR	41	Y		41	Y	41	ID		⇐	⇐		⇐
ALMERA	1999	2000	NSN14T25	PH / CR	41	Y		41	Y	41	ID					
ALMERA	2000	2003	NSN14EH2	TEX / CR	60	Y		60	Y	60	PC		⇐	⇐		⇐
ALMERA	2000	2003	NSN14AT13	TEX / CR	60			60		60			⇐	⇐		⇐
ALMERA	2000	2003	NSN14T13	TEX / CR	60			60		60			⇐	⇐		⇐
ALMERA	2003		NSN14T13	TEX / CR	XX			XX		XX			⇐	⇐		⇐
ALMERA	2003		NSN14EH2	TEX / CR	XX	Y		XX	Y	XX	PC		⇐	⇐		⇐
ALTIMA	2001	2004	NI01T	TEX / CR	60			60		60			⇐	⇐		⇐

PER: 
FOR:

NISSAN



P265

122
623

M-N-P-R-S



NE73T5

NEIMAN - VALEO



P406

122

M-N-P-R-S



NE72EHP

NEIMAN - VALEO



P264

145

NSN11T25

X 1-8000
X 8001-9000



NSN11T13

X 1-8000
X 8001-9000



NSN11T2

X 1-8000
X 8001-9000



607



NSN14AT25

. 1-22185



NSN14AT13

. 1-22185

VALEO

PER: 
FOR:

NISSAN



P406

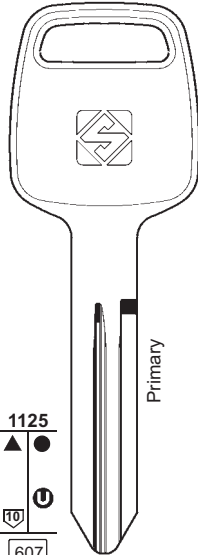
145



NSN11EH2

X 1-8000
X 8001-9000

VALEO



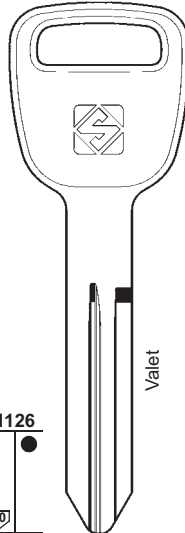
1125

607
2269



NSN14

. 1-22185



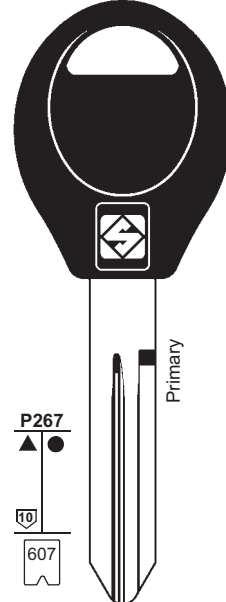
1126

607



NSN15

. 1-22185



P267

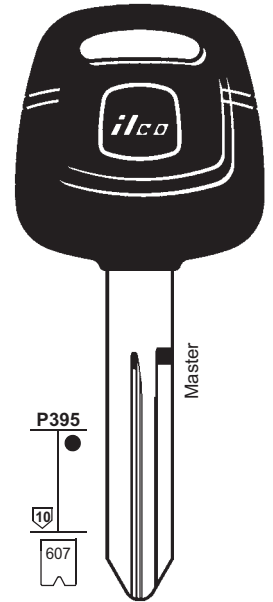
607



NSN14CP

. 1-22185

SUBARU



P395

607



NI02T

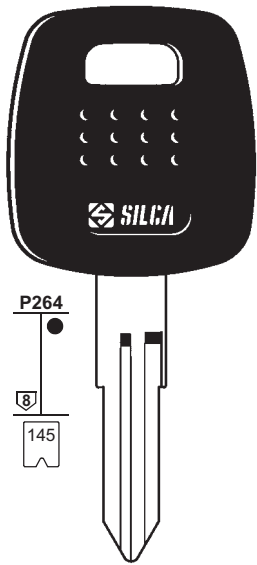
. 1-22185

Car Keys Guide

1	2	2a	3	6	71	72	42	43 44a	9b	10b 10c	12	15	A	B	C	D
IGNITION																
CAR MAKE/MODEL	FROM	TO	SILCA REF.	TRANSP. TYPE	ID	COPY	ID	COPY	ID	COPY	STP					
	1995	2010	 Ref.		 FAST COPY PLUS RW4 PLUS	 FAST COPY PLUS RW4 PLUS	 FAST COPY RW4	 FAST COPY RW4	 RW3	 RW3						
NISSAN																
CEDRIC	1995		NSN14										↔	↔	↔	↔
CEDRIC	1995		NSN14CP										↔	↔	↔	↔
CEDRIC	1995		NSN15										↔		↔	
CEFIRO [J]	2000	2003	NI02T	TEX / CR	60		60		60							
GLORIA	1995		NSN14										↔	↔	↔	↔
GLORIA	1995		NSN14CP										↔	↔	↔	↔
GLORIA	1995		NSN15										↔		↔	
INFINITI [J]	1997	1999		TEXAS	4C		4C		4C							
INTERSTAR	1998	2001	NE73T5	PH	33	Y	33	Y	33	Y			↔	↔	↔	
INTERSTAR	2002			PH / CR2	46		46		46				↔	↔		↔
INTERSTAR	2002		NE72EHP	PH / CR2	46	Y	46	P-BOX	46				↔	↔		↔
LAUREL [J]	1999	2000		PH / CR	41		41		41				↔	↔	↔	↔
LAUREL [J]	2000	2002		TEXAS	4C		4C		4C							
MAXIMA	1995	1999	NSN11T2	PH	33	Y	33	Y	33	Y	N-N		↔	↔		↔
MAXIMA	2000	2003	NSN11AT25	PH / CR	41	Y	41	Y	41	ID			↔	↔		↔
MAXIMA	2000	2003	NSN11T25	PH / CR	41	Y	41	Y	41	ID			↔	↔		↔
MICRA MARCH [J]	1996	1998	NSN11T2	PH	33	Y	33	Y	33	Y	N-N		↔	↔	↔	↔
MICRA MARCH [J]	1998	2000	NSN11AT25	PH / CR	41	Y	41	Y	41	ID			↔	↔		↔
MICRA MARCH [J]	1998	2000	NSN11T25	PH / CR	41	Y	41	Y	41	ID			↔	↔		↔
MICRA MARCH [J]	2000		NSN11EH2	TEX / CR	60	Y	60	Y	60	PC			↔	↔		↔
MICRA MARCH [J]	2000		NSN11AT13	TEX / CR	60		60		60				↔	↔		↔
MICRA MARCH [J]	2000		NSN11T13	TEX / CR	60		60		60				↔	↔		↔
MICRA VAN	1998	2000	NSN11AT25	PH / CR	41	Y	41	Y	41	ID			↔	↔		↔
MICRA VAN	1998	2000	NSN11T25	PH / CR	41	Y	41	Y	41	ID			↔	↔		↔
MICRA VAN	2000		NSN11EH2	TEX / CR	60	Y	60	Y	60	PC			↔	↔		↔
MICRA VAN	2000		NSN11AT13	TEX / CR	60		60		60				↔	↔		↔
MICRA VAN	2000		NSN11T13	TEX / CR	60		60		60				↔	↔		↔
MICRA	1996	1998	NSN11T2	PH	33	Y	33	Y	33	Y	N-N		↔	↔	↔	↔
MICRA	1998	2000	NSN11AT25	PH / CR	41	Y	41	Y	41	ID			↔	↔		↔
MICRA	1998	2000	NSN11T25	PH / CR	41	Y	41	Y	41	ID			↔	↔		↔
MICRA	2000	2003	NSN11EH2	TEX / CR	60	Y	60	Y	60	PC			↔	↔		↔
MICRA	2000	2003	NSN11AT13	TEX / CR	60		60		60				↔	↔		↔
MICRA	2000	2003	NSN11T13	TEX / CR	60		60		60				↔	↔		↔
MICRA	2003			PH / CR2	46		46		46				↔	↔		↔

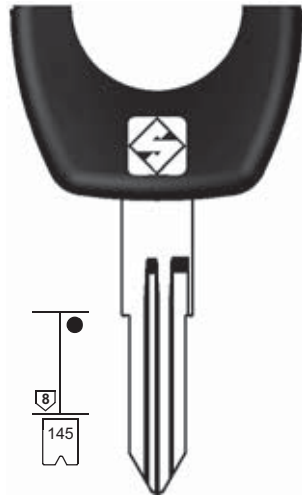
PER: 
FOR:

NISSAN



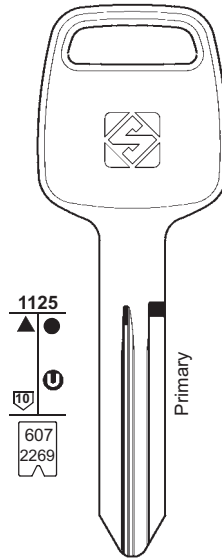
P264
8
145


NSN11T2
X 1-8000
X 8001-9000



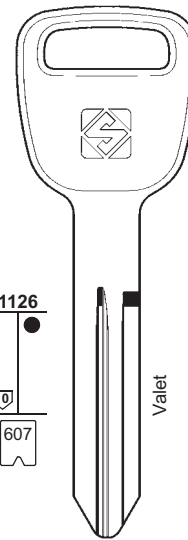
P264
8
145


NSN11T25
X 1-8000
X 8001-9000



1125
10
607
2269

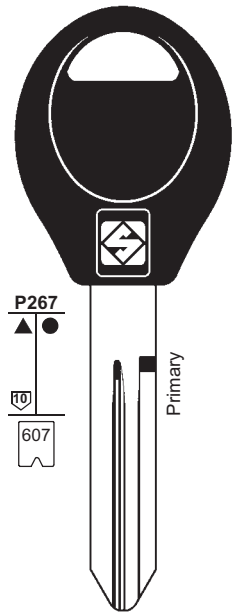

NSN11AT25
X 1-8000
X 8001-9000



1126
10
607


NSN14
..... 1-22185


NSN15
..... 1-22185



P267
10
607

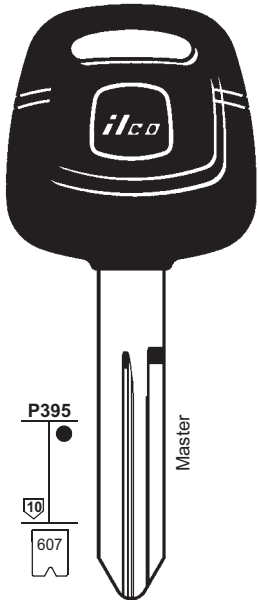

NSN14CP
..... 1-22185

VALEO

VALEO

PER: 
FOR:

NISSAN



P395
10
607
Master


NI02T
..... 1-22185



P264
10
607


NSN14T25
..... 1-22185

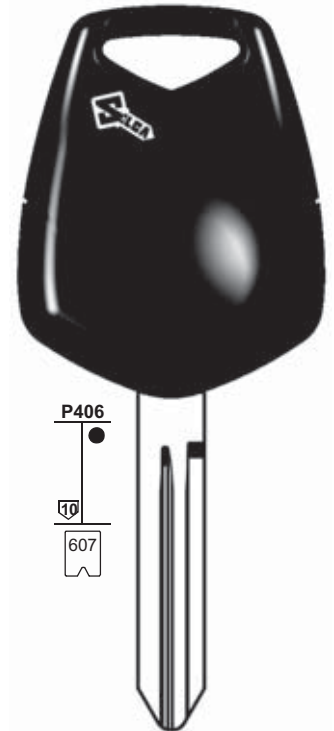

NSN14T13
..... 1-22185
..... 30001-37850



P267
10
607


NSN14AT25
..... 1-22185





















NSN14AT13
..... 1-22185



P406
10
607

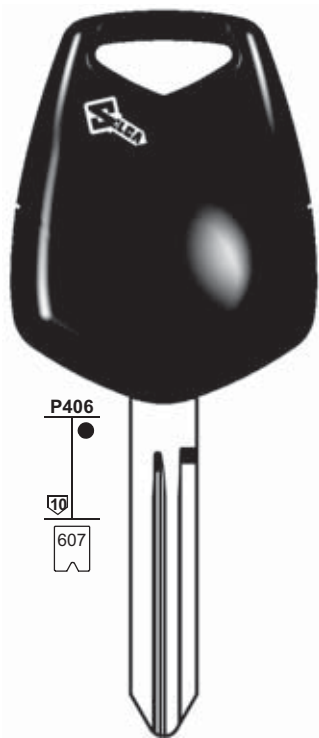

NSN14EH2
..... 1-22185
..... 30001-37850


NSN14EHP
..... 1-22185
..... 30001-37850


1	2	2a	3	6	71	72	42	43 44a	9b	10b 10c	12	15	A	B	C	D
																
CAR MAKE/MODEL 	FROM 1995 	TO 2010 	SILCA REF.  Ref.	TRANSP. TYPE 	ID  FAST COPY PLUS RW4 PLUS	COPY  FAST COPY PLUS RW4 PLUS	ID  FAST COPY RW4	COPY  FAST COPY RW4	ID  RW3	COPY  RW3	STP  					
NISSAN																
MICRA	2003		NSN14EHP	PH / CR2	46	Y	46	P-BOX	46				↔	↔		↔
MICRA	2003		SMART KEY	TEX / CR	XX		XX		XX							
MURANO	2003		NSN14AT13	TEX / CR	XX		XX		XX				↔	↔		↔
MURANO	2003		NSN14T13	TEX / CR	XX		XX		XX				↔	↔		↔
MURANO	2003		NSN14EH2	TEX / CR	XX	Y	XX	Y	XX	PC			↔	↔		↔
NAVARA	2000	2003	NSN14AT25	PH / CR	41	Y	41	Y	41	ID			↔			
NAVARA	2000	2003	NSN14T25	PH / CR	41	Y	41	Y	41	ID			↔			
NAVARA	2003		NSN14EH2	TEX / CR	60	Y	60	Y	60	PC			↔	↔	↔	↔
NAVARA	2003		NSN14AT13	TEX / CR	60		60		60				↔	↔	↔	↔
NAVARA	2003		NSN14T13	TEX / CR	60		60		60				↔	↔	↔	↔
NAVARA	2004		NSN14AT13	TEX / CR	XX		XX		XX				↔	↔		↔
NAVARA	2004		NSN14T13	TEX / CR	XX		XX		XX				↔	↔		↔
NAVARA	2004		NSN14EH2	TEX / CR	XX	Y	XX	Y	XX	PC			↔	↔	↔	↔
NOTE	2006			PH / CR2	46		46		46				↔	↔		↔
NOTE	2006		SMART KEY	TEX / CR	XX		XX		XX							
NOTE	2006		NSN14EHP	PH / CR2	46	Y	46	P-BOX	46				↔	↔		↔
NX ALMERA	1995	1998	NSN11T2	PH	33	Y	33	Y	33	Y	N-N		↔	↔		↔
NX ALMERA	1998	2000	NSN11AT25	PH / CR	41	Y	41	Y	41	ID			↔	↔		↔
NX ALMERA	1998	2000	NSN11T25	PH / CR	41	Y	41	Y	41	ID			↔	↔		↔
PATHFINDER	1996		NSN14										↔	↔	↔	↔
PATHFINDER	1996		NSN14CP										↔	↔	↔	↔
PATHFINDER	1996		NSN15										↔		↔	
PATHFINDER	2000	2002	NI02T	TEX / CR	60		60		60							
PATHFINDER	2005			PH / CR2	46		46		46				↔	↔		↔

PER: 
FOR:

NISSAN



P406
10
607

   
NSN14EH2 1-22185
..... 30001-37850



P264
10
607


 
NSN14T25
..... 1-22185


 
NSN14T13
..... 1-22185
..... 30001-37850

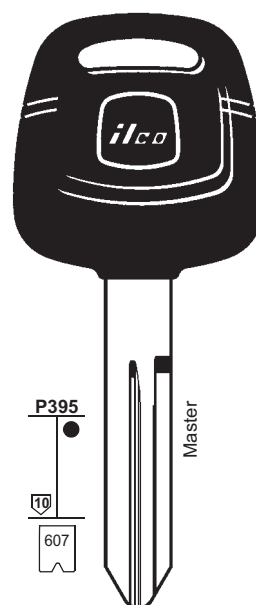
 
NSN14T5
..... 1-22185



10
607

 
NSN14AT25
..... 1-22185

 
NSN14AT13
..... 1-22185



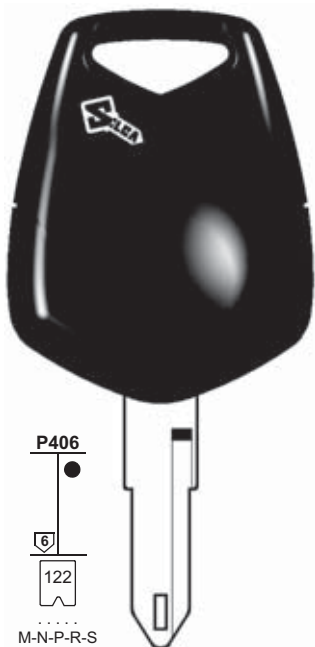
P395
10
607

 
NI02T
..... 1-22185

Master

PER: 
FOR:

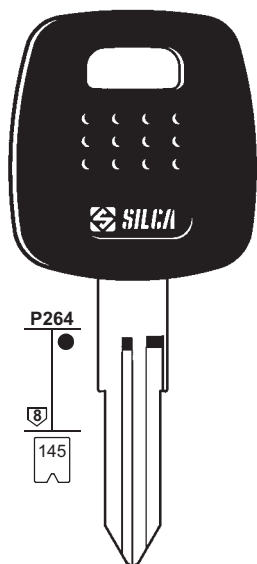
NISSAN



P406
6
122
..... M-N-P-R-S



 
NE72EHP

NEIMAN - VALEO

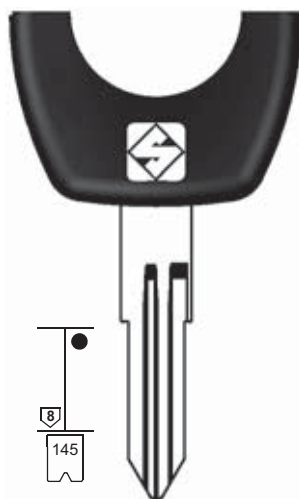


P264
8
145

 
NSN11T25
X 1-8000
X 8001-9000

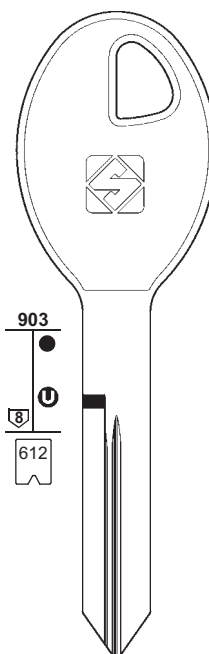
 
NSN11T2
X 1-8000
X 8001-9000

VALEO



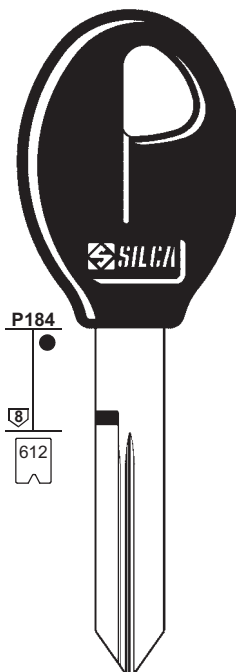
8
145

 
NSN11AT25
X 1-8000
X 8001-9000



903
8
612


NSN16R
..... X 001-1706



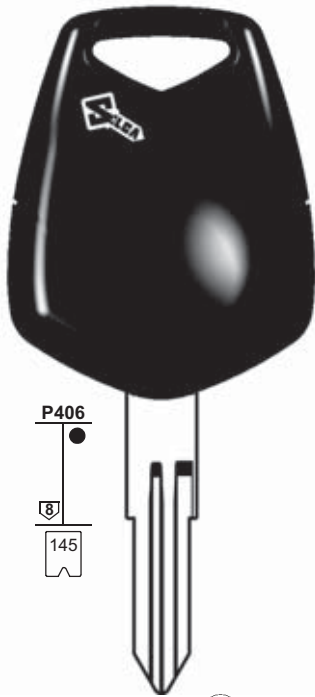
P184
8
612


NSN16RBP
..... X 001-1706

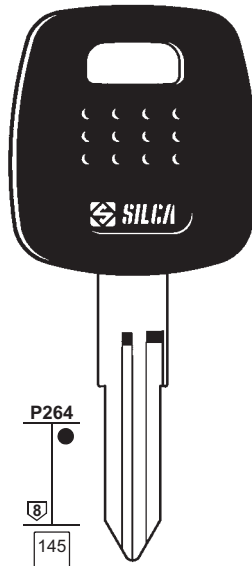
1	2	2a	3	6	71	72	42	43 44a	9b	10b 10c	12	15	A	B	C	D
IGNITION																
CAR MAKE/MODEL	FROM	TO	SILCA REF.	TRANSP. TYPE	ID	COPY	ID	COPY	ID	COPY	STP					
	1995	2010	 Ref.		 FAST COPY PLUS RW4 PLUS	 FAST COPY PLUS RW4 PLUS	 FAST COPY RW4	 FAST COPY RW4	 RW3	 RW3						
NISSAN																
PATHFINDER	2005		NSN14EHP	PH / CR2	46	Y	46	P-BOX	46				↔	↔		↔
PATROL	1998	2003	NSN14AT25	PH / CR	41	Y	41	Y	41	ID			↔	↔		↔
PATROL	1998	2003	NSN14T25	PH / CR	41	Y	41	Y	41	ID						
PATROL	2004		NSN14AT13	TEX / CR	XX		XX		XX				↔	↔		↔
PATROL	2004		NSN14T13	TEX / CR	XX		XX		XX				↔	↔		↔
PATROL	2004		NSN14EH2	TEX / CR	XX	Y	XX	Y	XX	PC			↔	↔		↔
PRIMASTAR	2003		NE72EHP	PH / CR2	46	Y	46	P-BOX	46				↔	↔	↔	↔
PRIMASTAR	2003			PH / CR2	46		46		46				↔	↔	↔	↔
PRIMERA	1995	1996	NSN11T2	PH	33	Y	33	Y	33	Y	N-N		↔	↔	↔	↔
PRIMERA	1997	1998	NSN14T5	PH	33	Y	33	Y	33	Y	N-N		↔	↔	↔	↔
PRIMERA	1998	2000	NSN14EH2	TEX / CR	60	Y	60	Y	60	PC			↔	↔	↔	↔
PRIMERA	1998	2000	NSN14AT13	TEX / CR	60		60		60				↔	↔	↔	↔
PRIMERA	1998	2000	NSN14T13	TEX / CR	60		60		60				↔	↔	↔	↔
PRIMERA	2000	2002	NSN14AT25	PH / CR	41	Y	41	Y	41	ID			↔	↔		↔
PRIMERA	2000	2002	NSN14T25	PH / CR	41	Y	41	Y	41	ID			↔	↔		↔
PRIMERA	2002		NSN14EHP	PH / CR2	46	Y	46	P-BOX	46				↔	↔	↔	↔
PRIMERA	2002			PH / CR2	46		46		46				↔	↔	↔	↔
PULSAR	1995	1996	NSN11T2	PH	33	Y	33	Y	33	Y	N-N		↔	↔	↔	↔
PULSAR	1997	1998	NSN14T5	PH	33	Y	33	Y	33	Y	N-N		↔	↔	↔	↔
PULSAR	1998	2000	NSN14EH2	TEX / CR	60	Y	60	Y	60	PC			↔	↔	↔	↔
PULSAR	1998	2000	NSN14AT13	TEX / CR	60		60		60				↔	↔	↔	↔
PULSAR	1998	2000	NSN14T13	TEX / CR	60		60		60				↔	↔	↔	↔
PULSAR	2000	2004	NSN14AT25	PH / CR	41	Y	41	Y	41	ID			↔	↔		↔
PULSAR	2000	2004	NSN14T25	PH / CR	41	Y	41	Y	41	ID			↔	↔		↔
QASHQAI	2007			PH / CR2	46		46		46				↔	↔		↔
QASHQAI	2007		SMART KEY	TEX / CR	XX		XX		XX							
QASHQAI	2007		NSN14EHP	PH / CR2	46	Y	46	P-BOX	46				↔	↔		↔
QUEST	1996		NSN16R										↔	↔	↔	
QUEST	1996		NSN16RBP										↔	↔	↔	
SENTRA	2000	2002	NI02T	TEX / CR	60		60		60							
SERENA	1996	1999	NSN11T2	PH	33	Y	33	Y	33	Y	N-N		↔	↔	↔	↔
SUNNY [J]	1996	1998	NSN11T2	PH	33	Y	33	Y	33	Y	N-N		↔	↔	↔	↔
TERRANO II	1995	1998	NSN11T2	PH	33	Y	33	Y	33	Y	N-N		↔	↔		↔
TERRANO II	1998	2001	NSN11AT25	PH / CR	41	Y	41	Y	41	ID			↔	↔		↔
TERRANO II	1998	2001	NSN11T25	PH / CR	41	Y	41	Y	41	ID			↔	↔		↔

PER: 
FOR:

NISSAN - NISSAN USA



NSN11EH2
X 1-8000
X 8001-9000



NSN11T25
X 1-8000
X 8001-9000

NSN11T13
X 1-8000
X 8001-9000

NSN11T2
X 1-8000
X 8001-9000

VALEO

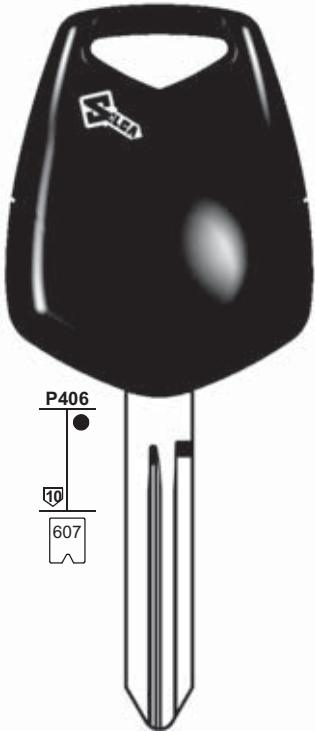


NSN11AT25
X 1-8000
X 8001-9000

NSN11AT13
X 1-8000
X 8001-9000

PER: 
FOR:

NISSAN - NISSAN USA



NSN14EH2
..... 1-22185
..... 30001-37850

NSN14EHP
..... 1-22185
..... 30001-37850



NSN14T25
..... 1-22185

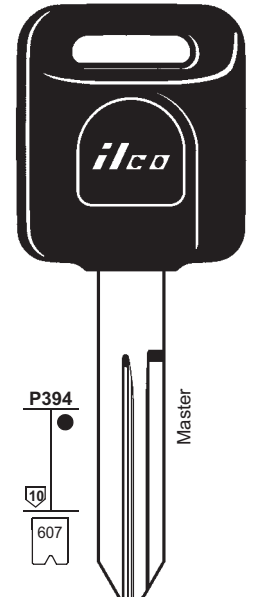
NSN14T13
..... 1-22185
..... 30001-37850

NSN14T14
..... 1-22185



NSN14AT25
..... 1-22185

NSN14AT13
..... 1-22185



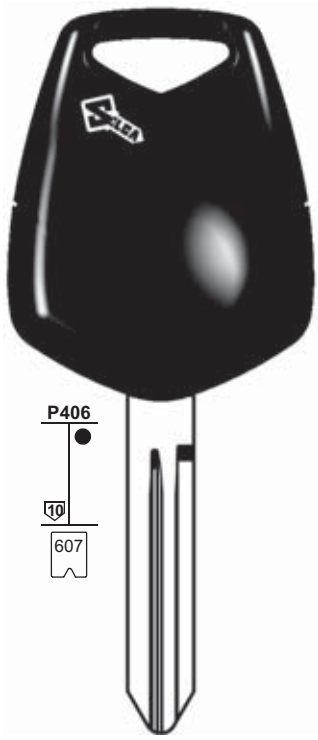
NI01T
..... 1-22185

1	2	2a	3	6	71	72	42	43 44a	9b	10b 10c	12	15	A	B	C	D
IGNITION																
CAR MAKE/MODEL	FROM	TO	SILCA REF.	TRANSP. TYPE	ID	COPY	ID	COPY	ID	COPY	STP					
	1995	2010	 Ref.		 FAST COPY PLUS RW4 PLUS	 FAST COPY PLUS RW4 PLUS	 FAST COPY RW4	 FAST COPY RW4	 RW3	 RW3						
NISSAN																
TERRANO II	2002	2006	NSN11EH2	TEX / CR	60	Y	60	Y	60	PC						
TERRANO II	2002	2006	NSN11AT13	TEX / CR	60		60		60							
TERRANO II	2002	2006	NSN11T13	TEX / CR	60		60		60							
VANETTE CARGO	1996	1999	NSN11T2	PH	33	Y	33	Y	33	Y	N-N		↔	↔		↔
VANETTE CARGO	1999	2000	NSN11AT25	PH / CR	41	Y	41	Y	41	ID			↔	↔		↔
VANETTE CARGO	1999	2000	NSN11T25	PH / CR	41	Y	41	Y	41	ID			↔	↔		↔
VANETTE CARGO	2000		NSN11AT13	TEX / CR	60		60		60				↔	↔		↔
VANETTE CARGO	2000		NSN11T13	TEX / CR	60		60		60				↔	↔		↔
VANETTE CARGO	2000		NSN11EH2	TEX / CR	60	Y	60	Y	60	PC			↔	↔		↔
VANETTE	2000		NSN11AT13	TEX / CR	60		60		60				↔	↔		↔
VANETTE	2000		NSN11T13	TEX / CR	60		60		60				↔	↔		↔
VANETTE	2000		NSN11EH2	TEX / CR	60	Y	60	Y	60	PC			↔	↔		↔
XTERRA	2000	2004	NSN14EH2	TEX / CR	60	Y	60	Y	60	PC						
XTERRA	2000	2004	NSN14T13	TEX / CR	60		60		60							
X-TRAIL [J]	1998	2000	NSN14AT25	PH / CR	41	Y	41	Y	41	ID			↔	↔		↔
X-TRAIL [J]	1998	2000	NSN14T25	PH / CR	41	Y	41	Y	41	ID			↔	↔		↔
X-TRAIL	2001	2003	NSN14EH2	TEX / CR	60	Y	60	Y	60	PC			↔	↔	↔	↔
X-TRAIL	2001	2003	NSN14AT13	TEX / CR	60		60		60				↔	↔	↔	↔
X-TRAIL	2001	2003	NSN14T13	TEX / CR	60		60		60				↔	↔	↔	↔
X-TRAIL	2004		NSN14AT13	TEX / CR	XX		XX		XX				↔	↔		↔
X-TRAIL	2004		NSN14T13	TEX / CR	XX		XX		XX				↔	↔		↔
X-TRAIL	2004		NSN14EH2	TEX / CR	XX	Y	XX	Y	XX	PC			↔	↔	↔	↔
NISSAN USA																
350-Z	2004	2007	NSN14EHP	PH / CR2	46	Y	46	P-BOX	46				↔	↔	↔	↔
350-Z	2004	2007	NSN14T14	PH / CR2	46		46		46				↔	↔	↔	↔
ALTIMA	2000	2004	NI01T	TEX / CR	60		60		60				↔	↔		↔
ALTIMA	2005	2006	NSN14T14	PH / CR2	46		46		46				↔	↔		↔
ALTIMA	2005	2006	NSN14EHP	PH / CR2	46	Y	46	P-BOX	46				↔	↔		↔
ALTIMA	2007			PH / CR2	46		46		46							
ARMADA	2004		NSN14T14	PH / CR2	46		46		46				↔	↔		↔
ARMADA	2004		NSN14EHP	PH / CR2	46	Y	46	P-BOX	46				↔	↔		↔
ARMADA	2008			PH / CR2	46		46		46							
FRONTIER	2006		NSN14T14	PH / CR2	46		46		46							
FRONTIER	2006		NSN14EHP	PH / CR2	46	Y	46	P-BOX	46							
LIVINA	2007		NSN14T14	PH / CR2	46		46		46				↔	↔		↔
LIVINA	2007			PH / CR2	46		46		46							
LIVINA	2007		NSN14EHP	PH / CR2	46	Y	46	P-BOX	46				↔	↔		↔
MAXIMA	1995	2000	NSN11T2	PH	33	Y	33	Y	33	Y	N-N		↔	↔		↔

PER: 
FOR:

NISSAN USA

OLDSMOBILE



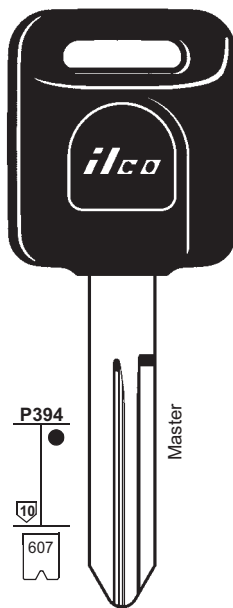
P406
10
607


NSN14EHP
..... 1-22185
..... 30001-37850



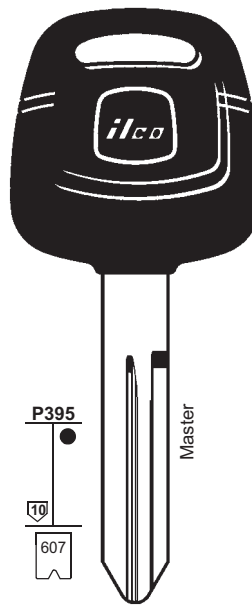
P264
10
607


NSN14T14
..... 1-22185



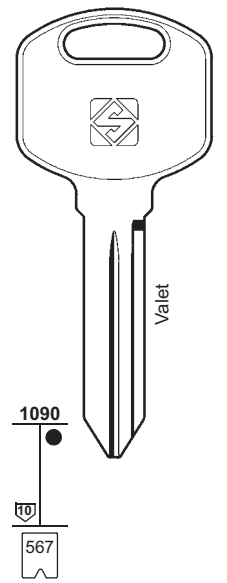
P394
10
607


NI01T
..... 1-22185



P395
10
607


NI02T
..... 1-22185

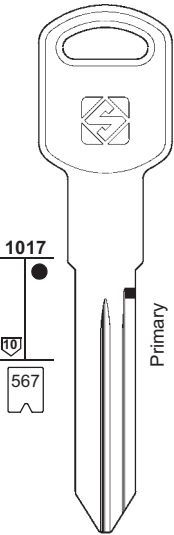


1090
10
567


GM41
..... AA00-7T51
..... S000A-S711K

PER: 
FOR:

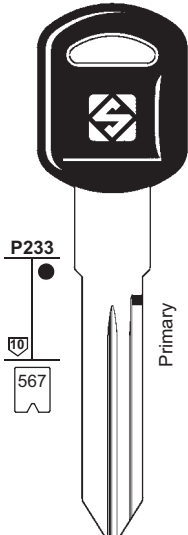
OLDSMOBILE



1017
10
567

..... AA00-7T51
..... S000A-S711K

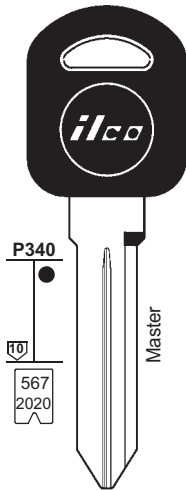

GM39



P233
10
567

..... AA00-7T51
..... S000A-S711K


GM39EP

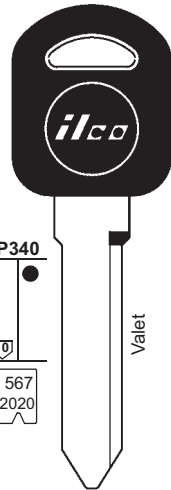


P340
10
567
2020

H 1-3988
..... 1-1988
..... S000A-S711K
O 5000-6999


B97-PT

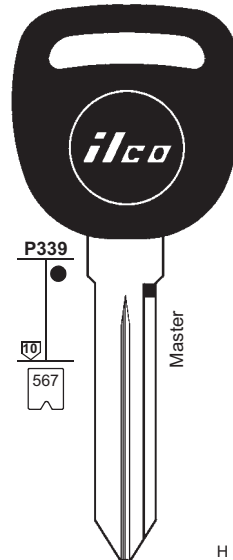

B97-PT5



P340
10
567
2020


B98-PT


B98-PT5

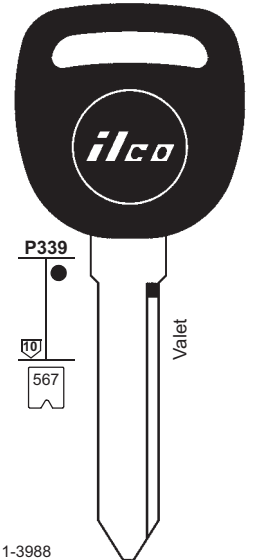


P339
10
567

H 1-3988
..... 1-1988
..... S000A-S711K
O 5000-6999


B99-PT


B99-PT5



P339
10
567


B100-PT

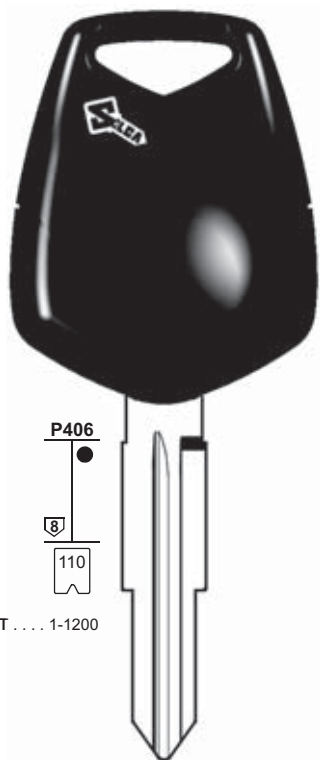

B100-PT5

BRIGGS & STRATTON - GENERAL MOTORS

1	2	2a	3	6	71	72	42	43 44a	9b	10b 10c	12	15	A	B	C	D
IGNITION																
CAR MAKE/MODEL	FROM	TO	SILCA REF.	TRANSP. TYPE	ID	COPY	ID	COPY	ID	COPY	STP					
	1995	2010	 Ref.		 FAST COPY PLUS RW4 PLUS	 FAST COPY PLUS RW4 PLUS	 FAST COPY RW4	 FAST COPY RW4	 RW3	 RW3						
NISSAN USA																
MAXIMA	2001	2003	NI02T	TEX / CR	60		60		60				↔	↔		↔
MAXIMA	2004	2006	NSN14T14	PH / CR2	46		46		46				↔	↔		↔
MAXIMA	2004	2006	NSN14EHP	PH / CR2	46	Y	46	P-BOX	46				↔	↔		↔
MAXIMA	2008			PH / CR2	46		46		46							
MURANO	2003	2008	NSN14EHP	PH / CR2	46	Y	46	P-BOX	46							
MURANO	2003	2008	NSN14T14	PH / CR2	46		46		46							
MURANO	2005	2008		PH / CR2	46		46		46							
MURANO	2009			PH / CR2	46		46		46							
PATHFINDER	1999	2004	NI01T	TEX / CR	60		60		60							
PATHFINDER	1999	2004	NI02T	TEX / CR	60		60		60							
PATHFINDER	2005		NSN14T14	PH / CR2	46		46		46				↔	↔		↔
PATHFINDER	2005		NSN14EHP	PH / CR2	46	Y	46	P-BOX	46				↔	↔		↔
PATHFINDER	2008			PH / CR2	46		46		46							
QUEST	2004	2007	NSN14T14	PH / CR2	46		46		46				↔	↔		↔
QUEST	2004	2007	NSN14EHP	PH / CR2	46	Y	46	P-BOX	46				↔	↔		↔
ROGUE	2007		NSN14T14	PH / CR2	46		46		46				↔	↔		↔
ROGUE	2007			PH / CR2	46		46		46							
ROGUE	2007		NSN14EHP	PH / CR2	46	Y	46	P-BOX	46				↔	↔		↔
SENTRA	2000	2006	NI02T	TEX / CR	60		60		60							
SENTRA	2007		NSN14T14	PH / CR2	46		46		46				↔	↔		↔
SENTRA	2007			PH / CR2	46		46		46							
SENTRA	2007		NSN14EHP	PH / CR2	46	Y	46	P-BOX	46				↔	↔		↔
TIIDA	2007		NSN14T14	PH / CR2	46		46		46				↔	↔		↔
TIIDA	2007		NSN14EHP	PH / CR2	46	Y	46	P-BOX	46				↔	↔		↔
TITAN	2004		NSN14T14	PH / CR2	46		46		46				↔	↔		↔
TITAN	2004		NSN14EHP	PH / CR2	46	Y	46	P-BOX	46				↔	↔		↔
VERSA	2007		NSN14T14	PH / CR2	46		46		46				↔	↔		↔
VERSA	2007			PH / CR2	46		46		46							
VERSA	2007		NSN14EHP	PH / CR2	46	Y	46	P-BOX	46				↔	↔		↔
XTERRA	2003	2004	NI02T	TEX / CR	60		60		60				↔	↔		↔
XTERRA	2005		NSN14T14	PH / CR2	46		46		46				↔	↔		↔
XTERRA	2005		NSN14EHP	PH / CR2	46	Y	46	P-BOX	46				↔	↔		↔
OLDSMOBILE																
ALERO	2000	2004	GM39EP										↔	↔		↔
AURORA	1995	2000	GM39										GM41	↔		↔
AURORA	2001	2003	B100-PT5	MEG	13	Y	13	Y	13	Y						
AURORA	2001	2003	B99-PT5	MEG	13	Y	13	Y	13	Y						
AURORA	2001	2003	B100-PT	MEG	13		13		13		A					
AURORA	2001	2003	B99-PT	MEG	13		13		13		A		↔	↔	↔	↔
INTRIGUE	2000	2003	GM39EP										↔	↔		↔
SILHOUETTE	1999	2004	B97-PT	MEG	13		13		13		A		↔	↔	↔	↔
SILHOUETTE	1999	2004	B97-PT5	MEG	13	Y	13	Y	13	Y	A		↔	↔	↔	↔
SILHOUETTE	1999	2004	B98-PT	MEG	13		13		13		A		↔	↔	↔	
SILHOUETTE	1999	2004	B98-PT5	MEG	13	Y	13	Y	13	Y	A		↔	↔	↔	↔

PER: 
FOR:


OPEL-VAUXHALL



DAEWOO



HUF




YMOS



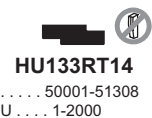
HUF

PER: 
FOR:

OPEL-VAUXHALL

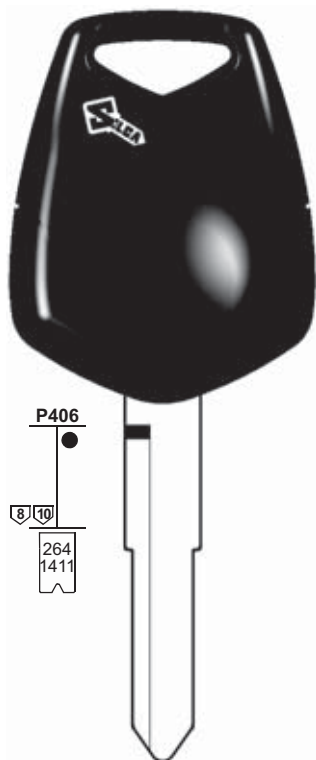


HU133RT12
. 50001-51308
U 1-2000

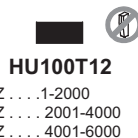



HU133RT14
. 50001-51308
U 1-2000

HUF

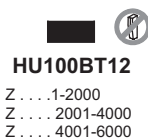



HU133REHP
. 50001-51308
U 1-2000



HU100T12
Z 1-2000
Z 2001-4000
Z 4001-6000

HUF

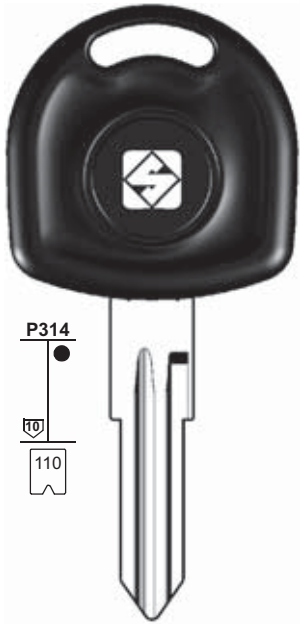


HU100BT12
Z 1-2000
Z 2001-4000
Z 4001-6000

1	2	2a	3	6	71	72	42	43 44a	9b	10b 10c	12	15	A	B	C	D
				IGNITION 												
CAR MAKE/MODEL 	FROM 1995 	TO 2010 	SILCA REF. Ref.	TRANSP. TYPE 	ID FAST COPY PLUS RW4 PLUS	COPY FAST COPY PLUS RW4 PLUS	ID FAST COPY RW4	COPY FAST COPY RW4	ID RW3	COPY RW3	STP 					
OPEL-VAUXHALL																
AGILA Diesel	2008		HU133RT12	PH / CR	40	ID	40	ID	40	ID						
AGILA	2000	2004	HU87RT12	PH / CR	40	ID	40	ID	40	ID						
AGILA	2000	2000	HU87RT5	PH / CR	40	RD	40	RD	40	ID						
AGILA	2004	2008	HU100BT12	PH / CR	40	ID	40	ID	40	ID						
AGILA	2004	2008	HU100T12	PH / CR	40	ID	40	ID	40	ID						
AGILA	2008		HU133RT14	PH / CR2	46		46		46							
AGILA	2008		HU133REHP	PH / CR2	46	Y	46	P-BOX	46							
ANTARA	2007			PH / CR2	46		46		46							
ANTARA	2007		DWO5EHP	PH / CR2	46	Y	46	P-BOX	46							
ASTRA	1995	1998	HU46T2	PH	33	Y	33	Y	33	Y	S-O					
ASTRA	1995	1998	YM28T2	PH	33	Y	33	Y	33	Y	S-O					

PER: 
FOR:

OPEL-VAUXHALL

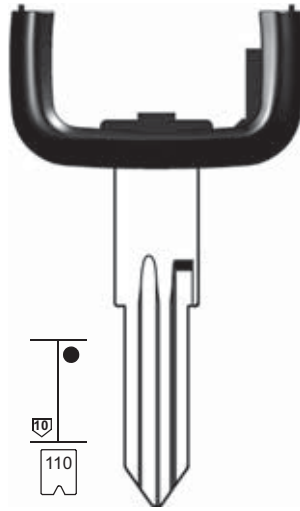


P314
110

 
HU46T12
S 1-5200
S 5298-6300

 
HU46T9
S 1-5200
S 5298-6300


 
HU46T2
S 1-5200
S 5298-6300





110

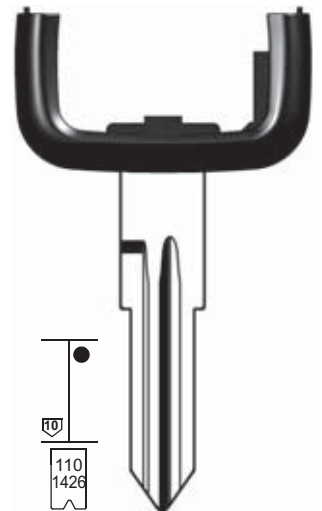
 
HU46AT12
S 1-5200
S 5298-6300

 
HU46AT9
S 1-5200
S 5298-6300







P314
110
1426

 
YM28T2
D 1-5200
S 1-5200
S 5298-6300
S 1002-3997
S 4000-5874



110
1426

 
YM28AT9
D 1-5200
S 1-5200
S 5298-6300
S 1002-3997
S 4000-5874

 
YM28AT12
D 1-5200
S 1-5200
S 5298-6300
S 1002-3997
S 4000-5874

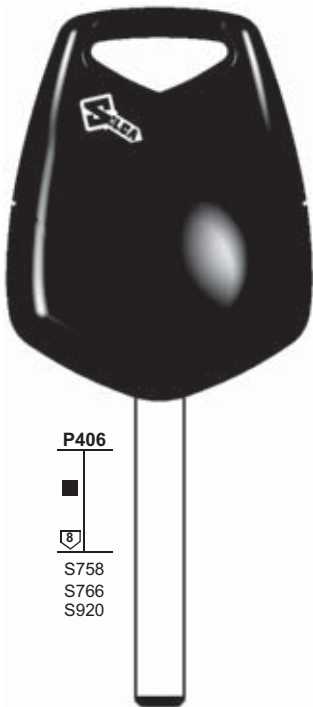
HUF

YMOS

VALEO

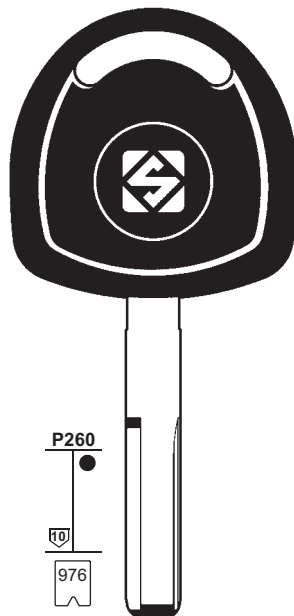
PER: 
FOR:

OPEL-VAUXHALL



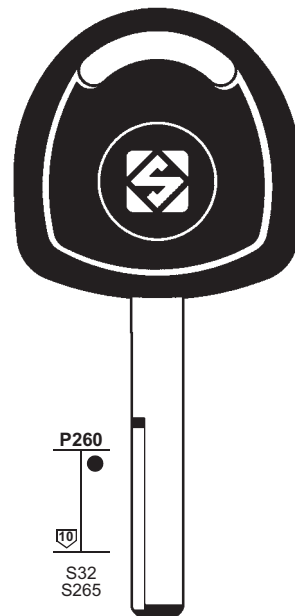
P406
S758
S766
S920

 
HU100EHP
Z 1-2000
Z 2001-4000
Z 4001-6000



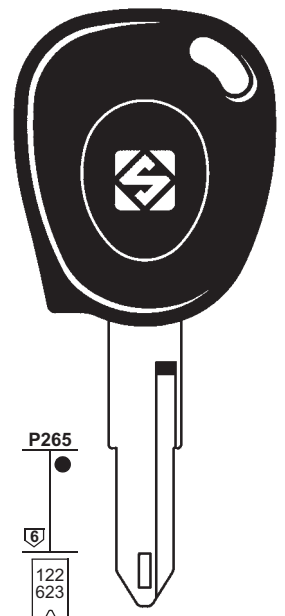
P260
976
S31
S32
S264
S265

 
HU43T2
H
WH
0001-3000



P260
S32
S265

 
YM27T2
Y
WY
1-3000



P265
122
623

 
NE73T5
M-N-P-R-S

HUF

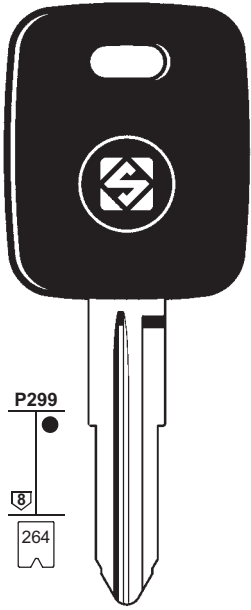
HUF

NEIMAN - VALEO

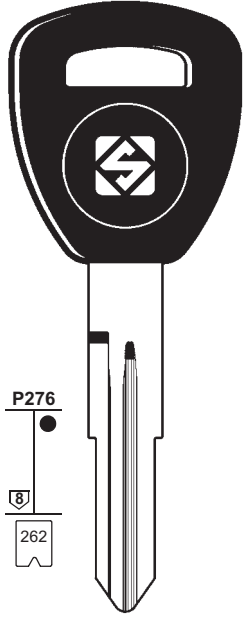
1	2	2a	3	6	71	72	42	43 44a	9b	10b 10c	12	15	A	B	C	D
													IGNITION			
	FROM	TO	SILCA REF.	TRANSP. TYPE	ID	COPY	ID	COPY	ID	COPY	STP					
	1995	2010	 Ref.													
OPEL-VAUXHALL																
ASTRA	1998	2001	HU46AT9	PH / CR	40	ID	40	ID	40	ID						
ASTRA	1998	2001	HU46T9	PH / CR	40	ID	40	ID	40	ID						
ASTRA	1998	2001	YM28AT9	PH / CR	40	ID	40	ID	40	ID						
ASTRA	1998	2000	HU46T2	PH / CR	40	RD	40	RD	40	ID						
ASTRA	1998	2000	YM28T2	PH / CR	40	RD	40	RD	40	ID						
ASTRA	2001	2004	HU46AT12	PH / CR	40	ID	40	ID	40	ID						
ASTRA	2001	2004	HU46T12	PH / CR	40	ID	40	ID	40	ID						
ASTRA	2001	2004	YM28AT12	PH / CR	40	ID	40	ID	40	ID						
ASTRA	2004			PH / CR2	46		46		46							
ASTRA	2004		HU100EHP	PH / CR2	46	Y	46	P-BOX	46							
CALIBRA	1995	1998	HU43T2	PH	33	Y	33	Y	33	Y	S-O					
CALIBRA	1995	1998	YM27T2	PH	33	Y	33	Y	33	Y	S-O					
COMBO	1998	2002	HU46T2	PH	33	Y	33	Y	33	Y	S-O					
COMBO	1998	2002	NE73T5	PH	33	Y	33	Y	33	Y	S-O					
COMBO	2002		HU46AT12	PH / CR	40	ID	40	ID	40	ID						
COMBO	2002		HU46T12	PH / CR	40	ID	40	ID	40	ID						
CORSA	1995	1998	HU46T2	PH	33	Y	33	Y	33	Y	S-O					
CORSA	1995	1998	YM28T2	PH	33	Y	33	Y	33	Y	S-O					
CORSA	1998	1999	HU46AT9	PH / CR	40	ID	40	ID	40	ID						
CORSA	1998	1999	HU46T9	PH / CR	40	ID	40	ID	40	ID						
CORSA	1998	1999	YM28AT9	PH / CR	40	ID	40	ID	40	ID						
CORSA	1998	2000	HU46T2	PH / CR	40	RD	40	RD	40	ID						

PER: 
FOR: 

OPEL-VAUXHALL



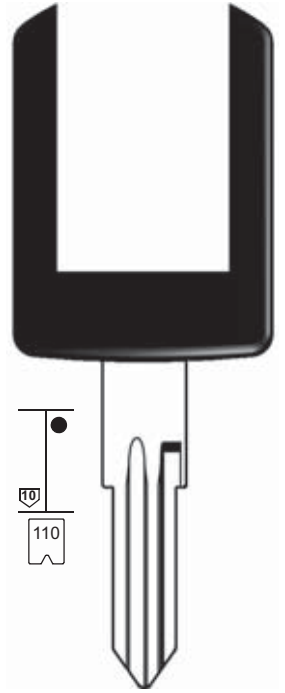
 
GM15T5
N
5001-7000



 
HON58RT6
. . . . 5001-8442



 
HU46T12
S 1-5200
S 5298-6300



 
HU46BT12
S 1-5200
S 5298-6300



HONDA

HUF

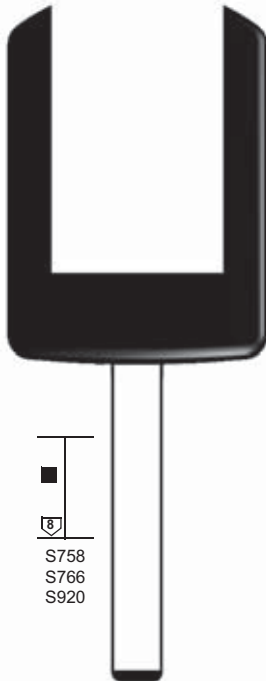
PER: 
FOR: 



OPEL-VAUXHALL



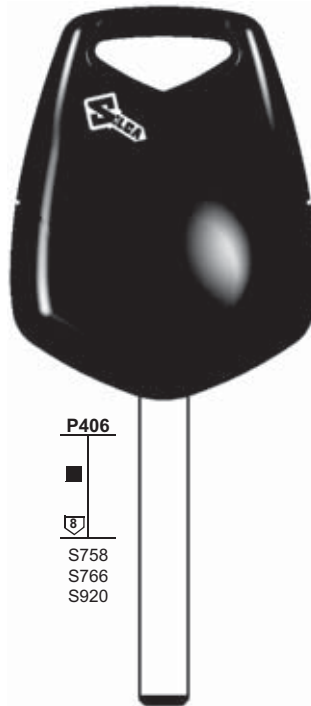
 
HU100T12
Z 1-2000
Z 2001-4000
Z 4001-6000

HUF

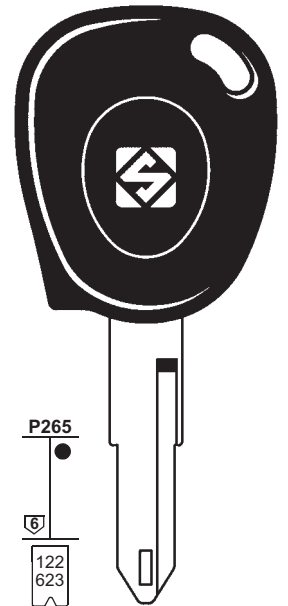


 
HU100BT12
Z 1-2000
Z 2001-4000
Z 4001-6000

HUF



















 
HU100EHP
Z 1-2000
Z 2001-4000
Z 4001-6000




 
NE73T5
.....
M-N-P-R-S

NEIMAN - VALEO

1	2	2a	3	6	71	72	42	43 44a	9b	10b 10c	12	15	A	B	C	D	
				IGNITION													
																	
CAR MAKE/MODEL	FROM	TO	SILCA REF.	TRANSP. TYPE	ID	COPY	ID	COPY	ID	COPY	STP						
	1995	2010	 Ref.		 FAST COPY PLUS RW4 PLUS	 FAST COPY PLUS RW4 PLUS	 FAST COPY RW4	 FAST COPY RW4	 RW3	 RW3							
OPEL-VAUXHALL																	
CORSA	2000	2004	HU46BT12	PH / CR	40	ID	40	ID	40	ID			⇐	⇐	⇐	⇐	
CORSA	2000	2004	HU46T12	PH / CR	40	ID	40	ID	40	ID			⇐	⇐	⇐	⇐	
CORSA	2004	2006	HU100BT12	PH / CR	40	ID	40	ID	40	ID			⇐	⇐		⇐	
CORSA	2004	2006	HU100T12	PH / CR	40	ID	40	ID	40	ID			⇐	⇐		⇐	
CORSA	2006			PH / CR2	46		46		46				⇐	⇐		⇐	
CORSA	2006		HU100EHP	PH / CR2	46	Y	46	P-BOX	46				⇐	⇐		⇐	
FRONTERA	1996	1999	GM15T5	MEG	13	Y	13	Y	13	Y	Meg		⇐	⇐	⇐	⇐	
FRONTERA	1999	2003	HON58RT6	MEG / CR	48		48		48				⇐	⇐	⇐	⇐	
INSIGNA	2008			PH / CR2	46		46		46				⇐	⇐		⇐	
INSIGNA	2008		HU100EHP	PH / CR2	46	Y	46	P-BOX	46				⇐	⇐		⇐	
MERIVA	2002	2004	HU46BT12	PH / CR	40	ID	40	ID	40	ID			⇐	⇐		⇐	
MERIVA	2004		HU100BT12	PH / CR	40	ID	40	ID	40	ID			⇐	⇐		⇐	
MERIVA	2004		HU100T12	PH / CR	40	ID	40	ID	40	ID			⇐	⇐		⇐	
MOVANO	1998	2001	NE73T5	PH	33	Y	33	Y	33	Y	S-O		⇐	⇐	⇐	⇐	
MOVANO	2002			PH / CR2	46		46		46				⇐	⇐	⇐	⇐	

PER: 
FOR: 

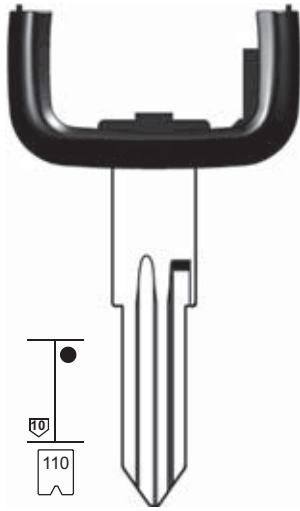
OPEL-VAUXHALL



P314
110


 
HU46T9
S 1-5200
S 5298-6300

 
HU46T2
S 1-5200
S 5298-6300





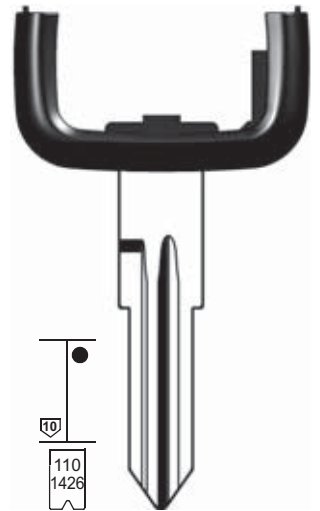
110

 
HU46AT9
S 1-5200
S 5298-6300





P314
110
1426

 
YM28T2
D 1-5200
S 1-5200
S 5298-6300
S 1002-3997
S 4000-5874



110
1426

 
YM28AT9
D 1-5200
S 1-5200
S 5298-6300
S 1002-3997
S 4000-5874

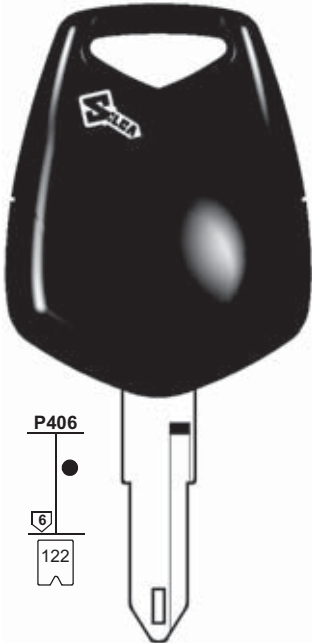
HUF

YMOS

VALEO

PER: 
FOR: 

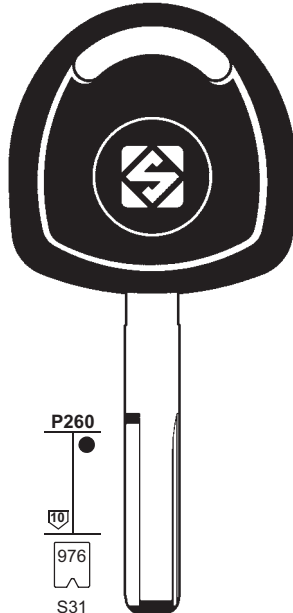
OPEL-VAUXHALL



P406
122

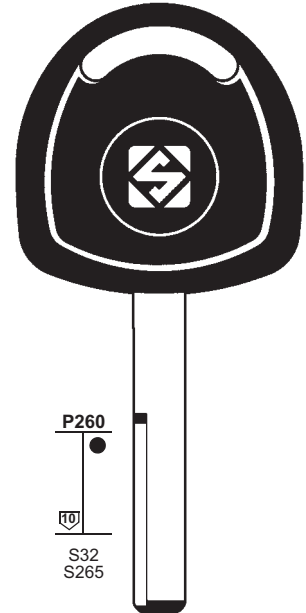
 
NE72EHP
M-N-P-R-S

VALEO





P260
976
S31
S32
S264
S265

 
HU43T2
H
WH
0001-3000



P260
S32
S265

 
YM27T2
Y
WY
1-3000


1	2	2a	3	6	71	72	42	43 44a	9b	10b 10c	12	15	A	B	C	D
IGNITION																
CAR MAKE/MODEL	FROM	TO	SILCA REF.	TRANSP. TYPE	ID	COPY	ID	COPY	ID	COPY	STP					
	1995	2010	 Ref.		 FAST COPY PLUS RW4 PLUS	 FAST COPY PLUS RW4 PLUS	 FAST COPY RW4	 FAST COPY RW4	 RW3	 RW3						

OPEL-VAUXHALL

MOVANO	2002		NE72EHP	PH / CR2	46	Y	46	P-BOX	46					↔	↔	↔	↔
OMEGA	1995	1998	HU43T2	PH	33	Y	33	Y	33	Y	S-O			↔	↔	↔	↔
OMEGA	1995	1998	YM27T2	PH	33	Y	33	Y	33	Y	S-O			↔	↔	↔	↔
OMEGA	1998	2001	HU46AT9	PH / CR	40	ID	40	ID	40	ID				↔	↔	↔	↔
OMEGA	1998	2001	HU46T9	PH / CR	40	ID	40	ID	40	ID				↔	↔	↔	↔
OMEGA	1998	2001	YM28AT9	PH / CR	40	ID	40	ID	40	ID				↔	↔	↔	↔
OMEGA	1998	1999	HU46T2	PH / CR	40	RD	40	RD	40	ID				↔	↔	↔	↔
OMEGA	1998	1999	YM28T2	PH / CR	40	RD	40	RD	40	ID				↔	↔	↔	↔
SIGNUM	2003	2008		PH / CR2	46		46		46					↔	↔		↔

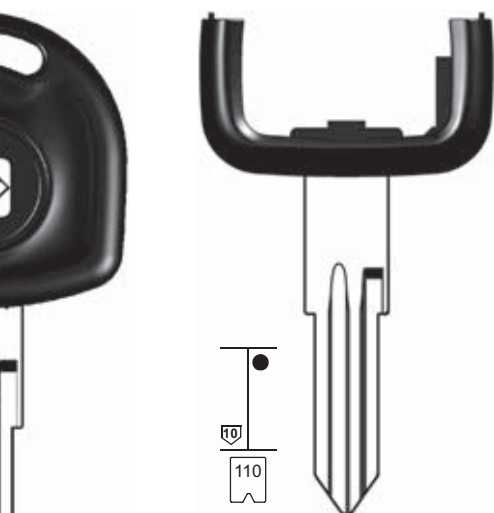
PER: 
FOR:

OPEL-VAUXHALL




P314
110

 **HU46T12**
S 1-5200
S 5298-6300



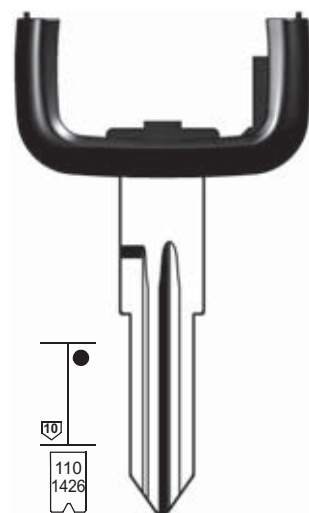
P314
110

 **HU46T9**
S 1-5200
S 5298-6300





P314
110
1426


 **HU46AT12**
S 1-5200
S 5298-6300



P314
110
1426

 **YM28T2**
D 1-5200
S 1-5200
S 5298-6300
..... 1002-3997
..... 4000-5874

 **YM28AT9**
D 1-5200
S 1-5200
S 5298-6300
..... 1002-3997
..... 4000-5874

 **YM28AT12**
D 1-5200
S 1-5200
S 5298-6300
..... 1002-3997
..... 4000-5874

 **HU46T2**
S 1-5200
S 5298-6300

 **HU46AT9**
S 1-5200
S 5298-6300

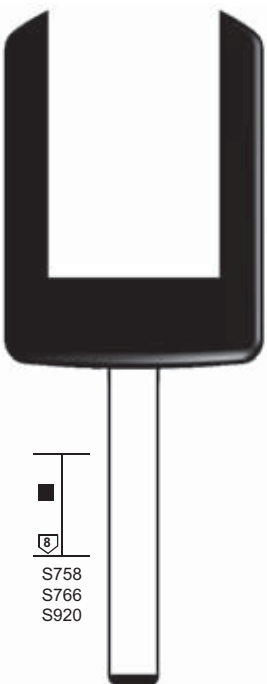
HUF

YMOS

VALEO

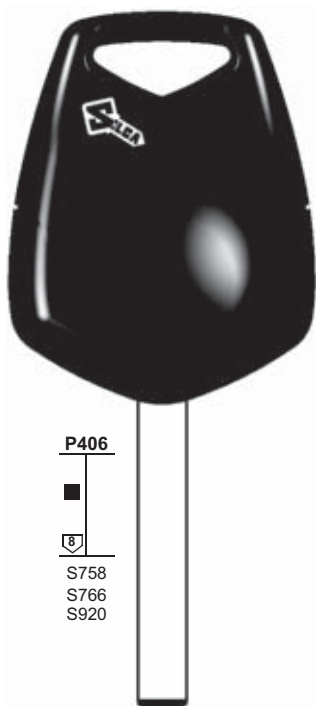
PER: 
FOR:

OPEL-VAUXHALL



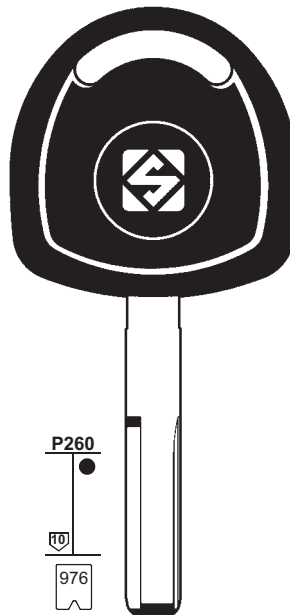
S758
S766
S920

 **HU100BT12**
Z 1-2000
Z 2001-4000
Z 4001-6000



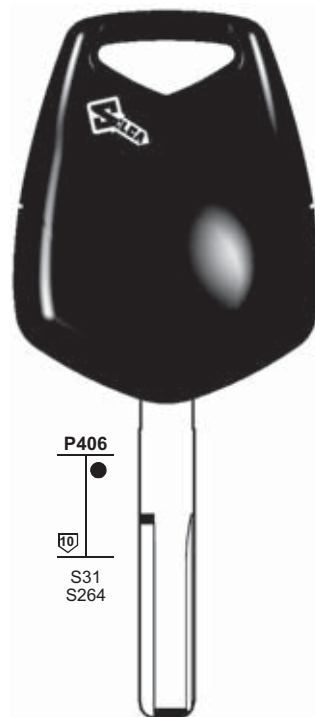
P406
S758
S766
S920

 **HU100EHP**
Z 1-2000
Z 2001-4000
Z 4001-6000



P260
976
S31
S32
S264
S265

 **HU43T2**
H
WH
0001-3000



P406
S31
S264

 **HU43EHP**
H
WH
0001-3000


HUF

HUF - WITTE

1	2	2a	3	6	71	72	42	43 44a	9b	10b 10c	12	15	A	B	C	D
				IGNITION 												
CAR MAKE/MODEL	FROM	TO	SILCA REF.	TRANSP. TYPE	ID	COPY	ID	COPY	ID	COPY	STP					
	1995	2010	 Ref.		 FAST COPY PLUS RW4 PLUS	 FAST COPY PLUS RW4 PLUS	 FAST COPY RW4	 FAST COPY RW4	 RW3	 RW3						
OPEL-VAUXHALL																
SIGNUM	2003	2008	HU100EHP	PH / CR2	46	Y	46	P-BOX	46							
SIGNUM	2003	2005	HU43EHP	PH / CR2	46	Y	46	P-BOX	46							
SINTRA	1997	1999	HU43T2	PH	33	Y	33	Y	33	Y	S-O					
SPEEDSTER	2001	2005	HU46AT12	PH / CR	40	ID	40	ID	40	ID						
SPEEDSTER	2001	2005	HU46T12	PH / CR	40	ID	40	ID	40	ID						
TIGRA	1995	1998	HU46T2	PH	33	Y	33	Y	33	Y	S-O					
TIGRA	1995	1998	YM28T2	PH	33	Y	33	Y	33	Y	S-O					
TIGRA	1998	2001	HU46AT9	PH / CR	40	ID	40	ID	40	ID						
TIGRA	1998	2001	HU46T9	PH / CR	40	ID	40	ID	40	ID						
TIGRA	1998	2001	YM28AT9	PH / CR	40	ID	40	ID	40	ID						
TIGRA	1998	2000	HU46T2	PH / CR	40	RD	40	RD	40	ID						
TIGRA	2001	2002	HU46AT12	PH / CR	40	ID	40	ID	40	ID						
TIGRA	2001	2002	HU46T12	PH / CR	40	ID	40	ID	40	ID						
TIGRA	2001	2002	YM28AT12	PH / CR	40	ID	40	ID	40	ID						
TIGRA	2004		HU100BT12	PH / CR	40	ID	40	ID	40	ID						

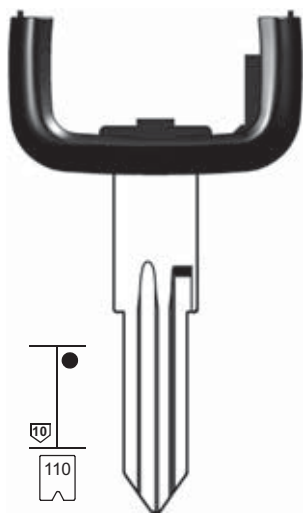
PER: 
FOR:

OPEL-VAUXHALL




HU46T12

S 1-5200
S 5298-6300



HU46AT12

S 1-5200
S 5298-6300



HU100T12

Z 1-2000
Z 2001-4000
Z 4001-6000



HU100EHP

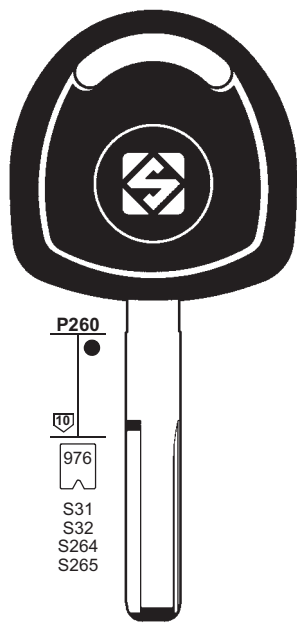
Z 1-2000
Z 2001-4000
Z 4001-6000

HUF

HUF

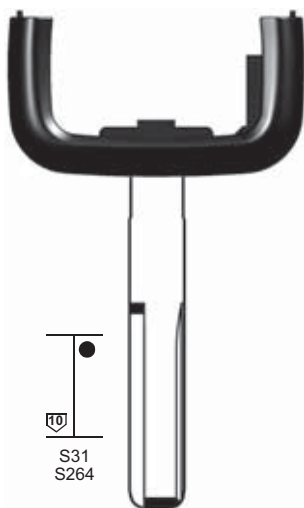
PER: 
FOR:

OPEL-VAUXHALL



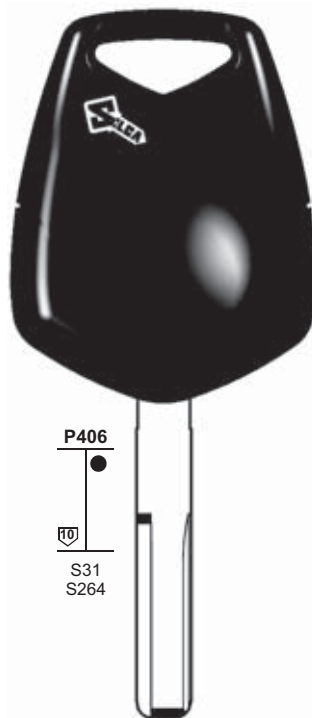
HU43T9

H 0001-3000
WH 0001-3000



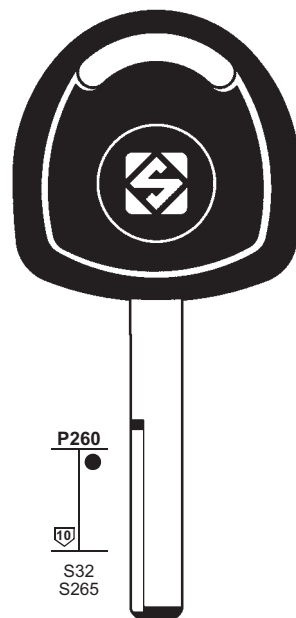
HU43AT9

H
WH 0001-3000



HU43EHP

H
WH 0001-3000





















YM27T2

Y
WY 1-3000

HUF


HUF - WITTE

YMOS

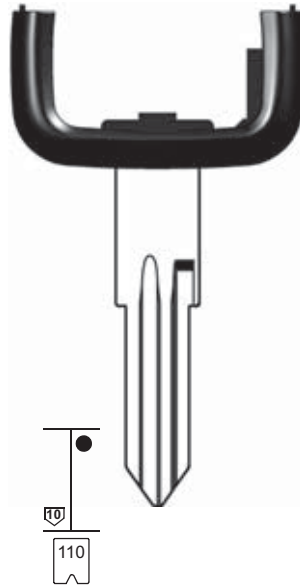
1	2	2a	3	6	71	72	42	43 44a	9b	10b 10c	12	15	A	B	C	D			
				IGNITION 															
CAR MAKE/MODEL	FROM	TO	SILCA REF.	TRANSP. TYPE	ID	COPY	ID	COPY	ID	COPY	STP								
	1995 	2010 	 Ref.		 FAST COPY PLUS RW4 PLUS	 FAST COPY PLUS RW4 PLUS	 FAST COPY RW4	 FAST COPY RW4	 RW3	 RW3									
OPEL-VAUXHALL																			
TIGRA	2004		HU100T12	PH / CR	40		ID	40	ID	40	ID			↔	↔		↔		
VECTRA	1995	1998	HU43T2	PH	33		Y	33	Y	33	Y	S-O		↔	↔	↔	↔		
VECTRA	1995	1998	YM27T2	PH	33		Y	33	Y	33	Y	S-O		↔	↔	↔	↔		
VECTRA	1998	2001	HU43AT9	PH / CR	40		ID	40	ID	40	ID			↔	↔	↔	↔		
VECTRA	1998	2001	HU43T9	PH / CR	40		ID	40	ID	40	ID			↔	↔	↔	↔		
VECTRA	1998	2000	HU43T2	PH / CR	40		RD	40	RD	40	ID			↔	↔	↔	↔		
VECTRA	2001	2004	HU46AT12	PH / CR	40		ID	40	ID	40	ID			↔	↔	↔	↔		
VECTRA	2001	2004	HU46T12	PH / CR	40		ID	40	ID	40	ID			↔	↔	↔	↔		
VECTRA	2002	2005	HU43EHP	PH / CR2	46		Y	46	P-BOX	46				↔	↔	↔	↔		
VECTRA	2004	2008		PH / CR2	46			46		46				↔	↔	↔	↔		
VECTRA	2004	2008	HU100EHP	PH / CR2	46		Y	46	P-BOX	46				↔	↔	↔	↔		
VIVARO	2002			PH / CR2	46			46		46				↔	↔	↔	↔		

PER: 
FOR:

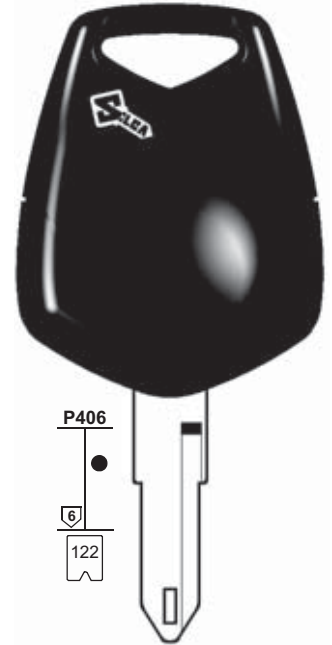
OPEL-VAUXHALL




HU46T12
S 1-5200
S 5298-6300




HU46AT12
S 1-5200
S 5298-6300



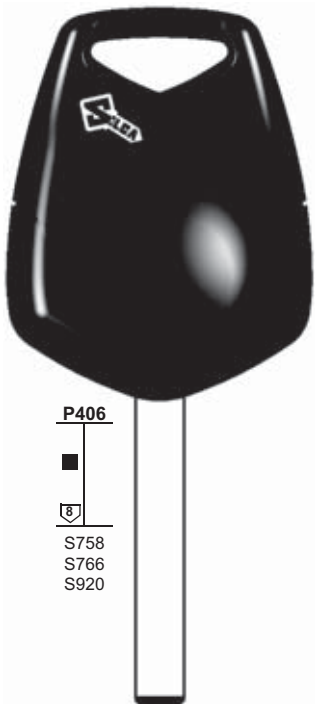

NE72EHP
.....
M-N-P-R-S

HUF

NEIMAN - VALEO

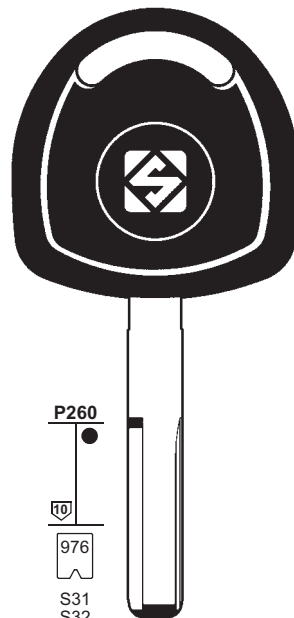
PER: 
FOR:

OPEL-VAUXHALL



P406
■
S758
S766
S920


HU100EHP
Z 1-2000
Z 2001-4000
Z 4001-6000



P260
●
S31
S32
S264
S265


HU43T9
H
WH
0001-3000


HU43T2
H
WH
0001-3000



















●
S31
S264


HU43AT9
H
WH
0001-3000

HUF

HUF





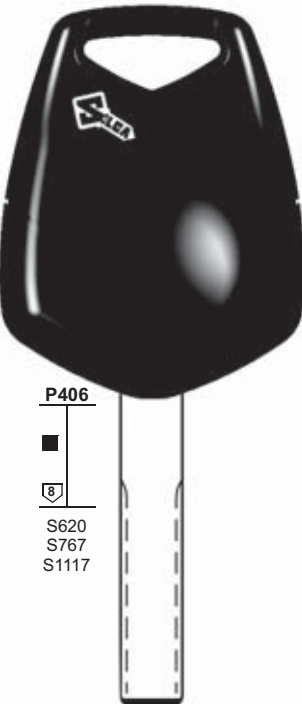




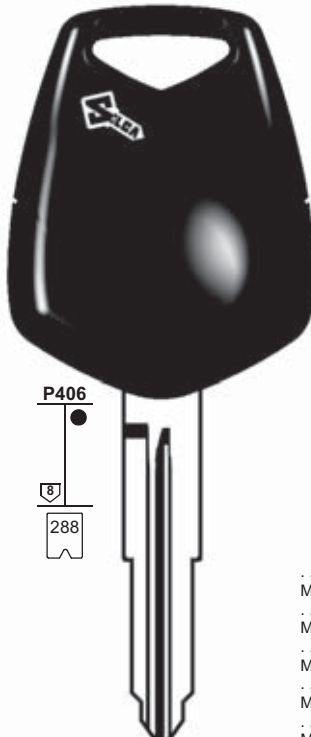




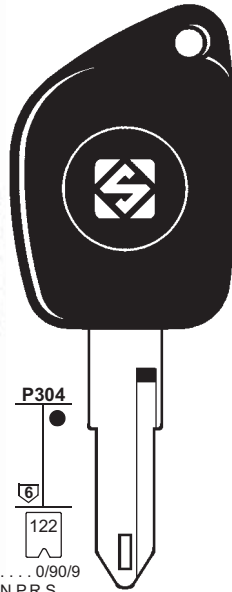








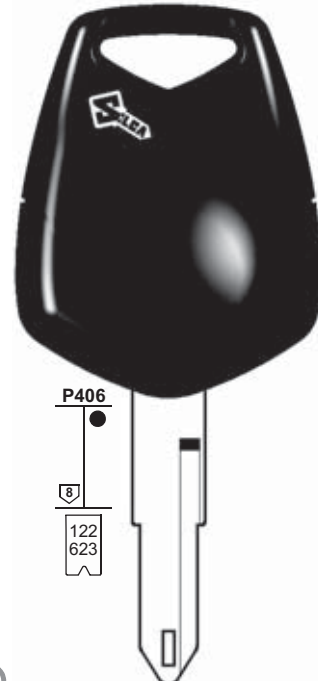




1	2	2a	3	6	71	72	42	43 44a	9b	10b 10c	12	15	A	B	C	D	
				IGNITION 													
CAR MAKE/MODEL 	FROM 1995 	TO 2010 	SILCA REF.  Ref.	TRANSP. TYPE 	ID  FAST COPY PLUS RW4 PLUS	COPY  FAST COPY PLUS RW4 PLUS	ID  FAST COPY RW4	COPY  FAST COPY RW4	ID  RW3	COPY  RW3	STP    						

OPEL-VAUXHALL

VIVARO	2002		NE72EHP	PH / CR2	46	Y	46	P-BOX	46						←	←	←	←
ZAFIRA	1999	2001	HU43AT9	PH / CR	40	ID	40	ID	40	ID								
ZAFIRA	1999	2001	HU43T9	PH / CR	40	ID	40	ID	40	ID								
ZAFIRA	1999	2001	HU43T2	PH / CR	40	RD	40	RD	40	ID				←	←	←	←	
ZAFIRA	2001	2005	HU46AT12	PH / CR	40	ID	40	ID	40	ID								
ZAFIRA	2001	2005	HU46T12	PH / CR	40	ID	40	ID	40	ID								
ZAFIRA	2006			PH / CR2	46		46		46					←	←	←	←	
ZAFIRA	2006		HU100EHP	PH / CR2	46	Y	46	P-BOX	46					←	←	←	←	





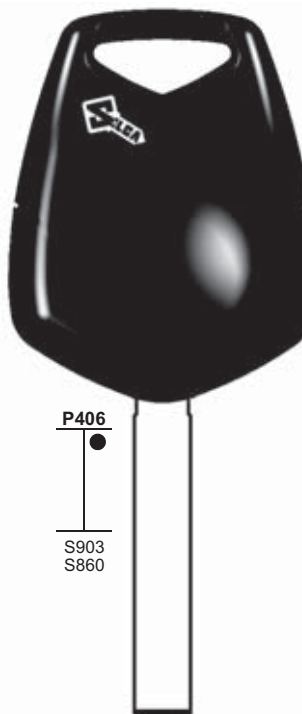



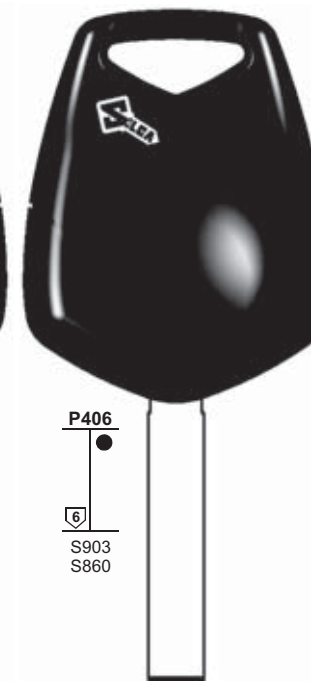




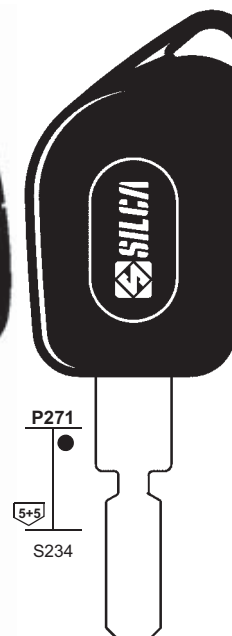



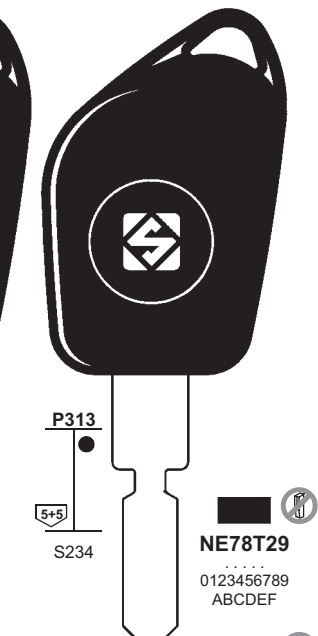








PER: 
FOR:

PEUGEOT

 P386  S620 S767 S1117   HU83T14 1-2000 HUF - VALEO	 P406   S620 S767 S1117   HU83EHP 1-2000 HUF - VALEO	 P406   288   MIT11REHP 30010-32009 MITSUBISHI	 P304   122 0/90/9 M.N.P.R.S 1/9 ... A/Z M.N.P.R.S 1/9 ... A/Z M.N.P.R.S 1/9 ... A/Z/A/Z M.N.P.R.S 1/9 ... A/Z M.N.P.R.S 1/9 A/Z M.N.P.R.S   NE72AT29   NE72AT14   NE72AT5 NEIMAN	 P406   122 623   NE73EHP M-N-P-R-S NEIMAN
---	--	--	---	--

PER: 
FOR:


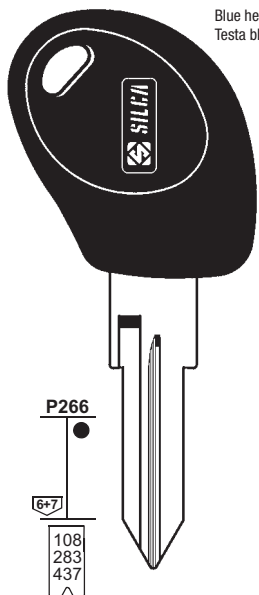
PEUGEOT

 P386  S681 S823 S830   VA2T14 1-2-3-4-Q-5-6-7-8-H A-B-C-D-E-F VALEO	 P406  S903 S860   VA2EH2 B1085-B9547 12897-A9999 VALEO	 P406   S903 S860   VA6EHP B1085-B9547 12897-A9999 VALEO	 P271   S234  NE78P 0123456789 ABCDEF NEIMAN - VALEO	 P313   S234   NE78T29 0123456789 ABCDEF   NE78T14 0123456789 ABCDEF   NE78T5 0123456789 ABCDEF NEIMAN - VALEO
---	---	--	--	--

1	2	2a	3	6	71	72	42	43 44a	9b	10b 10c	12	15	A	B	C	D
IGNITION																
CAR MAKE/MODEL	FROM	TO	SILCA REF.	TRANSP. TYPE	ID	COPY	ID	COPY	ID	COPY	STP					
	1995	2010	 Ref.		 FAST COPY PLUS RW4 PLUS	 FAST COPY PLUS RW4 PLUS	 FAST COPY RW4	 FAST COPY RW4	 RW3	 RW3						
PEUGEOT																
1007	2004		VA2T14	PH / CR2	46		46		46				↔	↔	↔	↔
1007	2004		VA6EHP	PH / CR2	46	Y	46	P-BOX	46				↔	↔	↔	↔
106	1997	2000	NE72AT5	PH	33	Y	33	Y	33	Y	G-V		↔	↔		↔
106	2000	2004	NE72AT14	PH / CR2	46		46		46				↔	↔		↔
106	2000	2004	NE73EHP	PH / CR2	46	Y	46	P-BOX	46				↔	↔		↔
107	2005			TEX / CR	70		70		67				↔	↔		↔
107	2005		VA2EH2	TEX / CR	70	Y	70	Y	67	PC			↔	↔		↔
206 CABRIO	2001	2002	NE72AT29	PH / CR	45	Y	45	Y	45	ID			↔	↔		↔
206 CABRIO	2002		NE72AT14	PH / CR2	46		46		46				↔	↔	↔	↔
206 CABRIO	2002		NE73EHP	PH / CR2	46	Y	46	P-BOX	46				↔	↔	↔	↔
206	1998	2001	NE72AT29	PH / CR	45	Y	45	Y	45	ID			↔	↔		↔
206	2001		NE72AT14	PH / CR2	46		46		46				↔	↔	↔	↔
206	2001		NE73EHP	PH / CR2	46	Y	46	P-BOX	46				↔	↔	↔	↔
207	2006			PH / CR2	46		46		46				↔	↔		↔
207	2006		HU83EHP	PH / CR2	46	Y	46	P-BOX	46				↔	↔		↔
3008	2009			PH / CR2	46		46		46				↔			
3008	2009		HU83EHP	PH / CR2	46	Y	46	P-BOX	46				↔			
306 [SB]	1997	2002	NE72AT5	PH	33	Y	33	Y	33	Y	G-C		↔	↔		↔
306 [SC]	1997	2002	NE72AT5	PH	33	Y	33	Y	33	Y	G-C		↔	↔		↔
307	2001	2009	HU83T14	PH / CR2	46		46		46				↔	↔		↔
307	2001	2009	HU83EHP	PH / CR2	46	Y	46	P-BOX	46				↔	↔		↔
308	2007			PH / CR2	46		46		46				↔	↔		↔
308	2007		HU83EHP	PH / CR2	46	Y	46	P-BOX	46				↔	↔		↔
4007	2007			PH / CR2	46		46		46				↔			
4007	2007		MIT11REHP	PH / CR2	46	Y	46	P-BOX	46				↔			
406 [SB]	1997	1999	NE78T5	PH	33	Y	33	Y	33	Y	G-C		↔	↔		
406 [SC]	1997	1999	NE78T5	PH	33	Y	33	Y	33	Y	G-C		↔	↔		
406 [SV]	1997	1999	NE78T5	PH	33	Y	33	Y	33	Y	G-V		↔	↔		
406	1995	1997	NE78P										↔	↔		↔
406	1999	2002	NE78T29	PH / CR	45	Y	45	Y	45	ID			↔	↔		↔
406	2002		NE78T14	PH / CR2	46		46		46				↔	↔		↔
407	2004		VA2T14	PH / CR2	46		46		46				↔	↔		
407	2004		VA6EHP	PH / CR2	46	Y	46	P-BOX	46				↔	↔		
607	2001	2004		MEG / CR	48		48		48				↔			↔
607	2004		NE78T14	PH / CR2	46		46		46				↔			↔

PER: 
FOR: 

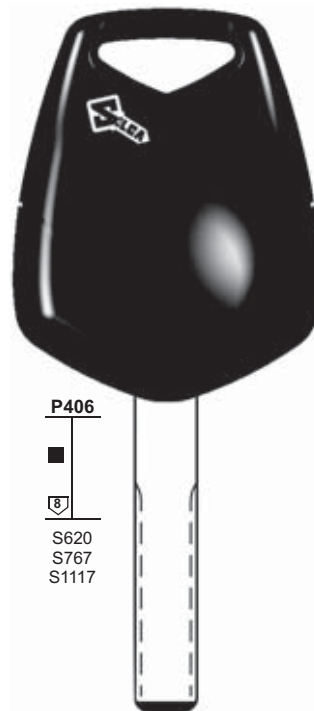
PEUGEOT



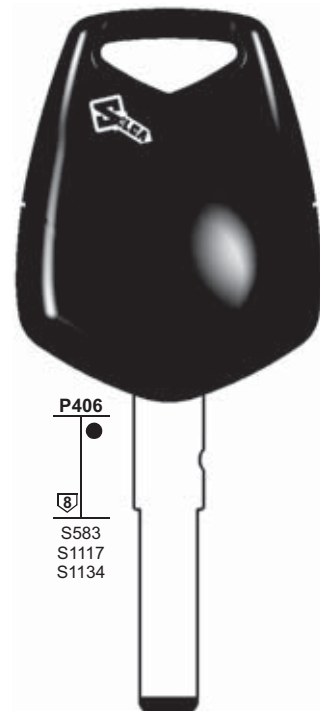
GIOBERT - TRW SIPEA



HUF - VALEO



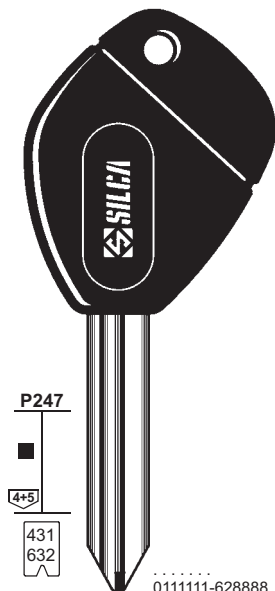
HUF - VALEO



GIOBERT - TRW SIPEA

PER: 
FOR: 

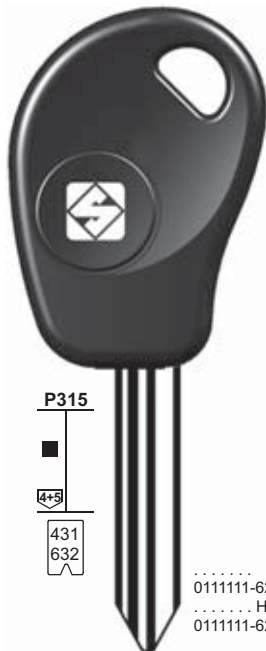
PEUGEOT



.....
0111111-628888
..... H
0111111-628888

63/99 1-2-4-6-8
63/99 H 1-2-4-6-8

SIMPLEX

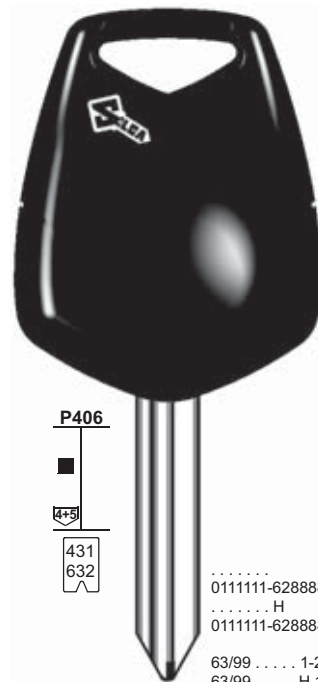


.....
0111111-628888
..... H
0111111-628888

63/99 1-2-4-6-8
63/99 H 1-2-4-6-8


































































SX9T14

SIMPLEX



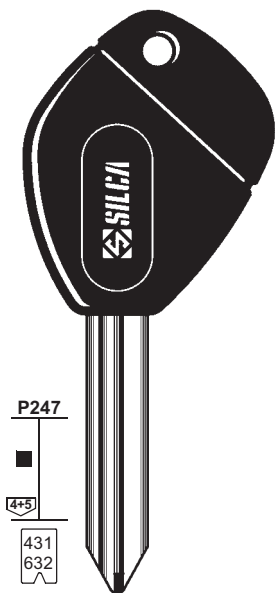
.....
0111111-628888
..... H
0111111-628888

63/99 1-2-4-6-8
63/99 H 1-2-4-6-8

1	2	2a	3	6	71	72	42	43 44a	9b	10b 10c	12	15	A	B	C	D
IGNITION 																
CAR MAKE/MODEL	FROM	TO	SILCA REF.	TRANSP. TYPE	ID	COPY	ID	COPY	ID	COPY	STP					
	1995	2010	 Ref.		 FAST COPY PLUS RW4 PLUS	 FAST COPY PLUS RW4 PLUS	 FAST COPY RW4	 FAST COPY RW4	 RW3	 RW3						
PEUGEOT																
806 [SB]	1998	2002	SX9T5	PH	33	Y	33	Y	33	Y	G-C					
806 [SC]	1998	2002	SX9T5	PH	33	Y	33	Y	33	Y	G-C					
806	1994	1997	SX9CP													
807	2002		HU83T14	PH / CR2	46		46		46							
807	2002		HU83EHP	PH / CR2	46	Y	46	P-BOX	46							
5008	2009			PH / CR2	46		46		46							
5008	2009		HU83EHP	PH / CR2	46	Y	46	P-BOX	46							
BIPPER	2009			PH / CR2	46		46		46							
BIPPER	2009		SIP22EHP	PH / CR2	46	Y	46	P-BOX	46							
BOXER	1996	2001	GT10BT5	MEG	13	Y	13	Y	13	Y	Meg	S1				
BOXER	2002	2005		MEG / CR	48		48		48							
BOXER	2006			PH / CR2	46		46		46							
BOXER	2006		SIP22EHP	PH / CR2	46	Y	46	P-BOX	46							
EXPERT	1995	1996	SX9CP													
EXPERT	1997	2001	SX9T5	PH	33	Y	33	Y	33	Y	G-C					
EXPERT	2002	2006	SX9T14	PH / CR2	46		46		46							
EXPERT	2002	2006	SX9EHP	PH / CR2	46	Y	46	P-BOX	46							
EXPERT	2007		HU83T14	PH / CR2	46		46		46							
EXPERT	2007		HU83EHP	PH / CR2	46	Y	46	P-BOX	46							

PER: 
FOR:

PEUGEOT



P247

4+5


431
632

..... 0111111-628888
..... H
0111111-628888

63/99 1-2-4-6-8
63/99 H 1-2-4-6-8



SX9CP



P196

4+5

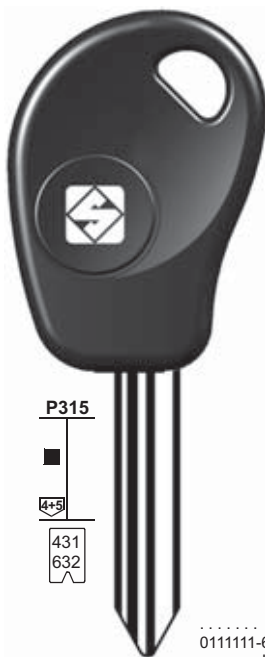
431
632

..... 0111111-628888
..... H
0111111-628888

63/99 1-2-4-6-8
63/99 H 1-2-4-6-8



SX9GP



P315

4+5

431
632

..... 0111111-628888
..... H
0111111-628888

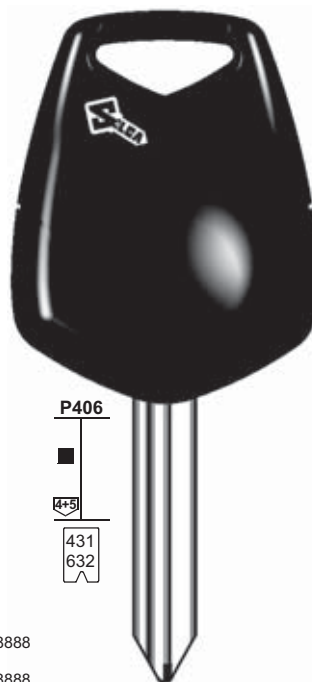
63/99 1-2-4-6-8
63/99 H 1-2-4-6-8



SX9T14



SX9T5



P406

4+5

431
632

..... 0111111-628888
..... H
0111111-628888

63/99 1-2-4-6-8
63/99 H 1-2-4-6-8



SX9EHP



P386

S681
S823
S830

..... 1-2-3-4-Q-5-6-7-8-H
..... A-B-C-D-E-F



VA2T14

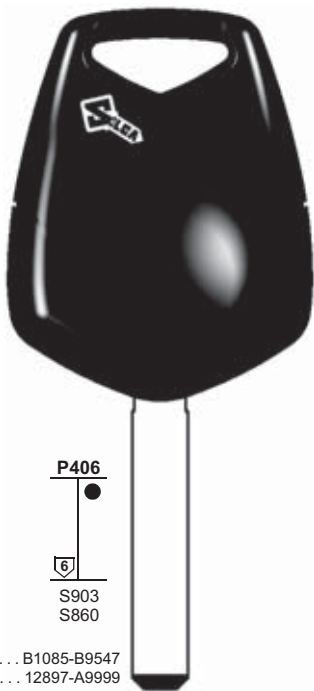
SIMPLEX

SIMPLEX

VALEO

PER: 
FOR:

PEUGEOT



P406

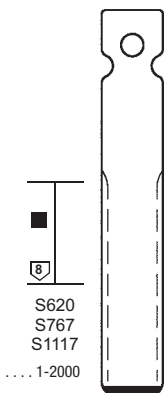
S903
S860

..... B1085-B9547
..... 12897-A9999



VA6EHP

VALEO



S620
S767
S1117

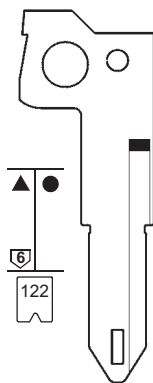
..... 1-2000



HU83T



HUF - VALEO



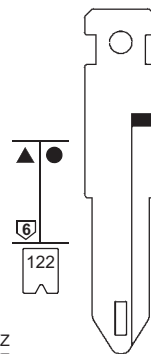
122



NE73-BI



NEIMAN - VALEO



122

..... 1/9
1/9 A/Z
1/9 A/Z
1/9 A/Z
1/9 A/Z
1/9 A/Z
1/9 A/Z
1/9 A/Z
1/9 A/Z
0/9 0/9
M-N-P-R-S



NE73-CI



122
623

M-N-P-R-S



VA3-I

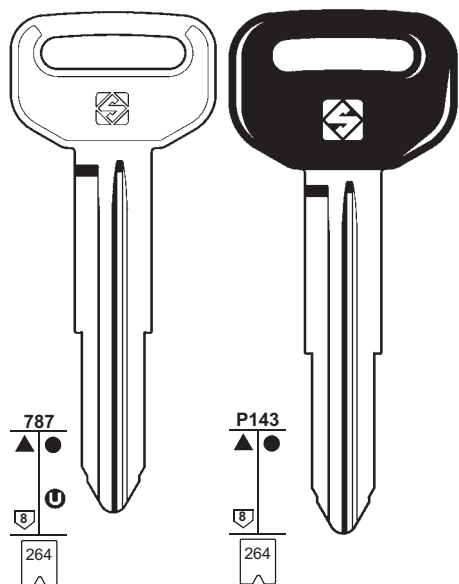


NEIMAN - VACHETTE - VALEO

1	2	2a	3	6	71	72	42	43 44a	9b	10b 10c	12	15	A	B	C	D		
				IGNITION														
CAR MAKE/MODEL	FROM	TO	SILCA REF.	TRANSP. TYPE	ID	COPY	ID	COPY	ID	COPY	STP							
	1995	2010	 Ref.		 FAST COPY PLUS RW4 PLUS	 FAST COPY PLUS RW4 PLUS	 FAST COPY RW4	 FAST COPY RW4	 RW3	 RW3	 STP							
PEUGEOT																		
PARTNER	1997	1998	SX9CP										↔	↔		↔		
PARTNER	1997	1998	SX9GP										↔	↔		↔		
PARTNER	1998	2001	SX9T5	PH	33	Y	33	Y	33	Y	G-V		↔	↔		↔		
PARTNER	1998	2001	SX9T5	PH	33	Y	33	Y	33	Y	G-C		↔	↔		↔		
PARTNER	2001	2002	SX9T14	PH / CR2	46		46		46				↔	↔		↔		
PARTNER	2001	2002	SX9EHP	PH / CR2	46	Y	46	P-BOX	46				↔	↔		↔		
PARTNER	2002		VA2T14	PH / CR2	46		46		46				↔	↔		↔		
PARTNER	2002		VA6EHP	PH / CR2	46	Y	46	P-BOX	46				↔	↔		↔		
RANCH	1997	1998	SX9CP										↔	↔		↔		
RANCH	1997	1998	SX9GP										↔	↔		↔		
RANCH	1998	2001	SX9T5	PH	33	Y	33	Y	33	Y	G-V		↔	↔		↔		
RANCH	1998	2001	SX9T5	PH	33	Y	33	Y	33	Y	G-C		↔	↔		↔		
RANCH	2001	2002	SX9T14	PH / CR2	46		46		46				↔	↔		↔		
RANCH	2001	2002	SX9EHP	PH / CR2	46	Y	46	P-BOX	46				↔	↔		↔		
RANCH	2002	2007	VA2T14	PH / CR2	46		46		46				↔	↔		↔		
RANCH	2002	2007	VA6EHP	PH / CR2	46	Y	46	P-BOX	46				↔	↔		↔		
SOME MODELS	1999		NE73-BI										↔	↔	↔	↔		
SOME MODELS	1999		NE73-CI										↔	↔	↔	↔		
SOME MODELS	2001		HU83T										↔	↔	↔	↔		
SOME MODELS	2004		VA3-I										↔	↔	↔	↔		

PER: 
FOR: 

PIAGGIO

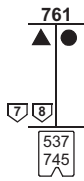

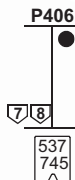
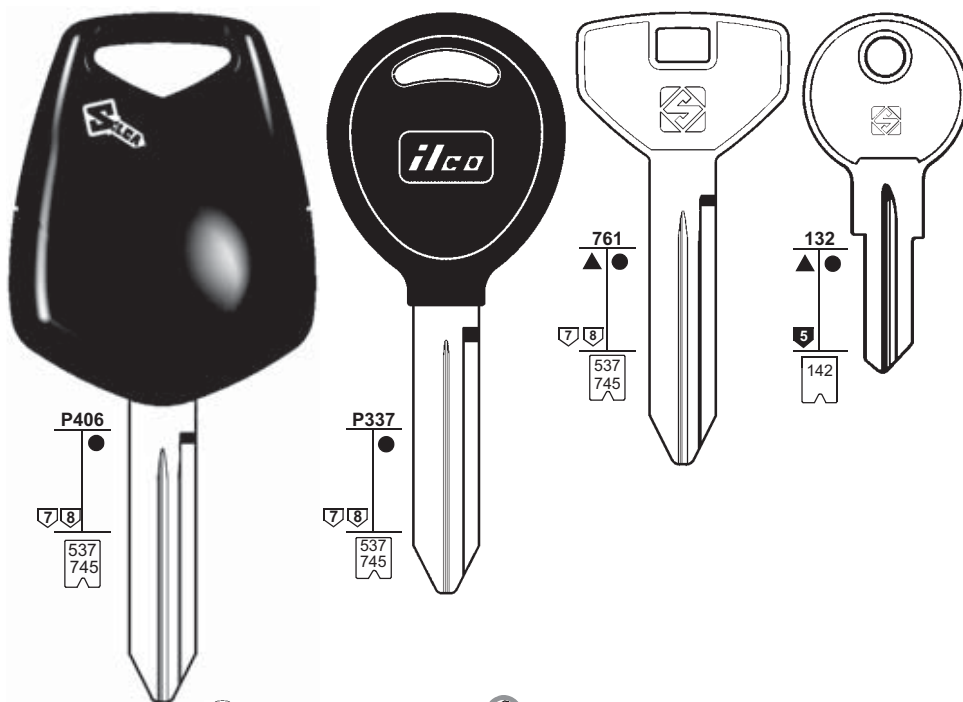



DH4R
D 1-3000


DH4RP
D 1-3000


DAIHATSU


PLYMOUTH




CY24EH2
L 1-3580
M 1-2618


Y160-PT
L 1-3580
M 1-2618

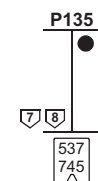
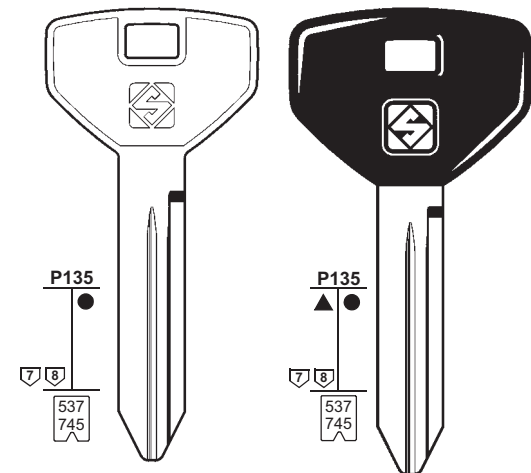

CY22
L 1-3580
FL . . . 1-262
M 1-2618



HD1
C 500-699
H 601-1100
A 201-1050
HM 201-1050


HUDSON

PER: 
FOR: 

PLYMOUTH

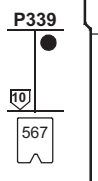
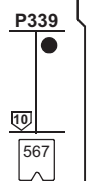
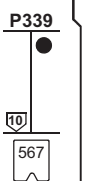
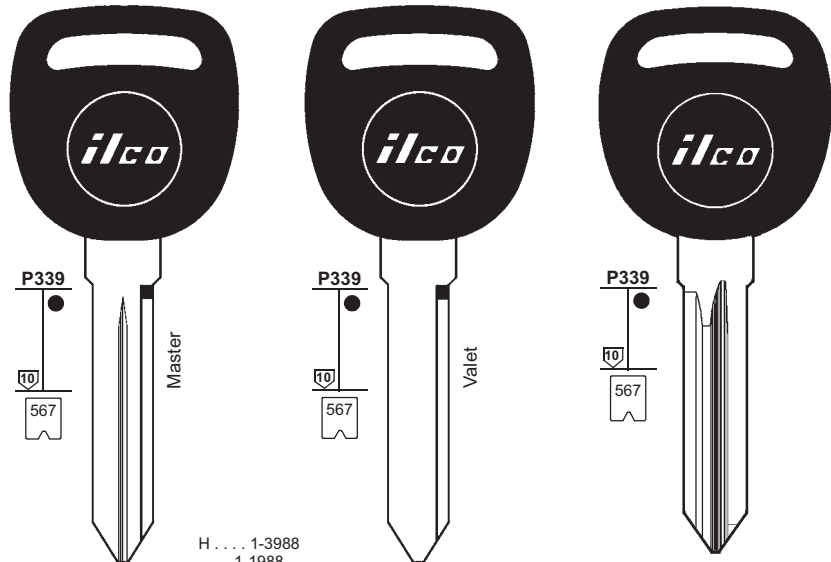



CY23
L 1-3580
M 1-2618


CY22P
L 1-3580
FL . . . 1-262
M 1-2618

BRIGGS & STRATTON

PONTIAC



H 1-3988
. . . . 1-1988
. . . . S000A-S711K
0 5000-6999


B99-PT

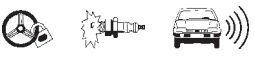
















B100-PT


B111-PT
G 0-3631


B99-PT5

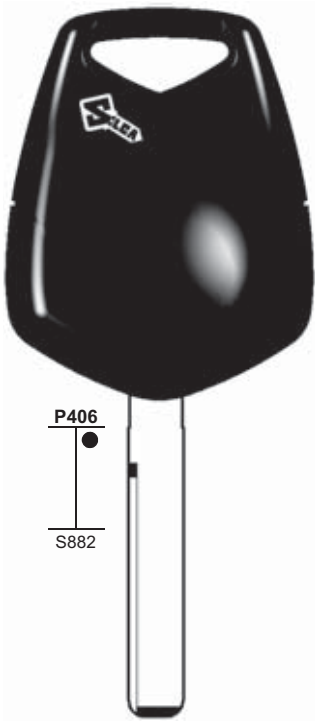

B100-PT5

BRIGGS & STRATTON - GENERAL MOTORS

1	2	2a	3	6	71	72	42	43 44a	9b	10b 10c	12	15	A	B	C	D	
				IGNITION 													
CAR MAKE/MODEL	FROM	TO	SILCA REF.	TRANSP. TYPE	ID	COPY	ID	COPY	ID	COPY	STP						
	1995	2010	 Ref.		 FAST COPY PLUS RW4 PLUS	 FAST COPY PLUS RW4 PLUS	 FAST COPY RW4	 FAST COPY RW4	 RW3	 RW3							
PIAGGIO																	
PORTER	1993		DH4R														
PORTER	1993		DH4RP														
PLYMOUTH																	
BREEZE	1999	2001	CY24EH2	TEX / CR	64	Y	64	Y	64	PC							
BREEZE	1999	2001	Y160-PT	TEX / CR	64		64		64			F					
NEON	1995	2000	CY22P														
NEON	1995	2000	CY22P												HD1		
NEON	1995	2000														CY22	
NEON	1995	2000													HD1		
NEON	1995	2000	CY23														
NEON	1995	2000	CY23												HD1		
NEON	2000		CY24EH2	TEX / CR	64	Y	64	Y	64	PC							
NEON	2000		Y160-PT	TEX / CR	64		64		64			F					
PROWLER	2000		CY24EH2	TEX / CR	64	Y	64	Y	64	PC							
PROWLER	2000		Y160-PT	TEX / CR	64		64		64			F					
PONTIAC																	
AZTEK	2001	2004	B100-PT	MEG	13		13		13			A					
AZTEK	2001	2004	B100-PT5	MEG	13	Y	13	Y	13	Y		A					
AZTEK	2001	2004	B99-PT	MEG	13		13		13			A					
AZTEK	2001	2004	B99-PT5	MEG	13	Y	13	Y	13	Y		A					
BONNEVILLE	2000	2004	B100-PT	MEG	13		13		13			A					
BONNEVILLE	2000	2004	B100-PT5	MEG	13	Y	13	Y	13	Y		A					
BONNEVILLE	2000	2004	B99-PT	MEG	13		13		13			A					
BONNEVILLE	2000	2004	B99-PT5	MEG	13	Y	13	Y	13	Y		A					
G5	2007		B111-PT	PH / CR2	46		46		46			A					
G6	2005		B111-PT	PH / CR2	46		46		46			A					
G8	2008			PH / CR2	46		46		46								

PER: 
FOR:

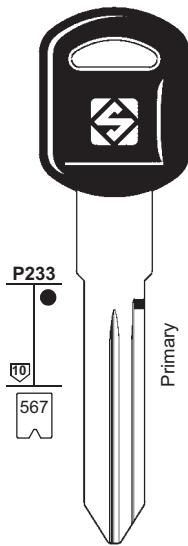
PONTIAC



P406
S882

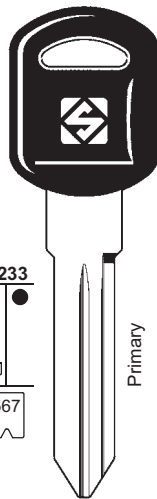

GM45EHP
60000-62113

HOLDEN



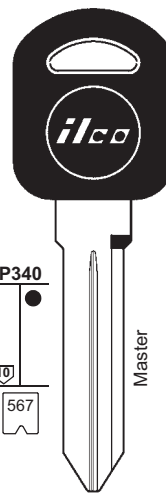
P233
567
Primary


GM39EP
..... AA00-7T51
..... S000A-S711K



P233
567
Primary

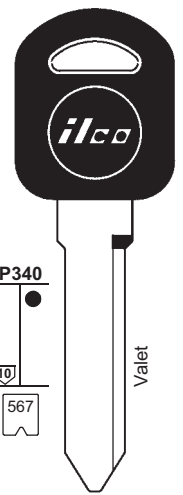

GM40EP
..... AA00-7T51
..... S000A-S711K



P340
567
Master


B97-PT


B97-PT5



P340
567
Valet


B98-PT

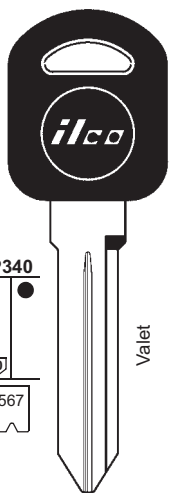
H 1-3988
..... 1-1988
..... S000A-S711K
O 5000-6999

BRIGGS & STRATTON - GENERAL MOTORS

PER: 
FOR:

PONTIAC

PORSCHE

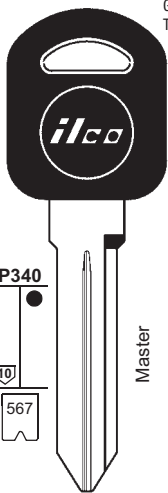


P340
567
Valet

H 1-3988
..... 1-1988
..... S000A-S711K
O 5000-6999


B103-PT5


B103-PT



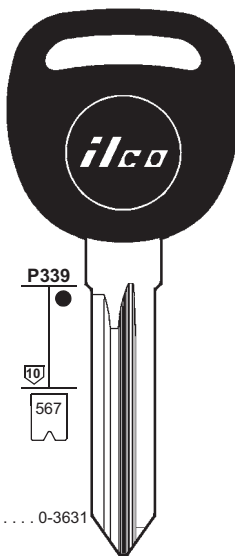
P340
567
Master

H 1-3988
..... 1-1988
..... S000A-S711K
O 5000-6999


B104-PT5


B104-PT

Grey head
Testa grigia

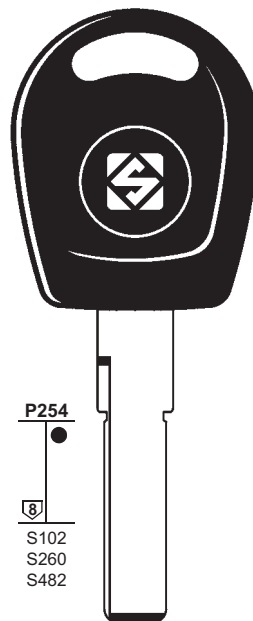


P339
567
Master

G 0-3631


B111-PT

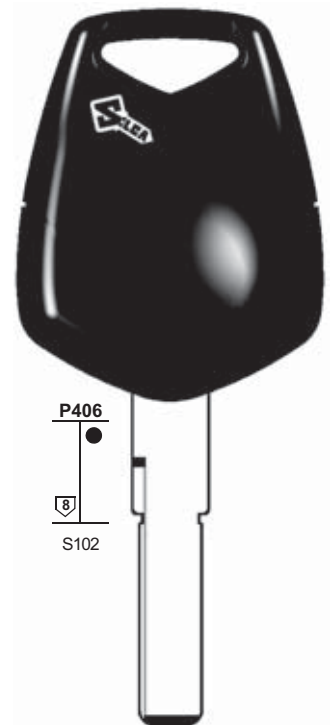
BRIGGS & STRATTON - GENERAL MOTORS



P254
S102
S260
S482


HU66T5
..... 1-2000

HUF - WITTE



P406
S102

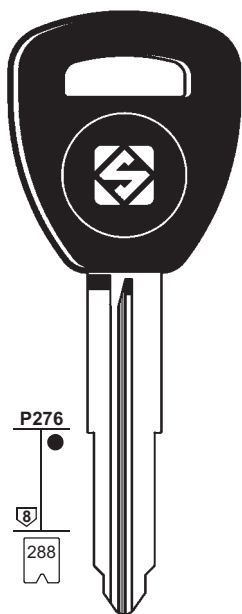

HU66EHP
..... 1-2000

HUF

1	2	2a	3	6	71	72	42	43 44a	9b	10b 10c	12	15	A	B	C	D
				IGNITION												
CAR MAKE/MODEL	FROM	TO	SILCA REF.	TRANSP. TYPE	ID	COPY	ID	COPY	ID	COPY	STP					
	1995	2010	 Ref.		 FAST COPY PLUS RW4 PLUS	 FAST COPY PLUS RW4 PLUS	 FAST COPY RW4	 FAST COPY RW4	 RW3	 RW3						
PONTIAC																
G8	2008		GM45EHP	PH / CR2	46		Y	46	P-BOX	46						
GRAND AM	2000	2005	GM39EP													
GRAND PRIX	2000	2003	B103-PT	MEG	13			13		13		A				
GRAND PRIX	2000	2003	B103-PT5	MEG	13		Y	13	Y	13	Y	A				
GRAND PRIX	2000	2003	B104-PT	MEG	13			13		13		A				
GRAND PRIX	2000	2003	B104-PT5	MEG	13		Y	13	Y	13	Y	A				
GRAND PRIX	2004	2008		MEG	13			13		13		A				
MONTANA	1999	2004	B97-PT5	MEG	13		Y	13	Y	13	Y					
MONTANA	1999	2004	B97-PT	MEG	13			13		13		A				
MONTANA	2005	2008	B97-PT	MEG	13			13		13		G				
MONTANA	2005	2008	B98-PT	MEG	13			13		13		G				
PURSUIT	2006	2009	B111-PT	PH / CR2	46			46		46						
SOLSTICE	2006		B111-PT	PH / CR2	46			46		46		A				
SUNFIRE	2000	2005	GM40EP													
TORRENT	2007		B111-PT	PH / CR2	46			46		46		A				
PORSCH																
911	1998	1999	HU66T5	MEG	13		Y	13	Y	13	Y					
911	1999			MEG / CR	48			48		48						
968	1999			MEG / CR	48			48		48						
BOXSTER	1997	1998	HU66T5	MEG	13		Y	13	Y	13	Y					
BOXSTER	1999	2000		MEG / CR	48			48		48						
CAYENNE	2003		HU66EHP	PH / CR2	46		Y	46	P-BOX	46						

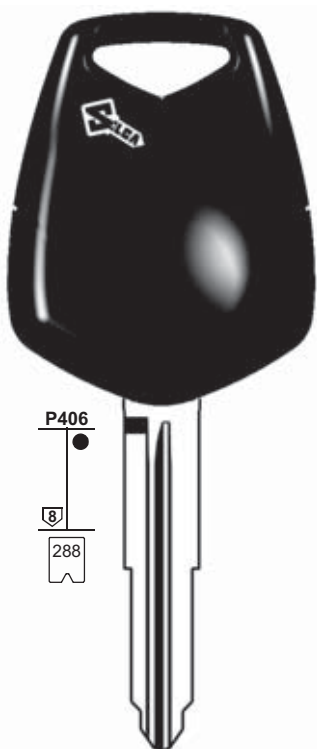
PER: 
FOR: 

PROTON



P276
●
8
288

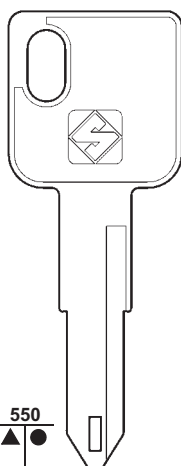

PO1RT4
..... 30010-32009



P406
●
8
288


PO1REH2
..... 30010-32009

RENAULT

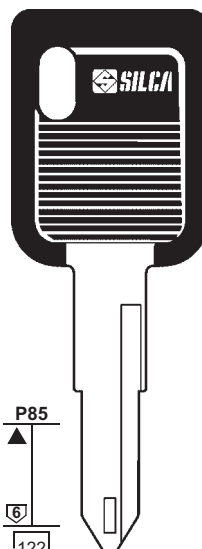


550
▲
●
6
122
623

..... 1/9-1/9
... 1.9 ... A/Z
... 1/9 ... A/Z
... 1/9 ... A/Z
M-N-P-R-S


NE73

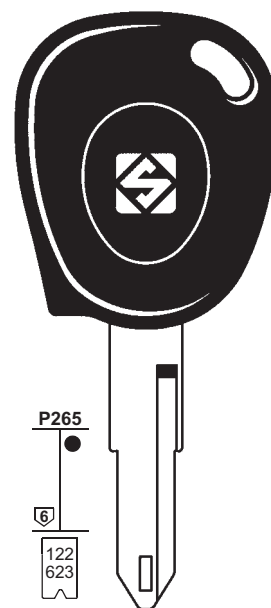
NEIMAN - VALEO



P85
▲
●
6
122
623

..... 1/9-1/9
... 1.9 ... A/Z
... 1/9 ... A/Z
... 1/9 ... A/Z
M-N-P-R-S


NE73DP



P265
●
6
122
623

M-N-P-R-S

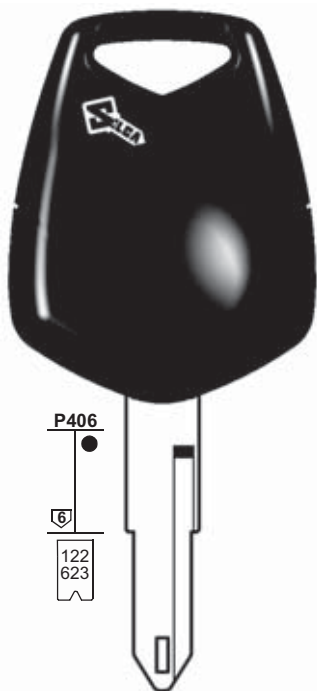

NE73T16


NE73T5

NEIMAN - VALEO

PER: 
FOR: 

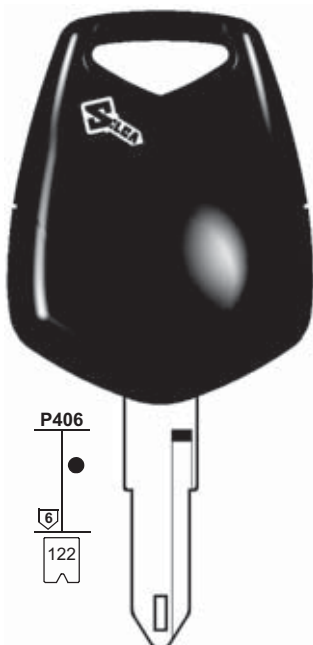
RENAULT



P406
●
6
122
623


NE73EH2
.....
M-N-P-R-S

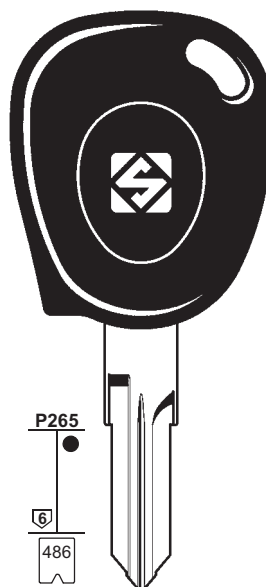
NEIMAN - VALEO



P406
●
6
122


NE72EHP
.....
M-N-P-R-S

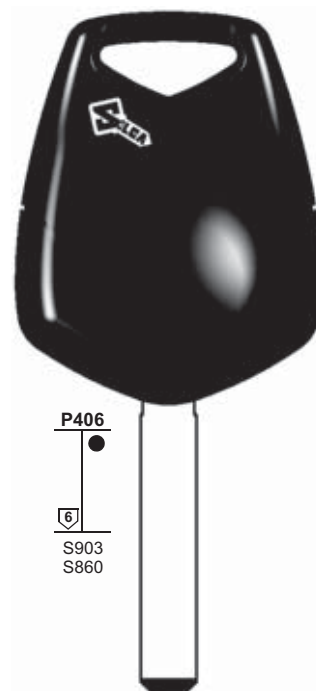
NEIMAN - VALEO



P265
●
6
486


VAC102T1
..... A/Z 0/9 1-4092
..... A/Z 0/9 5001-9092
..... A/Z 0/9 1-4092
..... A/Z 0/9 5001-9092


















VACHETTE - VALEO



P406
●
6
S903
S860

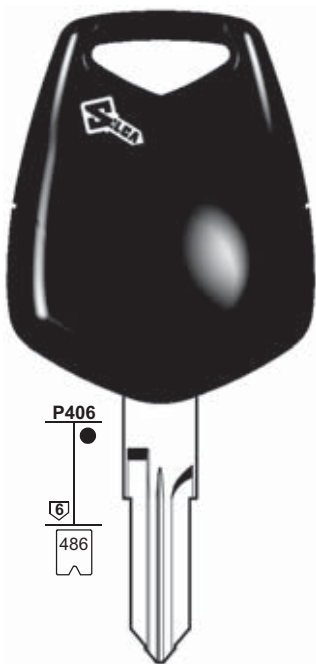

VA6EHP
..... B1085-B9547
..... 12897-A9999

VALEO

1	2	2a	3	6	71	72	42	43 44a	9b	10b 10c	12	15	A	B	C	D			
				IGNITION															
																			
CAR MAKE/MODEL	FROM	TO	SILCA REF.	TRANSP. TYPE	ID	COPY	ID	COPY	ID	COPY	STP								
	1995 	2010 	 Ref.		 FAST COPY PLUS RW4 PLUS	 FAST COPY PLUS RW4 PLUS	 FAST COPY RW4	 FAST COPY RW4	 RW3	 RW3	 								
PROTON																			
415	1996	1998	PO1REH2	TEXAS	4C	Y	4C	Y	4C	Y			←	←	←	←			
415	1996	1998	PO1RT4	TEXAS	4C		4C		4C			S10	←	←	←	←			
415	1998			TEM / CR	8C		8C		8C										
416	1996	1998	PO1REH2	TEXAS	4C	Y	4C	Y	4C	Y			←	←	←	←			
416	1996	1998	PO1RT4	TEXAS	4C		4C		4C			S10	←	←	←	←			
416	1998			TEM / CR	8C		8C		8C										
RENAULT																			
AVANTIME	2001	2003	NE73EH2	TEX / CR	60	Y	60	Y	60	PC			←	←	←	←			
AVANTIME	2001	2003	NE73T16	TEX / CR	60		60		60				←	←	←	←			
CLIO	1995	2001	NE73T5	PH	33	Y	33	Y	33	Y			←	←	←	←			
CLIO	1995	2001	VAC102T1	PH	33	Y	33	Y	33	Y			←	←	←	←			
CLIO	2001	2005		PH / CR2	46		46		46				←	←	←	←			
CLIO	2001	2005	NE72EHP	PH / CR2	46	Y	46	P-BOX	46				←	←		←			
CLIO	2006			PH / CR2	46		46		46				←	←		←			
CLIO	2006		VA6EHP	PH / CR2	46	Y	46	P-BOX	46				←	←		←			
COACH	1995		NE73										←	←		←			
COACH	1995		NE73DP										←	←		←			
ESPACE	1997		NE73T5	PH	33	Y	33	Y	33	Y			←	←	←				
KANGOO	1998	2001	VAC102T1	PH	33	Y	33	Y	33	Y			←	←	←	←			
KANGOO	2002			PH / CR2	46		46		46				←	←	←	←			

PER: 
FOR: 

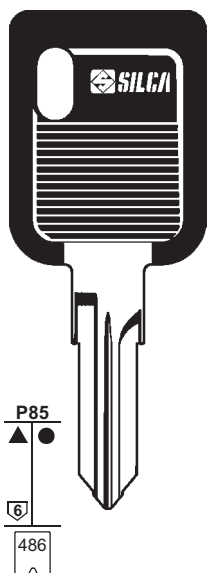
RENAULT




P406
●
6
486

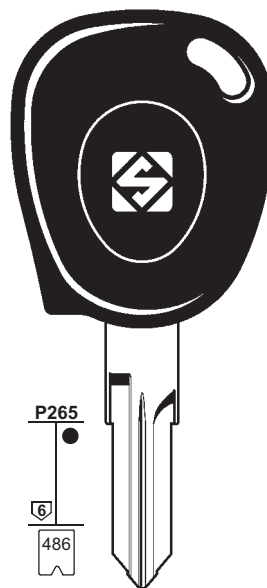

VAC102EHP
..... A/Z 0/9 1-4092
..... A/Z 0/9 5001-9092
..... A/Z 0/9 1-4092
..... A/Z 0/9 5001-9092

VACHETTE - VALEO



P85
▲ ●
6
486

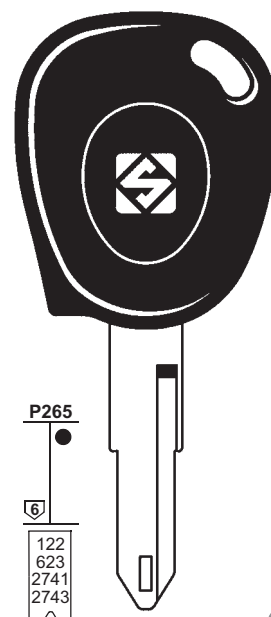

VAC102DP
..... A/Z 0/9 1-4092
..... A/Z 0/9 5001-9092
..... A/Z 0/9 1-4092
..... A/Z 0/9 5001-9092




P265
●
6
486



VAC102T1
..... A/Z 0/9 1-4092
..... A/Z 0/9 5001-9092
..... A/Z 0/9 1-4092
..... A/Z 0/9 5001-9092


VACHETTE - VALEO



P265
●
6
122
623
2741
2743


NE73T5
..... 1/9 ... A/Z
..... 1/9 ... A/Z
..... 1/9 ... A/Z
..... 1/9 ... A/Z
..... 1/9 ... A/Z
..... 0/90/9
..... 1/9 ... A/Z
..... 1/9 ... A/Z/A/Z

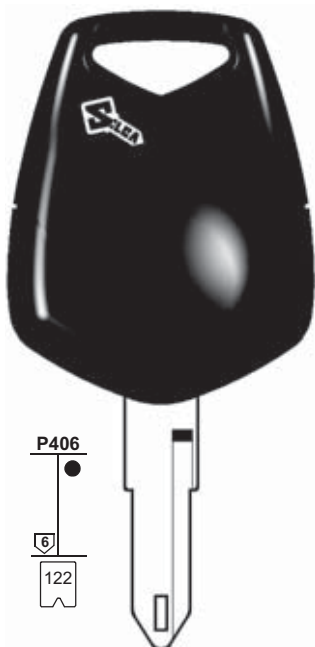

NE73T16
..... 0/90/9 MNPRS


NE73T8
..... 0/90/9 MNPRS

NEIMAN - VALEO

PER: 
FOR: 

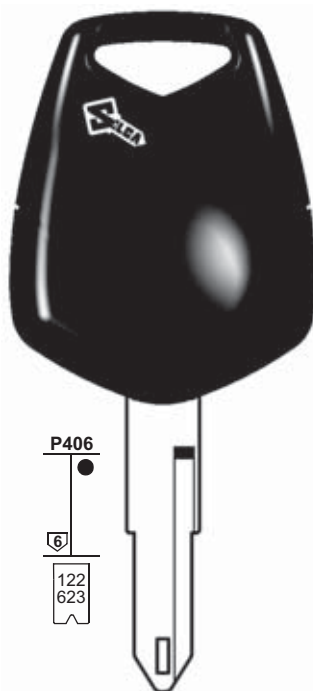
RENAULT



P406
●
6
122

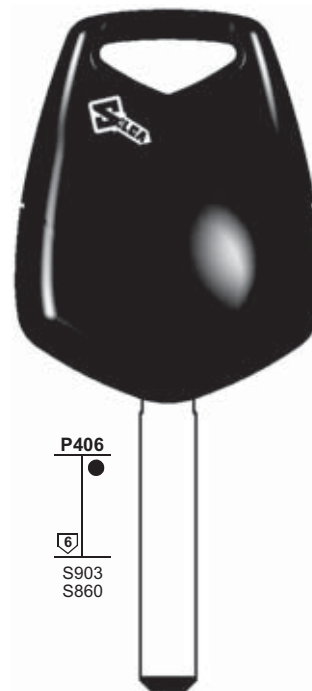

NE72EHP
.....
M-N-P-R-S

NEIMAN - VALEO



P406
●
6
122
623

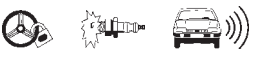
















NE73EH2
.....
M-N-P-R-S



P406
●
6
S903
S860


VA6EHP
..... B1085-B9547
..... 12897-A9999

VALEO

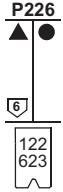
1	2	2a	3	6	71	72	42	43 44a	9b	10b 10c	12	15	A	B	C	D	
IGNITION																	
																	
CAR MAKE/MODEL	FROM	TO	SILCA REF.	TRANSP. TYPE	ID	COPY	ID	COPY	ID	COPY	STP						
	1995	2010	 Ref.		 FAST COPY PLUS RW4 PLUS	 FAST COPY PLUS RW4 PLUS	 FAST COPY RW4	 FAST COPY RW4	 RW3	 RW3	 STP						
RENAULT																	
KANGOO	2002		VAC102EHP	PH / CR2	46	Y	46	P-BOX	46				↔	↔	↔	↔	
LAGUNA II	2001		SMART KEY	PH / CR2	46		46		46				↔				
LAGUNA	1994	1995	VAC102DP										↔	↔	↔	↔	
LAGUNA	1995	2000	NE73T5	PH	33	Y	33	Y	33	Y			↔	↔	↔	↔	
LAGUNA	1995	2000	VAC102T1	PH	33	Y	33	Y	33	Y			↔	↔	↔	↔	
MASTER	1998	2001	NE73T5	PH	33	Y	33	Y	33	Y	S-O		↔	↔	↔	↔	
MASTER	2002			PH / CR2	46		46		46				↔				
MASTER	2002		NE72EHP	PH / CR2	46	Y	46	P-BOX	46				↔				
MEGANE	1996	1998	NE73T5	PH	33	Y	33	Y	33	Y			↔	↔		↔	
MEGANE	1998	2000	NE73EH2	TEX / CR	64	Y	64	Y	64	PC			↔				
MEGANE	1998	2000	NE73T8	TEX / CR	64		64		64								
MEGANE	2000	2003	NE73EH2	TEX / CR	60	Y	60	Y	60	PC			↔				
MEGANE	2000	2003	NE73T16	TEX / CR	60		60		60								
MEGANE	2003		SMART KEY	PH / CR2	46		46		46								
MODUS	2004			PH / CR2	46		46		46				↔	↔		↔	
MODUS	2004		VA6EHP	PH / CR2	46	Y	46	P-BOX	46				↔	↔		↔	
SAFRANE	1995	2001	NE73T5	PH	33	Y	33	Y	33	Y			↔	↔	↔	↔	
SAFRANE	1995	2001	VAC102T1	PH	33	Y	33	Y	33	Y			↔	↔	↔	↔	
TRAFIC	2002			PH / CR2	46		46		46				↔	↔	↔	↔	
TRAFIC	2002		NE72EHP	PH / CR2	46	Y	46	P-BOX	46				↔	↔	↔	↔	

PER: 
FOR:

RENAULT



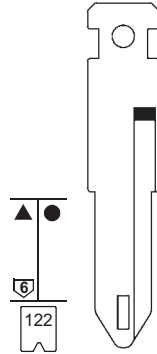
Green head
Testa verde



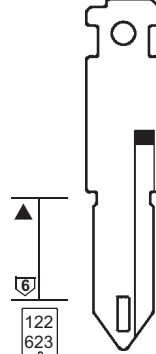
..... 1/9-1/9
..... 1/9-1/9
..... 1/9 .. A/Z
..... 1/9 .. A/Z
M-N-P-R-S



..... 1/9
1/9 A/Z
1/9 A/Z
..... 1/9 A/Z
..... 1/9 A/Z
..... 1/9 .. A/Z
..... 1/9 .. A/Z A/Z
..... 1/9 .. A/Z
..... 0/9 0/9
M-N-P-R-S



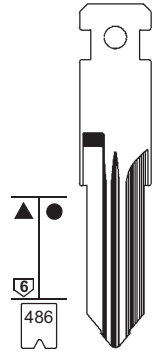
..... 1/9
1/9 A/Z
1/9 A/Z
..... 1/9 A/Z
..... 1/9 A/Z
..... 1/9 .. A/Z
..... 1/9 .. A/Z A/Z
..... 1/9 .. A/Z
..... 0/9 0/9
M-N-P-R-S



.....
M-N-P-R-S



..... A/Z 0/9 1-4092
..... A/Z 0/9 5001-9092
..... A/Z 0/9 1-4092
..... A/Z 0/9 5001-9092



..... A/Z 0/9 1-4092
..... A/Z 0/9 5001-9092
..... A/Z 0/9 1-4092
..... A/Z 0/9 5001-9092



NE72GP



NE73-BI



NE73-CI



VA3-I



VAC102-BI



VAC102-CI



NEIMAN - VALEO



NEIMAN - VACHETTE - VALEO



VACHETTE - VALEO

PER: 
FOR:

RENAULT



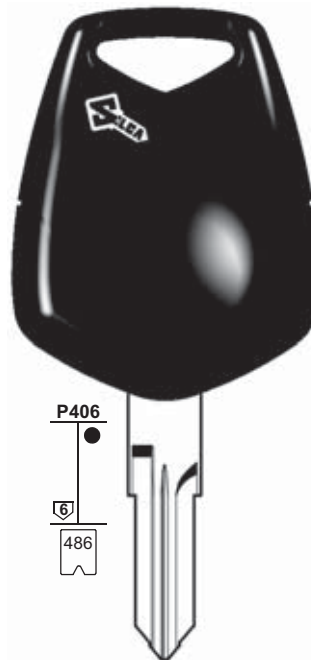
Blue and green head
Testa blu e verde



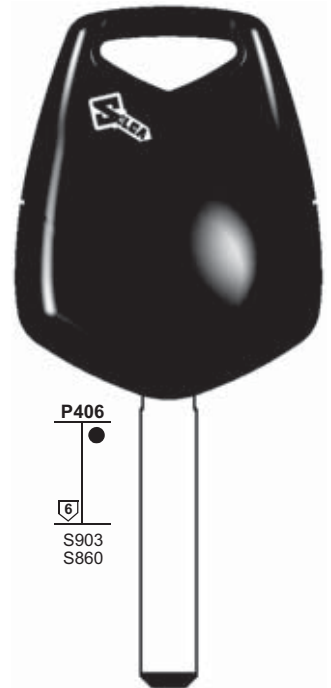
486



486



486



S903
S860



VAC102GP

..... A/Z 0/9 1-4092
..... A/Z 0/9 5001-9092
..... A/Z 0/9 1-4092
..... A/Z 0/9 5001-9092

VACHETTE



VAC102T1

..... A/Z 0/9 1-4092
..... A/Z 0/9 5001-9092
..... A/Z 0/9 1-4092
..... A/Z 0/9 5001-9092

VACHETTE - VALEO



VAC102EHP

..... A/Z 0/9 1-4092
..... A/Z 0/9 5001-9092
..... A/Z 0/9 1-4092
..... A/Z 0/9 5001-9092

VACHETTE - VALEO



VA6EHP

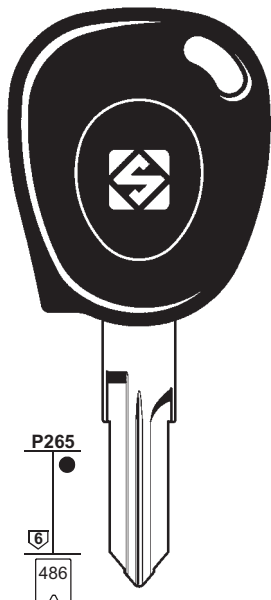
..... B1085-B9547
..... 12897-A9999

VALEO

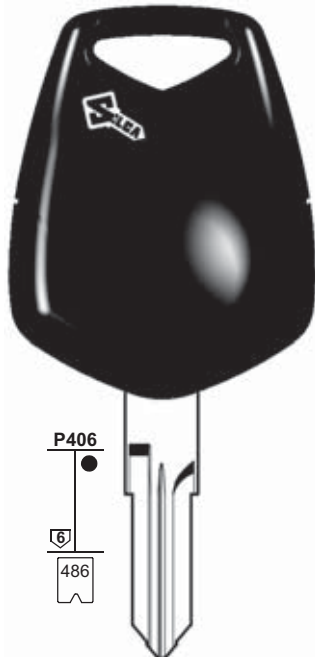
1	2	2a	3	6	71	72	42	43 44a	9b	10b 10c	12	15	A	B	C	D	
IGNITION 																	
CAR MAKE/MODEL	FROM	TO	SILCA REF.	TRANSP. TYPE	ID	COPY	ID	COPY	ID	COPY	STP						
	1995	2010	 Ref.		 FAST COPY PLUS RW4 PLUS	 FAST COPY PLUS RW4 PLUS	 FAST COPY RW4	 FAST COPY RW4	 RW3	 RW3	 						
RENAULT																	
TWINGO	1994	1995	NE72GP										↔	↔	↔	↔	
TWINGO	1994	1995	VAC102GP										↔	↔	↔	↔	
TWINGO	1995	2001	VAC102T1	PH	33	Y	33	Y	33	Y			↔	↔	↔	↔	
TWINGO	2002			PH / CR2	46		46		46				↔	↔	↔	↔	
TWINGO	2002	2007	VAC102EHP	PH / CR2	46	Y	46	P-BOX	46				↔	↔	↔	↔	
TWINGO	2007		VA6EHP	PH / CR2	46	Y	46	P-BOX	46				↔	↔	↔	↔	
SOME MODELS	1999		NE73-BI										↔	↔	↔	↔	
SOME MODELS	1999		NE73-CI										↔	↔	↔	↔	
SOME MODELS	1999		VAC102-BI										↔	↔	↔	↔	
SOME MODELS	1999		VAC102-CI										↔	↔	↔	↔	
SOME MODELS	2004		VA3-I										↔	↔	↔	↔	

PER: 
FOR:

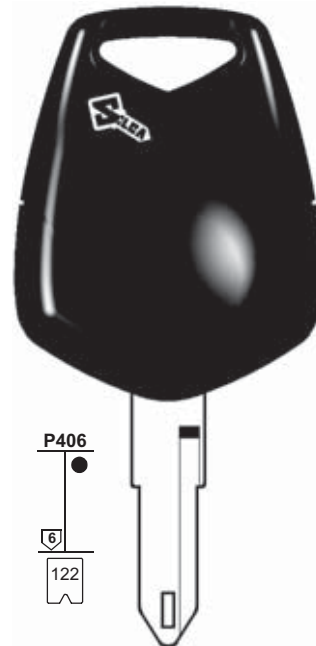
RENAULT DACIA




VAC102T32
..... A/Z 0/9 1-4092
..... A/Z 0/9 5001-9092
..... A/Z 0/9 1-4092
..... A/Z 0/9 5001-9092




VAC102EHP
..... A/Z 0/9 1-4092
..... A/Z 0/9 5001-9092
..... A/Z 0/9 1-4092
..... A/Z 0/9 5001-9092



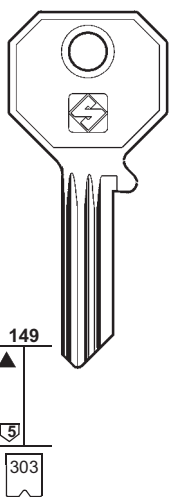

NE72EHP
..... M-N-P-R-S

VACHETTE - VALEO

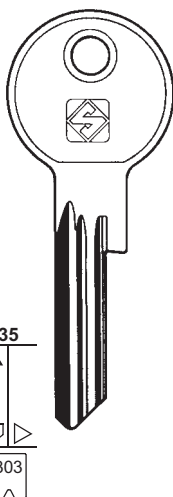
NEIMAN - VALEO

PER: 
FOR:

ROLLS ROYCE



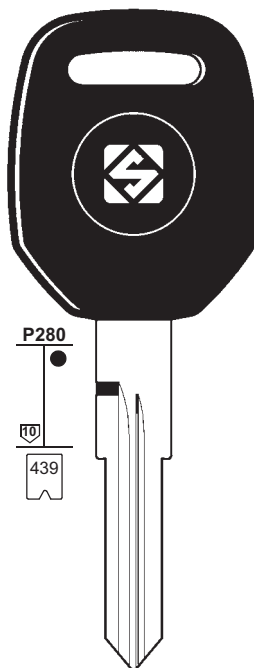

RR1
BHM ... 501-597




RR2
BHL ... 501-597



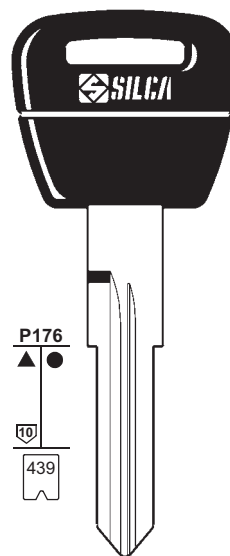

RR2P
BHL ... 501-597



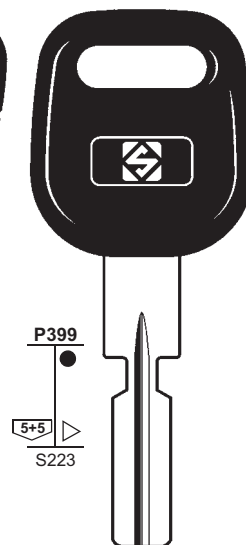

NE77RT2
R ... 6001-8000

NEIMAN - VALEO

ROVER

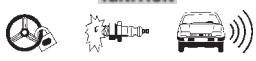


















NE77RDP
R ... 6001-8000




HU109FP
..... 1-6000

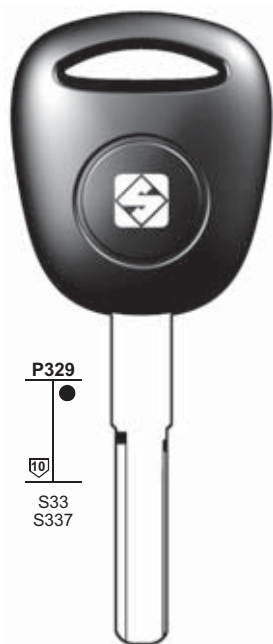
HUF

1	2	2a	3	6	71	72	42	43 44a	9b	10b 10c	12	15	A	B	C	D	
<p style="text-align: center;">IGNITION</p> 																	
CAR MAKE/MODEL	FROM	TO	SILCA REF.	TRANSP. TYPE	ID	COPY	ID	COPY	ID	COPY	STP						
	1995	2010	 Ref.		 FAST COPY PLUS RW4 PLUS	 FAST COPY PLUS RW4 PLUS	 FAST COPY RW4	 FAST COPY RW4	 RW3	 RW3							
RENAULT-DACIA																	
LOGAN	2006		VAC102T32	PH / CR2	46			46		46				↔	↔		↔
LOGAN	2006		VAC102EHP	PH / CR2	46	Y		46	P-BOX	46				↔	↔		↔
SANDERO	2008			PH / CR2	46			46		46				↔	↔		↔
SANDERO	2008		VAC102EHP	PH / CR2	46	Y		46	P-BOX	46				↔	↔		↔
SOLENZIA	1998	2000		PH	33			33		33				↔	↔	↔	↔
SYMBOL	2010			PH / CR2	46			46		46				↔			↔
SYMBOL	2010		NE72EHP	PH / CR2	46	Y		46	P-BOX	46				↔			↔
ROLLS ROYCE																	
ALL MODELS	1997													↔	↔		↔
SOME MODELS	1995		RR2											↔	RR1		↔
SOME MODELS	1995		RR2P											↔	RR1		↔
ROVER																	
25	2000		NE77RDP											↔	↔	↔	
45	2000			PH	73			73		73							
75	2004			PH	73			73		73				↔	↔		
400	1997	1998	NE77RT2	PH	33	Y		33	Y	33	Y			↔	↔	↔	↔
416	1995		NE77RDP											↔	↔	↔	↔
600	1998		NE77RT2	PH	33	Y		33	Y	33	Y			↔	↔	↔	↔
618	1996		NE77RT2	PH	33	Y		33	Y	33	Y			↔	↔	↔	↔
620	1995	1996	NE77RDP											↔	↔	↔	↔
620	1996		NE77RT2	PH	33	Y		33	Y	33	Y			↔	↔	↔	↔
800	1997	1998	NE77RT2	PH	33	Y		33	Y	33	Y			↔	↔	↔	↔
ALL MODELS	1998			PH	73			73		73							
SOME MODELS	1998		HU109FP											↔	↔	↔	↔

PER: 
FOR:

SAAB

SATURN (GM)



P329

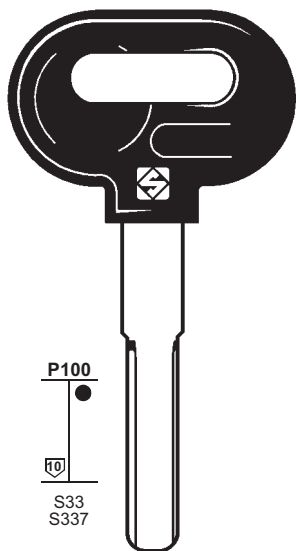


S33
S337



YM30T5

2S 0001-2675
BC 0001-2865



P100

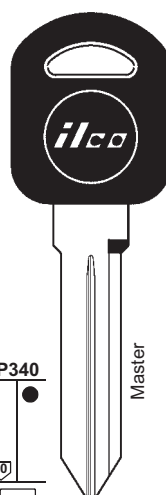


S33
S337



YM30P

2S 0001-2675
BC 0001-2865



P340



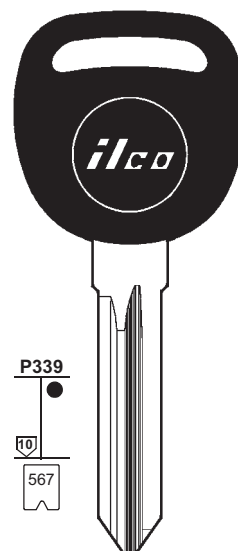
567

Master



B97-PT

H 1-3988
..... 1-1988
..... S000A-S711K
O 5000-6999



P339



567



B111-PT

G 0-3631

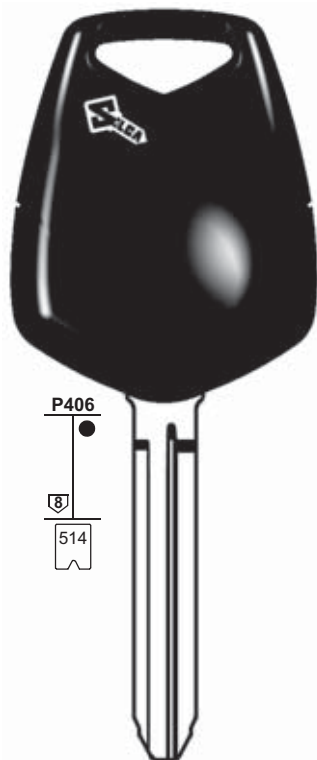
YMOS

BRIGGS & STRATTON - GENERAL MOTORS

PER: 
FOR:

SCION

SEAT



P406



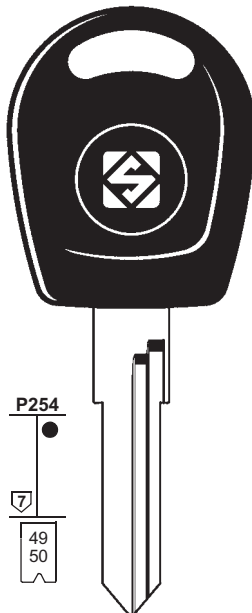
514



TOY43EH2

..... 10001-15000

TOYOTA



P254



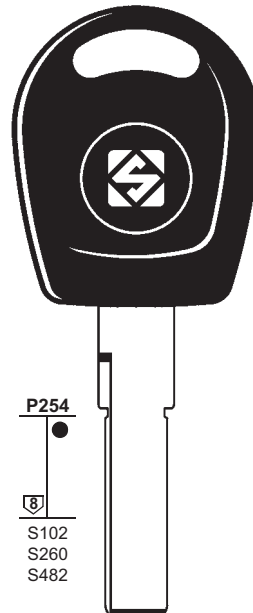
49
50



HU49T5

AH
1-8154
1001-9282

HUF - WITTE



P254



S102
S260
S482



HU66T5

..... 1-2000

HUF - WITTE



HU66T28

..... 1-2000
1ATS 00001-17850



HU66T23

..... 1-2000



HU66T15

..... 1-2000
1ATS 00001-17850





















HU66T10

..... 1-2000



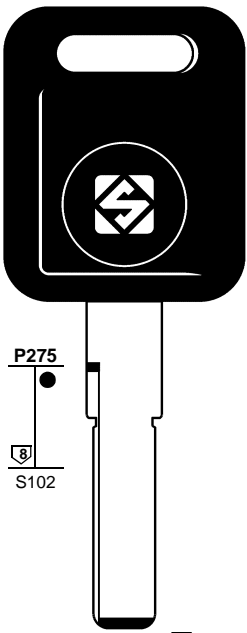
HU66T6

..... 1-2000

1	2	2a	3	6	71	72	42	43 44a	9b	10b 10c	12	15	A	B	C	D				
																				
CAR MAKE/MODEL	FROM	TO	SILCA REF.	TRANSP. TYPE	ID	COPY	ID	COPY	ID	COPY	STP									
	1995 	2010 	 Ref.		 FAST COPY PLUS RW4 PLUS	 FAST COPY PLUS RW4 PLUS	 FAST COPY RW4	 FAST COPY RW4	 RW3	 RW3										
SAAB																				
9-3	1998	2003	YM30T5	MEG	13	Y	13	Y	13	Y			↔	↔		↔				
9-3	1998			SAAB	8D		8D		8D											
9-5	1998	2003	YM30T5	MEG	13	Y	13	Y	13	Y			↔	↔		↔				
9-5	1998			SAAB	8D		8D		8D											
9-7 (USA)	2006	2008		MEG	13		13		13				↔	↔	↔	↔				
900	1997		YM30P										↔	↔						
9000	1997		YM30P										↔	↔						
SATURN (GM)																				
ASTRA	2008		B111-PT	PH / CR2	46		46		46				↔	↔						
AURA	2007		B111-PT	PH / CR2	46		46		46			A	↔	↔		↔				
OUTLOOK	2007		B111-PT	PH / CR2	46		46		46			A	↔	↔		↔				
RELAY	2005	2007	B97-PT	MEG	13		13		13			A	↔	↔	↔	↔				
SKY	2007		B111-PT	PH / CR2	46		46		46			A	↔	↔		↔				
VUE	2007	2009		PH / CR2	46		46		46				↔	↔	↔	↔				
SCION																				
tC	2005	2008	TOY43EH2	TEX / CR	XX	Y	XX	Y	XX	PC			↔	↔						
tC	2005	2008		TEX / CR	XX		XX		XX				↔	↔						
xA	2004	2007	TOY43EH2	TEX / CR	XX	Y	XX	Y	XX	PC			↔	↔						
xA	2004	2007		TEX / CR	XX		XX		XX				↔	↔						
xB	2004	2008	TOY43EH2	TEX / CR	XX	Y	XX	Y	XX	PC			↔	↔						
xB	2004	2008		TEX / CR	XX		XX		XX				↔	↔						
xD	2008		TOY43EH2	TEX / CR	XX	Y	XX	Y	XX	PC			↔	↔						
xD	2008			TEX / CR	XX		XX		XX				↔	↔						
SEAT																				
ALHAMBRA	1996	1998	HU66T5	PH	33	Y	33	Y	33	Y	S-V		↔	↔		↔				
ALHAMBRA	1998	2000	HU66T10	PH / CR	42	Y	42	Y	42	ID			↔	↔		↔				
ALHAMBRA	2000		HU66T15	PH / CR	4W		4W		44	ID			↔	↔		↔				
ALHAMBRA	2000		HU66T28	PH / CR	4W	RD	4W	RD	44	ID			↔	↔		↔				
ALTEA XL	2006		HU66T23	MEG / CR	A3		A3		48				↔	↔		↔				
ALTEA	2004		HU66T23	MEG / CR	A3		A3		48				↔	↔		↔				
ALTEA	2004	2005	HU66T6	MEG / CR	48		48		48				↔	↔		↔				
AROSA	1997	1999	HU66T5	PH	33	Y	33	Y	33	Y	S-V		↔	↔	↔	↔				
AROSA	1999	2001	HU66T10	PH / CR	42	Y	42	Y	42	ID			↔	↔	↔	↔				
AROSA	2001	2005	HU66T15	PH / CR	4W		4W		44	ID			↔	↔	↔	↔				
AROSA	2001	2005	HU66T28	PH / CR	4W	RD	4W	RD	44	ID			↔	↔	↔	↔				
CORDOBA	1995	1998	HU49T5	PH	33	Y	33	Y	33	Y	S-V		↔	↔	↔	↔				
CORDOBA	1999	2002	HU66T10	PH / CR	42	Y	42	Y	42	ID			↔	↔	↔	↔				
CORDOBA	2002		HU66T6	MEG / CR	48		48		48				↔	↔	↔	↔				
IBIZA	1995	1998	HU49T5	PH	33	Y	33	Y	33	Y	S-V		↔	↔	↔	↔				
IBIZA	1998	2002	HU66T10	PH / CR	42	Y	42	Y	42	ID			↔	↔	↔	↔				
IBIZA	2002		HU66T6	MEG / CR	48		48		48				↔	↔	↔	↔				
INCA	1996	1998	HU49T5	PH	33	Y	33	Y	33	Y	S-V		↔	↔	↔	↔				
INCA	1998	2000	HU66T10	PH / CR	42	Y	42	Y	42	ID			↔	↔		↔				
INCA	2000	2003	HU66T15	PH / CR	4W		4W		44	ID			↔	↔		↔				
INCA	2000	2003	HU66T28	PH / CR	4W	RD	4W	RD	44	ID			↔	↔		↔				
LEON	2000	2005	HU66T6	MEG / CR	48		48		48				↔	↔		↔				
LEON	2005		HU66T23	MEG / CR	A3		A3		48				↔	↔		↔				
MARBELLA	1997	1998	HU49T5	TEMIC	11	Y	11	Y	11	Y	T-F		↔	↔	↔					
TOLEDO	1995	1999	HU49T5	PH	33	Y	33	Y	33	Y	S-V		↔	↔	↔	↔				
TOLEDO	1997	1999	HU66T5	MEG	13	Y	13	Y	13	Y			↔	↔	↔	↔				
TOLEDO	2000	2004	HU66T6	MEG / CR	48		48		48				↔	↔		↔				
TOLEDO	2005		HU66T23	MEG / CR	A3		A3		48				↔	↔		↔				

PER: 
 FOR: 

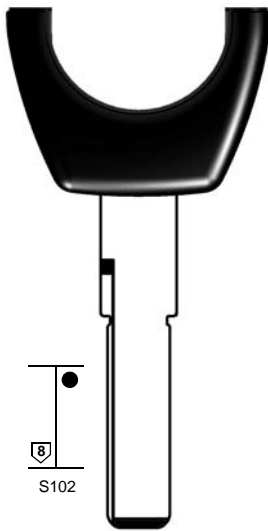
SKODA



HU66AT5
 1-2000
 1ATS00001-17850

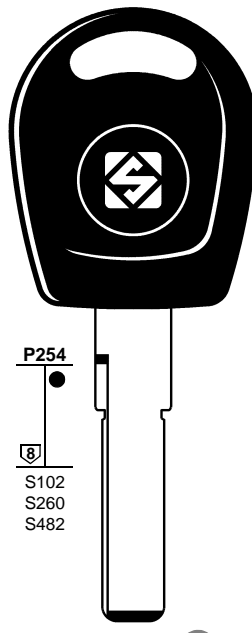
HU66AT6
 1-2000
 1ATS00001-17850

HUF - WITTE



HU66CT5
 1-2000

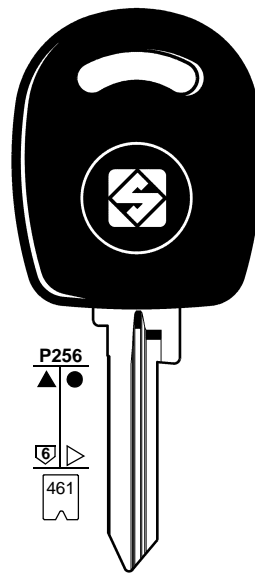
HUF - WITTE



HU66T6
 1-2000

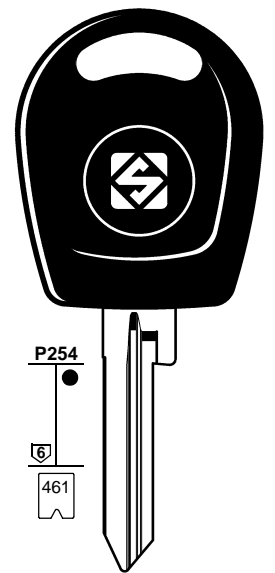
HU66T6
 1ATS 00001-17850

HUF - WITTE



SK22RBP
 4AB
 1-2780

FAB

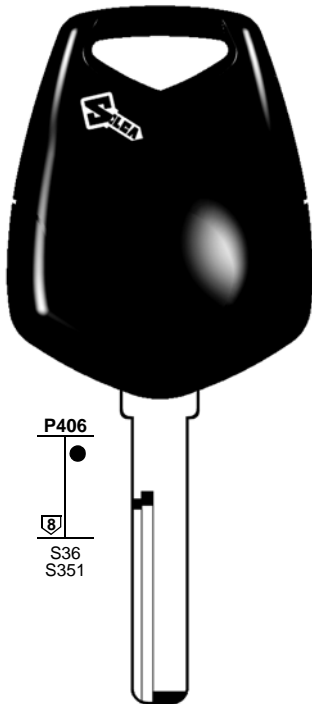


SK22RT1
 4AE
 1-2780

FAB - HUF

PER: 
 FOR: 

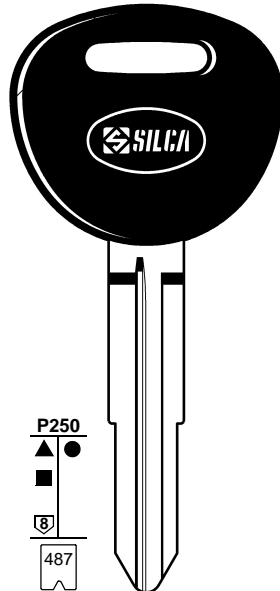
SMART



HU56REHP
 DH
 1-4000
 6001-8000

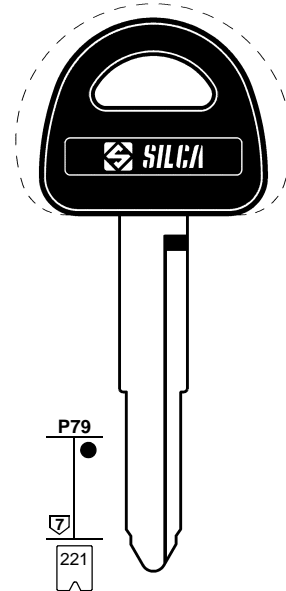
HUF

SSANGYONG

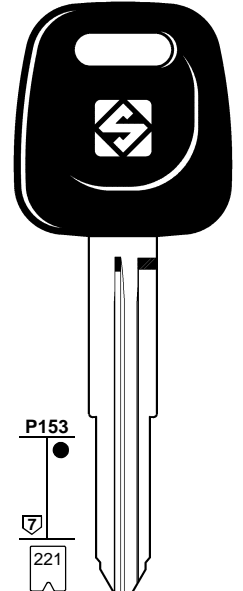


HYN10BP
 R 1-1000
 K 1-1000

HYUNDAI



SSY1P
 2001-3000

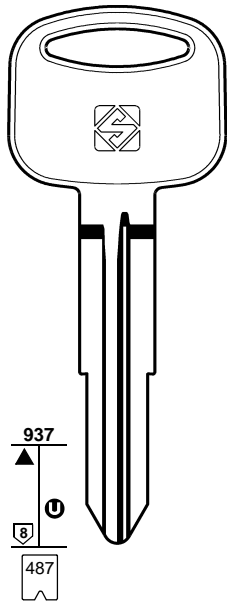


SSY2AP
 H 1001-2000
 S 1-2000

1	2	2a	3	6	71	72	42	43 44a	9b	10b 10c	12	15	A	B	C	D		
				IGNITION														
CAR MAKE/MODEL	FROM	TO	SILCA REF.	TRANSP. TYPE	ID	COPY	ID	COPY	ID	COPY	STP							
	1995	2010	 Ref.		 FAST COPY PLUS RW4 PLUS	 FAST COPY PLUS RW4 PLUS	 FAST COPY RW4	 FAST COPY RW4	 RW3	 RW3	 S-V							
SKODA																		
FABIA	2000		HU66AT6	MEG / CR	48		48		48				↔	↔				
FELICIA	1995	1996	SK22RBP										↔	↔	↔	↔		
FELICIA	1996	1998	SK22RT1	PH	33	Y	33	Y	33	Y	S-V		↔	↔	↔	↔		
FELICIA	1998	1999	HU66AT5	PH	33	Y	33	Y	33	Y	S-V		↔	↔	↔			
FELICIA	1998	1999	HU66CT5	PH	33	Y	33	Y	33	Y	S-V		↔	↔	↔			
FELICIA	1999		HU66AT6	MEG / CR	48		48		48				↔	↔				
OCTAVIA	1997	2001	HU66AT5	MEG	13	Y	13	Y	13	Y	Meg		↔	↔	↔	↔		
OCTAVIA	1997	2001	HU66CT5	MEG	13	Y	13	Y	13	Y	Meg		↔	↔	↔			
OCTAVIA	2001	2004	HU66T6	MEG / CR	48		48		48				↔	↔	↔	↔		
OCTAVIA	2004		HU66T26	MEG / CR	A4		A4		48				↔	↔	↔	↔		
PICK-UP	1995	1996	SK22RBP										↔	↔	↔	↔		
PICK-UP	1996	1998	SK22RT1	PH	33	Y	33	Y	33	Y	S-V		↔	↔	↔	↔		
PICK-UP	1998		HU66AT5	PH	33	Y	33	Y	33	Y	S-V		↔	↔	↔			
ROOMSTER SCOUT	2007		HU66T26	MEG / CR	A4		A4		48				↔	↔		↔		
ROOMSTER	2006		HU66T26	MEG / CR	A4		A4		48				↔	↔		↔		
SUPERB	2002		HU66T6	MEG / CR	48		48		48				↔	↔				
SMART																		
FORFOUR	2004	2006	HU56REHP	PH / CR2	46	Y	46	P-BOX	46				↔	↔			↔	
SSANGYONG																		
ACTYON	2007			TEX / CR	60		60		60				↔	↔			↔	
FAMILY	1995		SSY1P										↔	↔	↔	↔		
KORANDO	1995		SSY1P										↔	↔	↔	↔		
KORANDO	2000		HYN10BP										↔	↔	↔	↔		
KYRON	2005			TEX / CR	60		60		60				↔	↔	↔	↔		
MUSSO	1995		SSY2AP										↔	↔	↔	↔		
REXTON	2006			TEX / CR	60		60		60				↔	↔		↔		

PER: 
FOR:

SSANGYONG



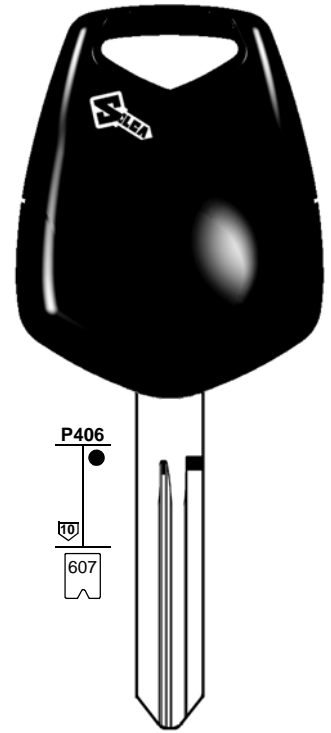

SSY3
K 0001-1000

SUBARU




NSN19T21
..... 1-22185
..... 30001-37850


NSN19T13
..... 30001-37850

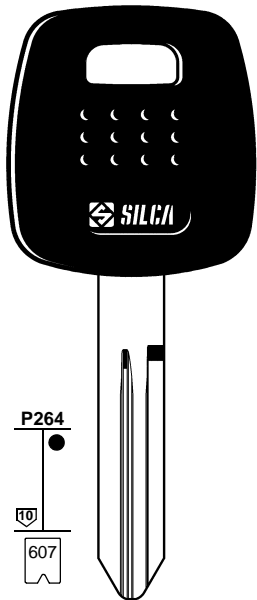



NSN19EH2
..... 30001-37850

NISSAN

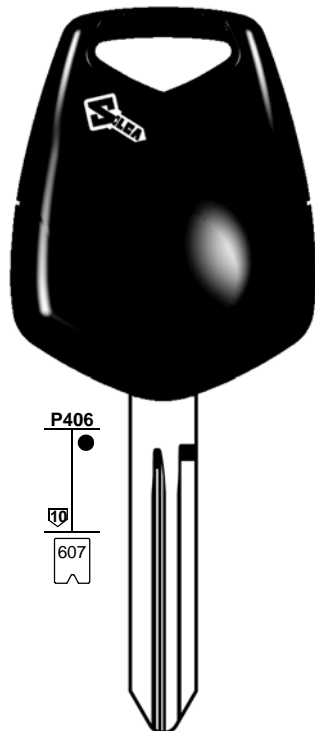
PER: 
FOR:

SUBARU

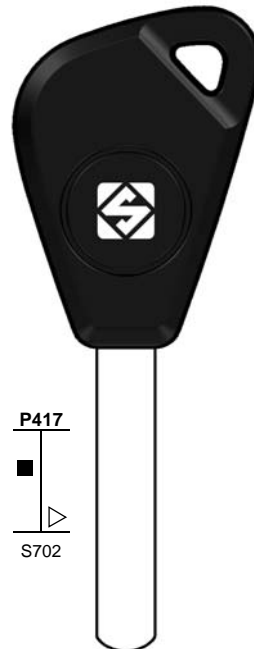



NSN14T13
..... 1-22185
..... 30001-37850

NISSAN

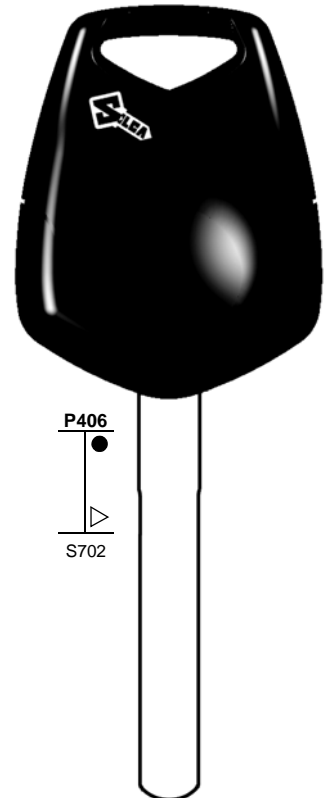



NSN14EH2
..... 1-22185
..... 30001-37850




DAT17T21
T 1-3000

NISSAN




DAT17EH2
T 1-3000

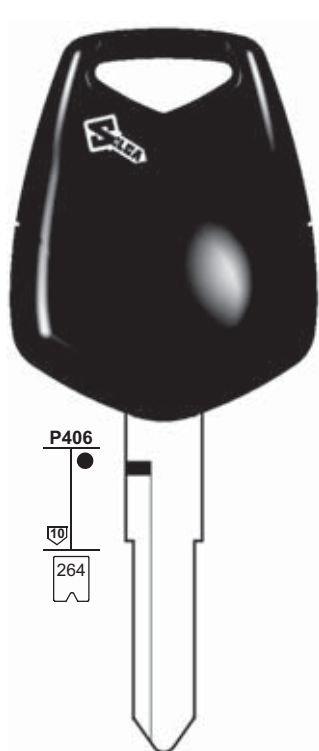
NISSAN


PER: 
FOR: 

SUBARU



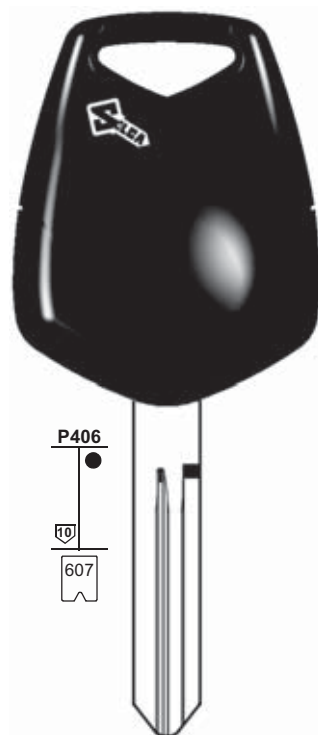

HU87RT18
.....
50001-51308
U 1-2000




HU87REH2
.....
50001-51308
U 1-2000




NSN19T13
..... 30001-37850



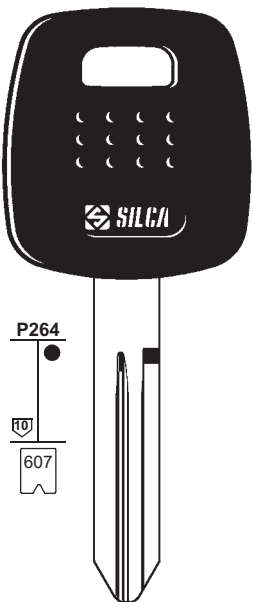

NSN19EH2
..... 30001-37850

HUF

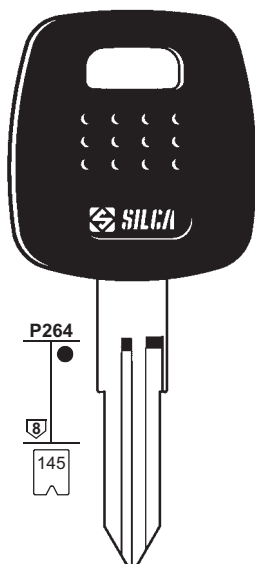
NISSAN


PER: 
FOR: 

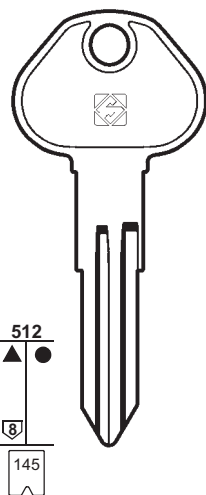
SUBARU



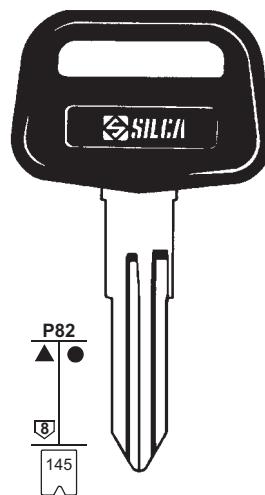

NSN14T13
..... 1-22185
..... 30001-37850




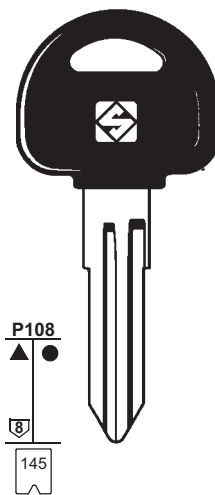

NSN11T2
X 1-8000
X 8001-9000





DAT12
X 1-8000
X 8001-9000




DAT12BP
X 1-8000
X 8001-9000




DAT12CP
X 1-8000
X 8001-9000

NISSAN - VALEO

NISSAN

NISSAN

1	2	2a	3	6	71	72	42	43 44a	9b	10b 10c	12	15	A	B	C	D
IGNITION 																
CAR MAKE/MODEL 	FROM 1995	TO 2010	SILCA REF. Ref.	TRANSP. TYPE 	ID FAST COPY PLUS RW4 PLUS	COPY FAST COPY PLUS RW4 PLUS	ID FAST COPY RW4	COPY FAST COPY RW4	ID RW3	COPY RW3	STP 					
SUBARU																
G3X JUSTY	2004		HU87RT18	TEX / CR	65		65		65				⇐	⇐	⇐	⇐
G3X JUSTY	2004		HU87REH2	TEX / CR	65	Y	65	Y	65	PC			⇐	⇐	⇐	⇐
IMPREZA (AUS)	1998	2004	NSN19T13	TEX / CR	60		60		60				⇐	⇐	⇐	⇐
IMPREZA (AUS)	1998	2004	NSN19EH2	TEX / CR	60	Y	60	Y	60	PC			⇐	⇐	⇐	⇐
IMPREZA	1994	1995	DAT12										⇐	⇐		⇐
IMPREZA	1994	1995	DAT12BP										⇐	⇐		⇐
IMPREZA	1994	1995	DAT12CP										⇐	⇐		⇐
IMPREZA	1996	2000	NSN11T2	PH	33	Y	33	Y	33	Y			⇐	⇐	⇐	⇐
IMPREZA	1998	2003	NSN14T13	TEX / CR	60		60		60				⇐	⇐	⇐	⇐

PER: 
FOR: 

SUBARU



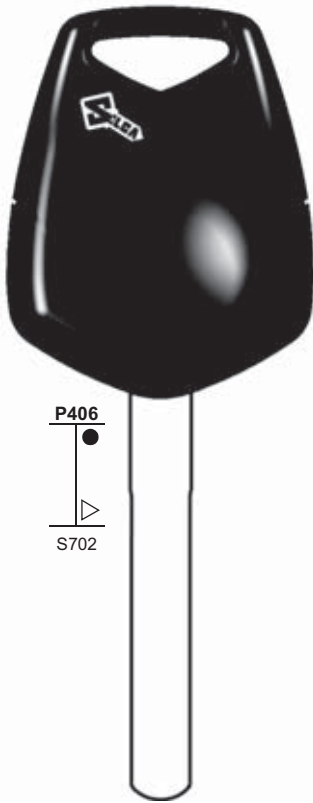
P417

S702


DAT17T13
T..... 1-3000


DAT17T21
T..... 1-3000

NISSAN

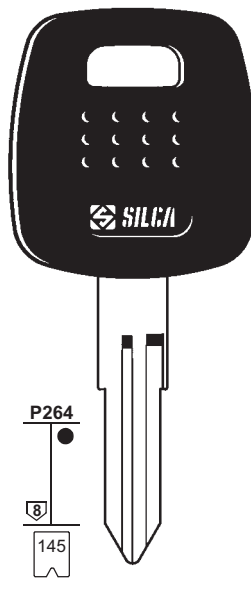


P406

S702


DAT17EH2
T..... 1-3000

NISSAN



P264

145



NSN11T2
X..... 1-8000
X..... 8001-9000

NISSAN - VALEO

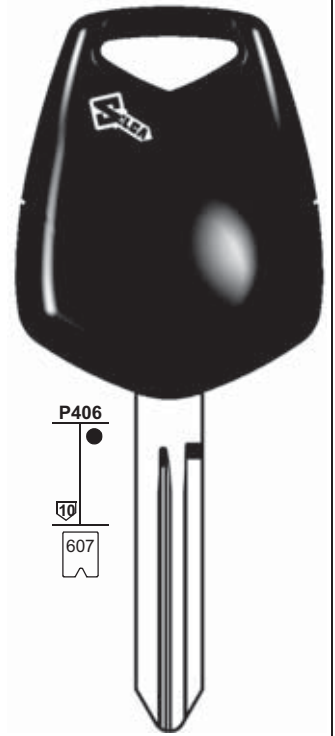


P264

607



NSN14T13
..... 1-22185
..... 30001-37850

NISSAN - VALEO



P406

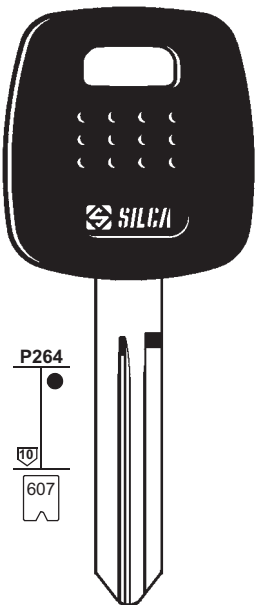
607


NSN14EH2
..... 1-22185
..... 30001-37850

NISSAN - VALEO


PER: 
FOR: 

SUBARU



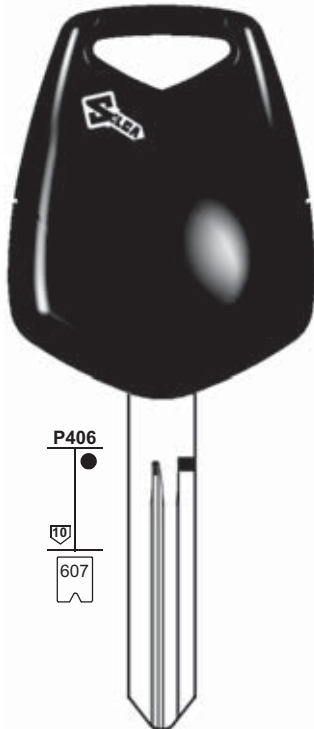
P264

607


NSN19T21
..... 1-22185
..... 30001-37850



NSN19T13
..... 30001-37850

NISSAN

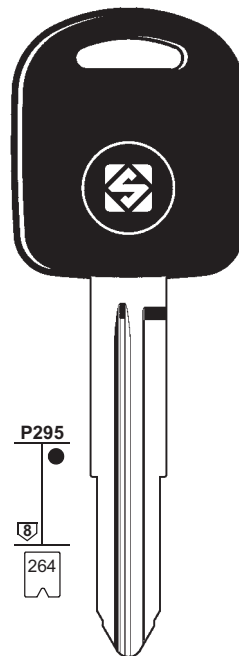


P406

607



NSN19EH2
..... 1-22185
..... 30001-37850

NISSAN

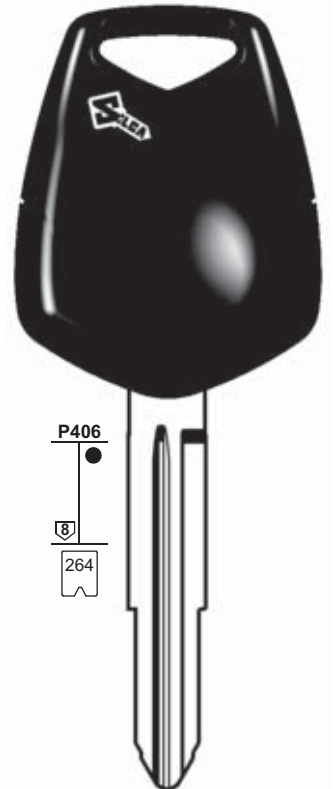


P295

264


SZ12T4
U..... 1-2000

SUZUKI



P406

264

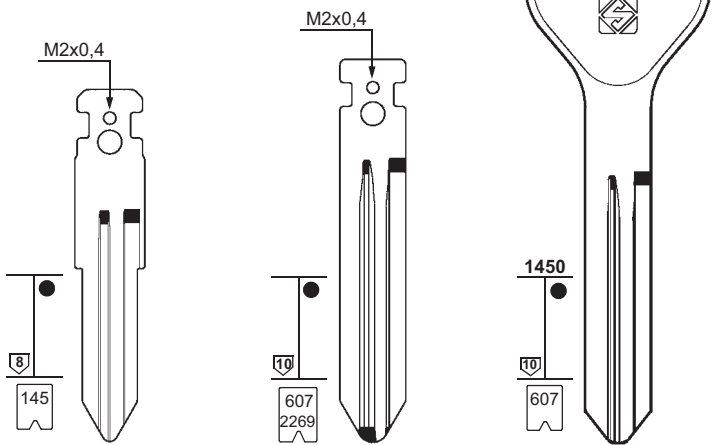

SZ12EH2
U..... 1-2000


SUZUKI

1	2	2a	3	6	71	72	42	43 44a	9b	10b 10c	12	15	A	B	C	D												
CAR MAKE/MODEL	FROM	TO	SILCA REF.	TRANSP. TYPE	ID	COPY	ID	COPY	ID	COPY	STP																	
	1995	2010	 Ref.		 FAST COPY PLUS RW4 PLUS	 FAST COPY PLUS RW4 PLUS	 FAST COPY RW4	 FAST COPY RW4	 RW3	 RW3																		
SUBARU																												
IMPREZA	1998	2003	NSN14EH2	TEX / CR	60		Y	60	Y	60	PC			↔	↔	↔	↔											
IMPREZA	2004	2007	NSN19T21	TEX / CR	62			62		62				↔	↔		↔											
IMPREZA	2004	2007	NSN19EH2	TEX / CR	62		Y	62	Y	62	PC			↔	↔	↔	↔											
IMPREZA	2007		DAT17T21	TEX / CR	62			62		62				↔	↔		↔											
IMPREZA	2007		DAT17T21	TEX / CR	62			62		62				↔	↔		↔											
JUSTY	1996	2003	SZ12T4	TEXAS	4C			4C		4C				↔	↔		↔											
JUSTY	1996	2003	SZ12EH2	TEXAS	4C		Y	4C	Y	4C	Y			↔	↔		↔											
LEGACY	1996	1998	NSN11T2	PH	33		Y	33	Y	33	Y			↔	↔	↔	↔											
LEGACY	1998	2003	NSN14EH2	TEX / CR	60		Y	60	Y	60	PC			↔	↔	↔	↔											
LEGACY	1998	2003	NSN14T13	TEX / CR	60			60		60				↔	↔	↔	↔											
LEGACY	2004		DAT17EH2	TEX / CR	60		Y	60	Y	60	PC			↔	↔	↔	↔											
LEGACY	2004		DAT17T13	TEX / CR	60			60		60				↔	↔	↔	↔											
LEGACY	2005		DAT17T21	TEX / CR	62			62		62				↔	↔	↔	↔											
LEGACY	2005		DAT17EH2	TEX / CR	62		Y	62	Y	62	PC			↔	↔	↔	↔											
LIBERTY (AUS)	1998	2003	NSN19T13	TEX / CR	60			60		60				↔	↔	↔	↔											
LIBERTY (AUS)	1998	2003	NSN19EH2	TEX / CR	60		Y	60	Y	60	PC			↔	↔	↔	↔											
OUTBACK (AUS)	1998	2003	NSN19T13	TEX / CR	60			60		60				↔	↔	↔	↔											
OUTBACK (AUS)	1998	2003	NSN19EH2	TEX / CR	60		Y	60	Y	60	PC			↔	↔	↔	↔											
OUTBACK	1996	1998	NSN11T2	PH	33		Y	33	Y	33	Y			↔	↔	↔	↔											
OUTBACK	1998	2003	NSN14T13	TEX / CR	60			60		60				↔	↔	↔	↔											
OUTBACK	1998	2003	NSN14EH2	TEX / CR	60		Y	60	Y	60	PC			↔	↔	↔	↔											
OUTBACK	2003		DAT17EH2	TEX / CR	60		Y	60	Y	60	PC			↔	↔	↔	↔											
OUTBACK	2004		DAT17T13	TEX / CR	60			60		60				↔	↔	↔	↔											
OUTBACK	2005		DAT17T21	TEX / CR	62			62		62				↔	↔	↔	↔											
OUTBACK	2005		DAT17EH2	TEX / CR	62		Y	62	Y	62	PC			↔	↔	↔	↔											

PER: 
FOR:

SUBARU




NSN11T
X 1-8000
X 8001-9000


NSN14T
..... 1-22185


NSN19
..... 30001-37850



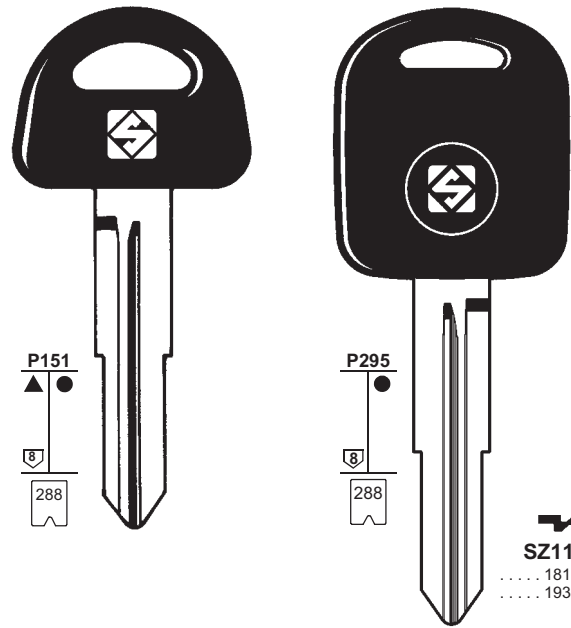
NISSAN - VALEO



NISSAN - VALEO


NISSAN

SUZUKI




SZ11RP
.....
18100-19299
19300-19617

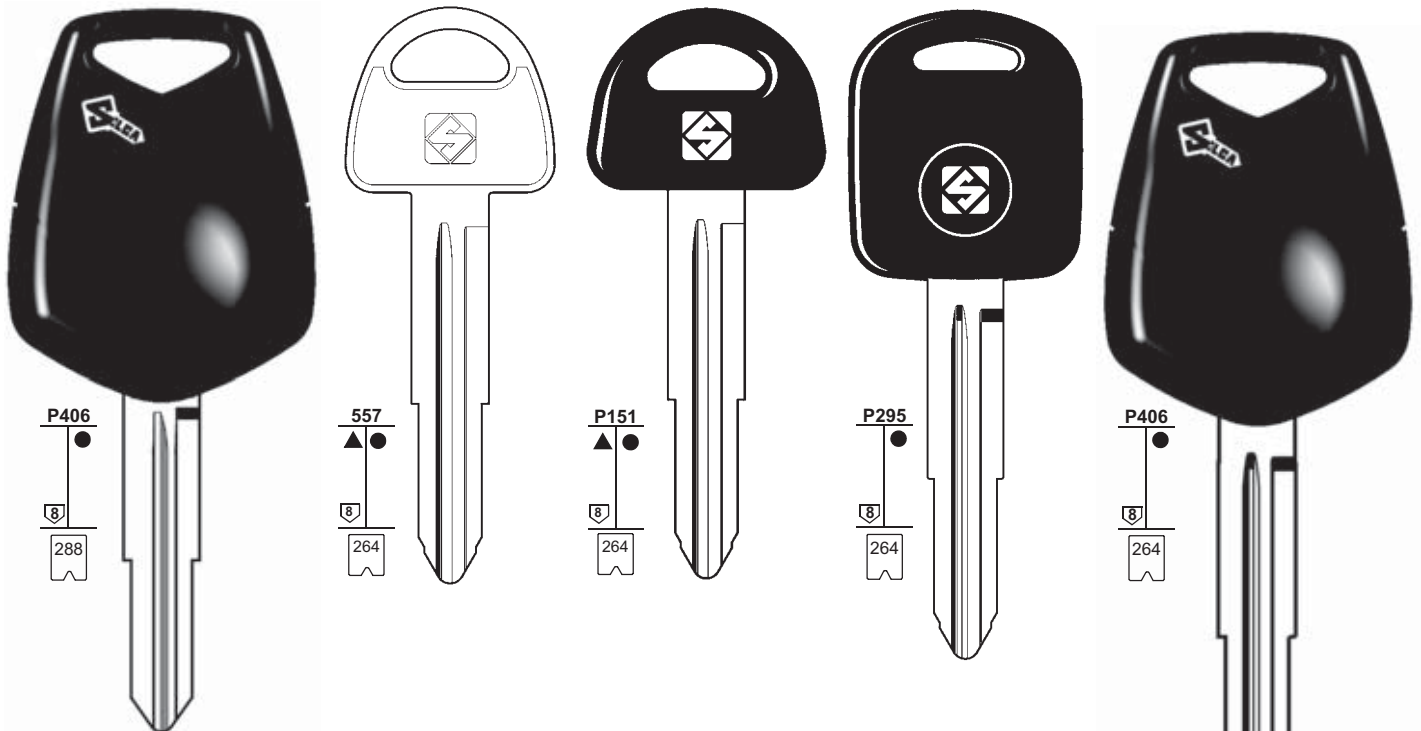

SZ11T18
.....
18100-19299


SZ11RT4
..... 18100-19299
..... 19300-19617


SZ11RT18
..... 18100-19299
..... 19300-19617

PER: 
FOR:

SUZUKI




SZ11EH2
..... 18100-19299


SZ11REH2
.....
18100-19299
19300-19617


SZ12
U. 1-2000


SZ12P
U. 1-2000

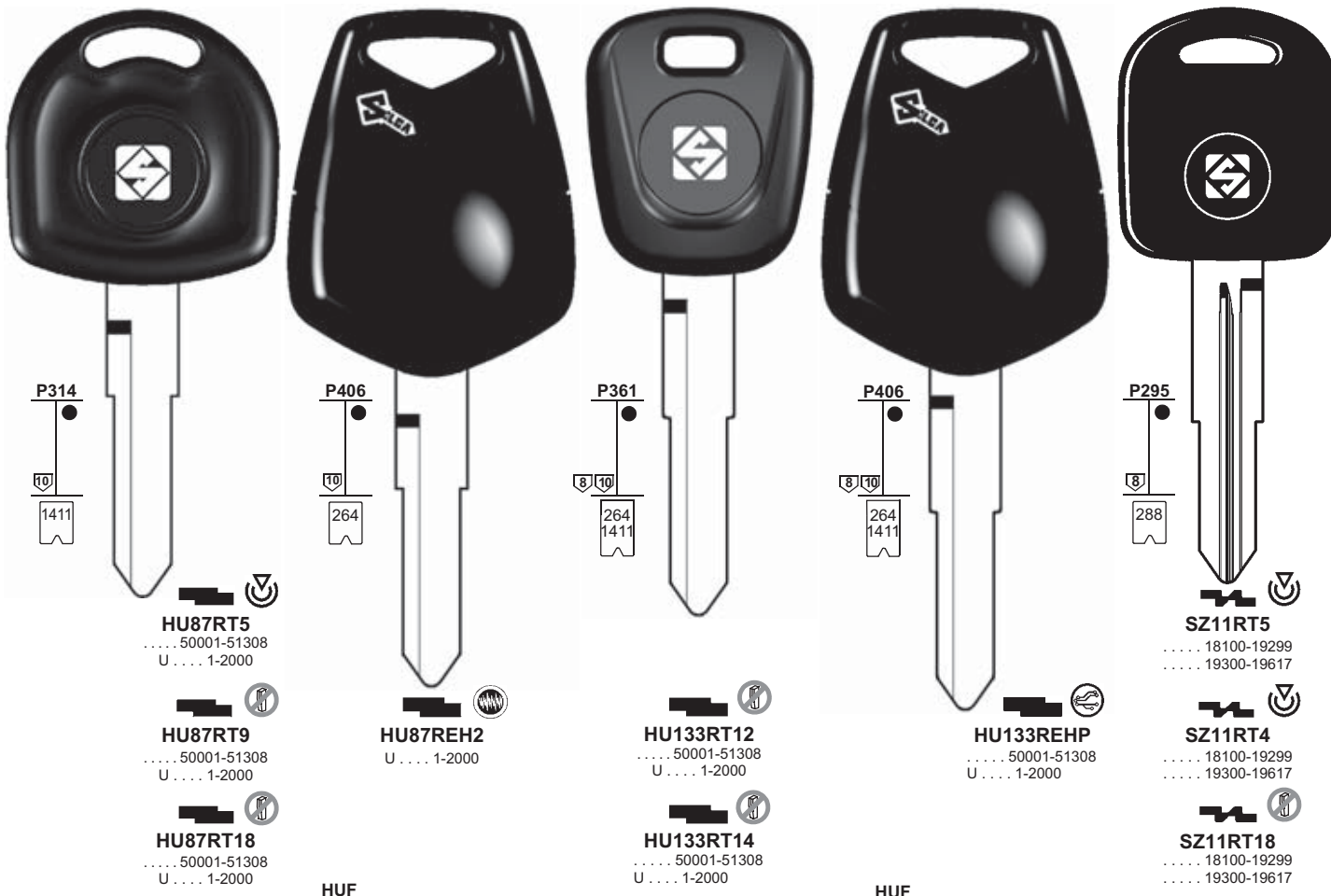

SZ12T4
U. 1-2000


SZ12EH2
U. 1-2000

1	2	2a	3	6	71	72	42	43 44a	9b	10b 10c	12	15	A	B	C	D	
				IGNITION 													
CAR MAKE/MODEL 	FROM 1995 	TO 2010 	SILCA REF. Ref.	TRANSP. TYPE 	ID FAST COPY PLUS RW4 PLUS	COPY FAST COPY PLUS RW4 PLUS	ID FAST COPY RW4	COPY FAST COPY RW4	ID RW3	COPY RW3	STP 						
SUBARU																	
SOME MODELS	2000		NSN11T											⇐	⇐	⇐	⇐
SOME MODELS	2000		NSN14T											⇐	⇐	⇐	⇐
SOME MODELS	2000		NSN19											⇐	⇐	⇐	⇐
SUZUKI																	
ALTO	1996	2002	SZ11REH2	TEXAS	4C	Y	4C	Y	4C	Y				⇐	⇐		⇐
ALTO	1996	2002	SZ12EH2	TEXAS	4C	Y	4C	Y	4C	Y				⇐	⇐		⇐
ALTO	1996	1996	SZ11RP											⇐	⇐	⇐	⇐
ALTO	1996	2002	SZ11RT4	TEXAS	4C		4C		4C					⇐	⇐		⇐
ALTO	1996	2002	SZ12T4	TEXAS	4C		4C		4C					⇐	⇐		⇐
ALTO	2002		SZ11EH2	TEX / CR	65	Y	65	Y	65	PC				⇐	⇐		
ALTO	2002		SZ11REH2	TEX / CR	65	Y	65	Y	65	PC				⇐	⇐		
ALTO	2002		SZ11RT18	TEX / CR	65		65		65					⇐	⇐		
ALTO	2002		SZ11T18	TEX / CR	65		65		65					⇐	⇐		
BALENO	1995	1996	SZ12											⇐	⇐		⇐
BALENO	1995	1996	SZ12P											⇐	⇐		⇐

PER: 
FOR:

SUZUKI



P314
1411
HU87RT5
..... 50001-51308
U 1-2000

P406
264
HU87RT9
..... 50001-51308
U 1-2000

P361
264
1411
HU87RT18
..... 50001-51308
U 1-2000

P406
264
1411
HU87REH2
U 1-2000

P361
264
1411
HU133RT12
..... 50001-51308
U 1-2000

P406
264
1411
HU133RT14
..... 50001-51308
U 1-2000

P295
288
HU133REHP
..... 50001-51308
U 1-2000

P295
288
SZ11RT5
..... 18100-19299
..... 19300-19617

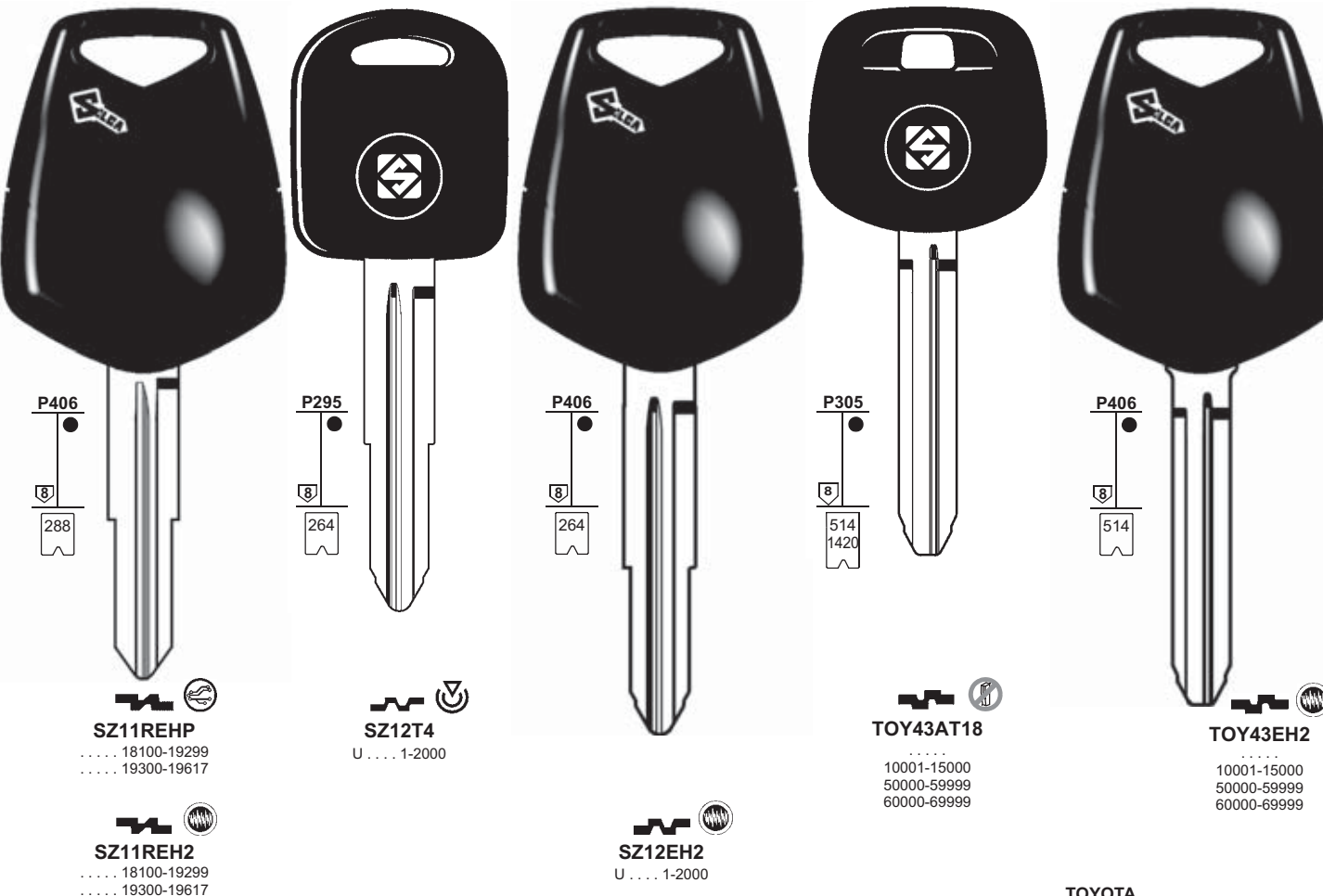
P295
288
SZ11RT4
..... 18100-19299
..... 19300-19617

P295
288
SZ11RT18
..... 18100-19299
..... 19300-19617

HUF HUF

PER: 
FOR:

SUZUKI



P406
288
SZ11REHP
..... 18100-19299
..... 19300-19617

P295
264
SZ11REH2
..... 18100-19299
..... 19300-19617

P406
264
SZ12T4
U 1-2000

P406
264
SZ12EH2
U 1-2000

P305
514
1420
TOY43AT18
.....
10001-15000
50000-59999
60000-69999

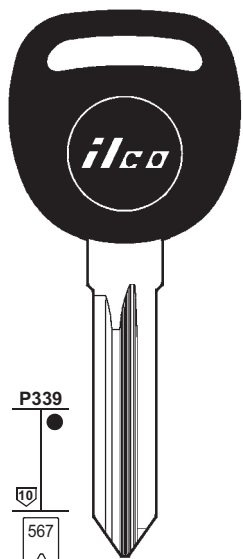
P406
514
TOY43EH2
.....
10001-15000
50000-59999
60000-69999

TOYOTA

1	2	2a	3	6	71	72	42	43 44a	9b	10b 10c	12	15	A	B	C	D
IGNITION																
CAR MAKE/MODEL	FROM	TO	SILCA REF.	TRANSP. TYPE	ID	COPY	ID	COPY	ID	COPY	STP					
	1995	2010	 Ref.		 FAST COPY PLUS RW4 PLUS	 FAST COPY PLUS RW4 PLUS	 FAST COPY RW4	 FAST COPY RW4	 RW3	 RW3						
SUZUKI																
BALENO	1996	2001	SZ11REH2	TEXAS	4C	Y	4C	Y	4C	Y			↔	↔		↔
BALENO	1996	2001	SZ12EH2	TEXAS	4C	Y	4C	Y	4C	Y			↔	↔		↔
BALENO	1996	2001	SZ11RT4	TEXAS	4C		4C		4C				↔	↔		↔
BALENO	1996	2001	SZ12T4	TEXAS	4C		4C		4C				↔	↔		↔
ESCUDO [J]	1996	2002	SZ11REH2	TEXAS	4C	Y	4C	Y	4C	Y			↔	↔		↔
ESCUDO [J]	1996	2002	SZ12EH2	TEXAS	4C	Y	4C	Y	4C	Y			↔	↔		↔
ESCUDO [J]	1996	2002	SZ11RT4	TEXAS	4C		4C		4C				↔	↔		↔
ESCUDO [J]	1996	2002	SZ12T4	TEXAS	4C		4C		4C				↔	↔		↔
GRAND VITARA	1996	2002	SZ11RT4	TEXAS	4C		4C		4C				↔	↔		↔
GRAND VITARA	1996	2002	SZ12T4	TEXAS	4C		4C		4C				↔	↔		↔
GRAND VITARA	1996	2002	SZ11REH2	TEXAS	4C	Y	4C	Y	4C	Y			↔	↔		↔
GRAND VITARA	1996	2002	SZ12EH2	TEXAS	4C	Y	4C	Y	4C	Y			↔	↔		↔
GRAND VITARA	2002			PH / CR2	46		46		46				↔	↔		
GRAND VITARA	2002	2008	SZ11REHP	PH / CR2	46	Y	46	P-BOX	46				↔	↔		
GRAND VITARA	2008		HU133REHP	PH / CR2	46	Y	46	P-BOX	46				↔	↔		
IGNIS	2000		HU87REH2	TEX / CR	65	Y	65	Y	65	PC			↔	↔		
IGNIS	2000		SZ11REH2	TEX / CR	65	Y	65	Y	65	PC			↔	↔		
IGNIS	2000	2000	HU87RT5	PH / CR	40	RD	40	RD	40	ID			↔	↔	↔	↔
IGNIS	2000		HU87RT18	TEX / CR	65		65		65				↔	↔		
IGNIS	2000		SZ11RT18	TEX / CR	65		65		65				↔	↔		
IGNIS	2000		HU87RT9	PH / CR	40	ID	40	ID	40	ID			↔	↔		↔
JIMNY DIESEL	2002		HU87RT5	PH	33	Y	33	Y	33	Y			↔	↔		
JIMNY DIESEL	2002		SZ11RT5	PH	33	Y	33	Y	33	Y			↔	↔	↔	
JIMNY	1999	2002	SZ11REH2	TEXAS	4C	Y	4C	Y	4C	Y			↔	↔		↔
JIMNY	1999	2002	SZ11RT4	TEXAS	4C		4C		4C				↔	↔		↔
JIMNY	2002		SZ11REH2	TEX / CR	65	Y	65	Y	65	PC			↔	↔		
JIMNY	2002		SZ11RT18	TEX / CR	65		65		65				↔	↔	↔	
LIANA	2001	2005	TOY43EH2	TEX / CR	65	Y	65	Y	65	PC			↔	↔		
LIANA	2001	2005	TOY43AT18	TEX / CR	65		65		65				↔	↔		
LIANA	2006			TEX / CR	66		66		60				↔	↔		
LIANA	2006		TOY43EH2	TEX / CR	66	Y	66	Y	60	PC			↔	↔		
SPLASH DIESEL	2008		HU133RT12	PH / CR	40	ID	40	ID	40	ID			↔	↔		
SPLASH	2008		HU133RT14	PH / CR2	46		46		46				↔	↔		
SPLASH	2008		HU133REHP	PH / CR2	46	Y	46	P-BOX	46				↔	↔		
SWIFT	1996	2005	SZ11REH2	TEXAS	4C	Y	4C	Y	4C	Y			↔	↔		↔
SWIFT	1996	2005	SZ12EH2	TEXAS	4C	Y	4C	Y	4C	Y			↔	↔		↔
SWIFT	1996	2005	SZ11RT4	TEXAS	4C		4C		4C				↔	↔		↔
SWIFT	1996	2005	SZ12T4	TEXAS	4C		4C		4C				↔	↔		↔
SWIFT	2005		TOY43EH2	TEX / CR	66	Y	66	Y	60	PC			↔	↔		


PER: 
FOR:

SUZUKI



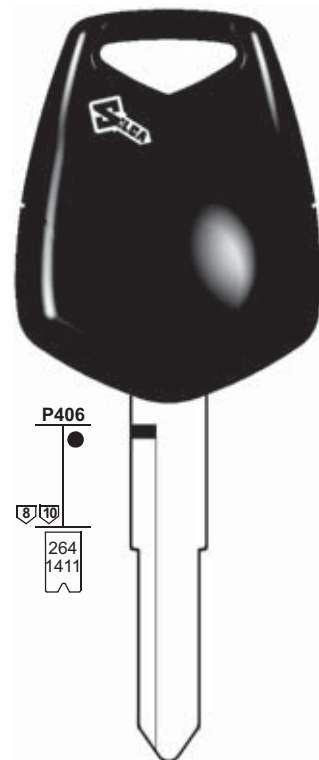

B111-PT
G 0-3631




HU87RT5
..... 50001-51308
U 1-2000




HU133RT12
..... 50001-51308
U 1-2000




HU133REHP
..... 50001-51308
U 1-2000

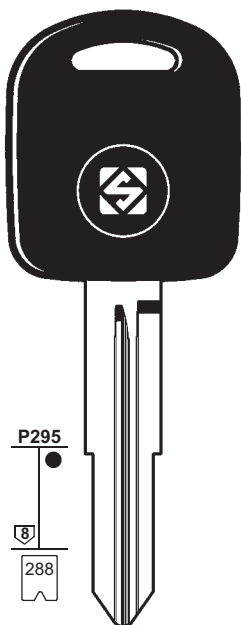
BRIGGS & STRATTON
GENERAL MOTORS

HUF

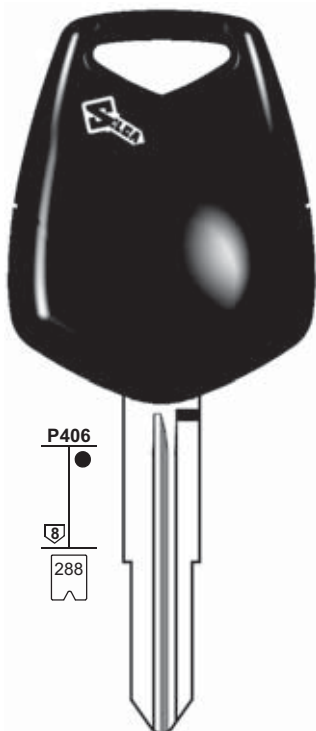
HUF

PER: 
FOR:

SUZUKI



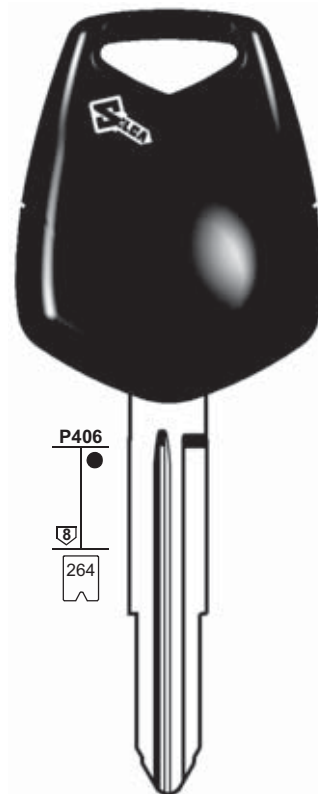

SZ11RT4
..... 18100-19299
..... 19300-19671




SZ11REHP
..... 18100-19299
..... 19300-19671




















SZ12T4
U 1-2000



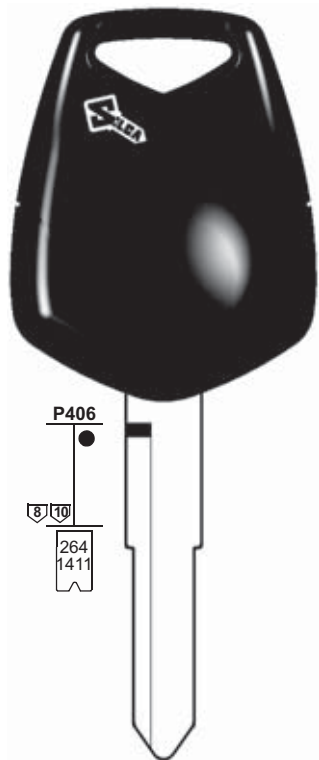

SZ12EH2
U 1-2000


SZ11REH2
..... 18100-19299
..... 19300-19671

1	2	2a	3	6	71	72	42	43 44a	9b	10b 10c	12	15	A	B	C	D				
				<p style="text-align: center;">IGNITION</p> <p style="text-align: center;">  </p>																
CAR MAKE/MODEL	FROM	TO	SILCA REF.	TRANSP. TYPE	ID	COPY	ID	COPY	ID	COPY	STP									
	1995	2010	 Ref.		 FAST COPY PLUS RW4 PLUS	 FAST COPY PLUS RW4 PLUS	 FAST COPY RW4	 FAST COPY RW4	 RW3	 RW3	 STP									
SUZUKI																				
SWIFT	2005		HU133RT14	PH / CR2	46		46		46				⇐	⇐		⇐				
SWIFT	2005		HU133REHP	PH / CR2	46	Y	46	P-BOX	46				⇐	⇐		⇐				
SX4 DIESEL	2006		HU133RT12	PH / CR	40	ID	40	ID	40	ID			⇐	⇐		⇐				
SX4	2006		HU133RT14	PH / CR2	46		46		46				⇐	⇐		⇐				
SX4	2006		HU133REHP	PH / CR2	46	Y	46	P-BOX	46				⇐	⇐		⇐				
VITARA	1996	2002	SZ11REH2	TEXAS	4C	Y	4C	Y	4C	Y			⇐	⇐		⇐				
VITARA	1996	2002	SZ12EH2	TEXAS	4C	Y	4C	Y	4C	Y			⇐	⇐		⇐				
VITARA	1996	2002	SZ11RT4	TEXAS	4C		4C		4C				⇐	⇐		⇐				
VITARA	1996	2002	SZ12T4	TEXAS	4C		4C		4C				⇐	⇐		⇐				
VITARA	2002			PH / CR2	46		46		46				⇐	⇐						
VITARA	2002	2008	SZ11REHP	PH / CR2	46	Y	46	P-BOX	46				⇐	⇐		⇐				
WAGON R	1998	2000	SZ11REH2	TEXAS	4C	Y	4C	Y	4C	Y			⇐	⇐		⇐				
WAGON R	1998	2000	SZ11RT4	TEXAS	4C		4C		4C				⇐	⇐	⇐	⇐				
WAGON R	2000	2000	HU87RT5	PH / CR	40	RD	40	RD	40	ID			⇐	⇐	⇐	⇐				
WAGON R	2000		HU87RT9	PH / CR	40	ID	40	ID	40	ID			⇐	⇐	⇐	⇐				
XL-7	2007		B111-PT	PH / CR2	46		46		46				⇐	⇐						

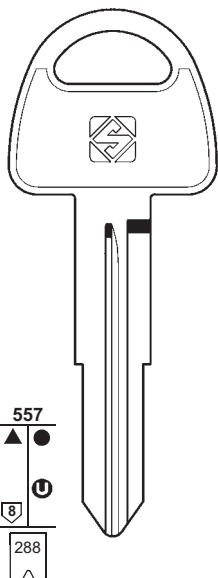
PER: 
FOR: 

SUZUKI INDIA

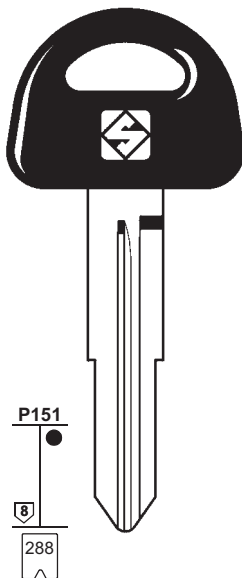



HU133REHP
..... 50001-51308
U 1-2000

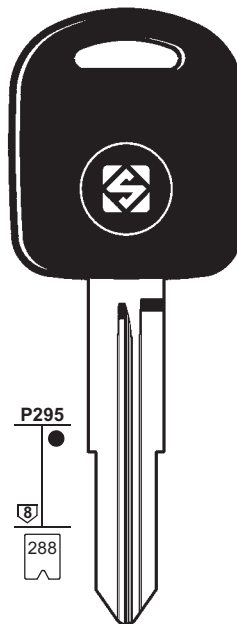
HUF



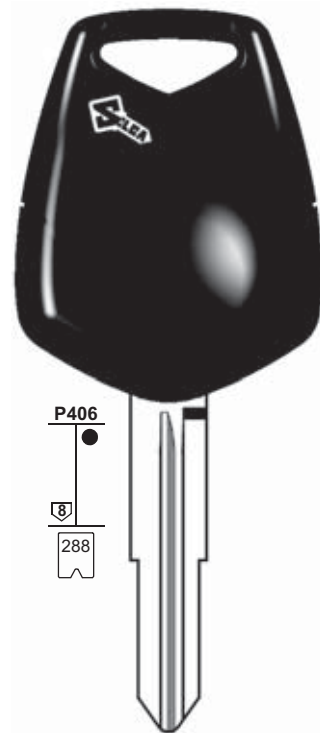

SZ11
..... 18100-19299




SZ11P
..... 18100-19299



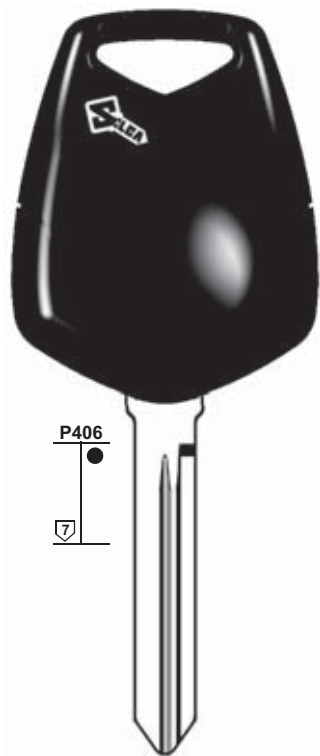

SZ11T18
..... 18100-19299




SZ11EH2
..... 18100-19229

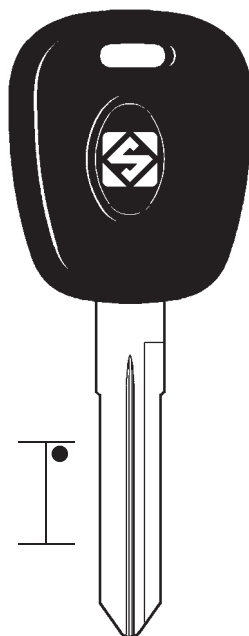
PER: 
FOR: 

SUZUKI INDIA



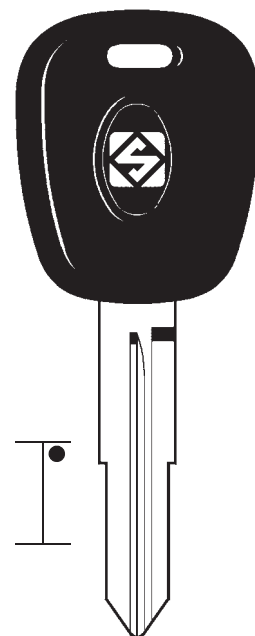

SZ18EH2


SZ18REH2

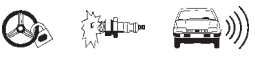


















SZ19P


SZ19RP




SZ20P

1	2	2a	3	6	71	72	42	43 44a	9b	10b 10c	12	15	A	B	C	D		
				IGNITION 														
CAR MAKE/MODEL	FROM	TO	SILCA REF.	TRANSP. TYPE	ID	COPY	ID	COPY	ID	COPY	STP							
	1995	2010	 Ref.		 FAST COPY PLUS RW4 PLUS	 FAST COPY PLUS RW4 PLUS	 FAST COPY RW4	 FAST COPY RW4	 RW3	 RW3	 STP							
SUZUKI INDIA																		
MARUTI 800	2007		SZ18REH2	TEX / CR	65	Y	65	Y	65	PC			↔					
MARUTI 800	2007	2009	SZ19RP															
MARUTI ALTO	2000	2006	SZ11										↔	↔		↔		
MARUTI ALTO	2000	2006	SZ11P										↔	↔		↔		
MARUTI ALTO	2007		SZ11EH2	TEX / CR	65	Y	65	Y	65	PC			↔					
MARUTI ALTO	2007	2009	SZ20P										↔	↔	↔			
MARUTI ALTO	2007		SZ11T18	TEX / CR	65		65		65				↔					
MARUTI ESTEEM	2007			PH / CR2	46		46		46				↔					
MARUTI ESTEEM	2007		HU133REHP	PH / CR2	46	Y	46	P-BOX	46				↔					
MARUTI OMNI VAN	2007		SZ18EH2	TEX / CR	65	Y	65	Y	65	PC			↔					
MARUTI OMNI VAN	2007	2009	SZ19P										↔					

PER: 
FOR:

SUZUKI INDIA




HU133RT12

..... 50001-51308
U 1-2000


HU133REHP

..... 50001-51308
U 1-2000


SZ11RT18

..... 18100-19299
..... 19300-19617


SZ11REH2

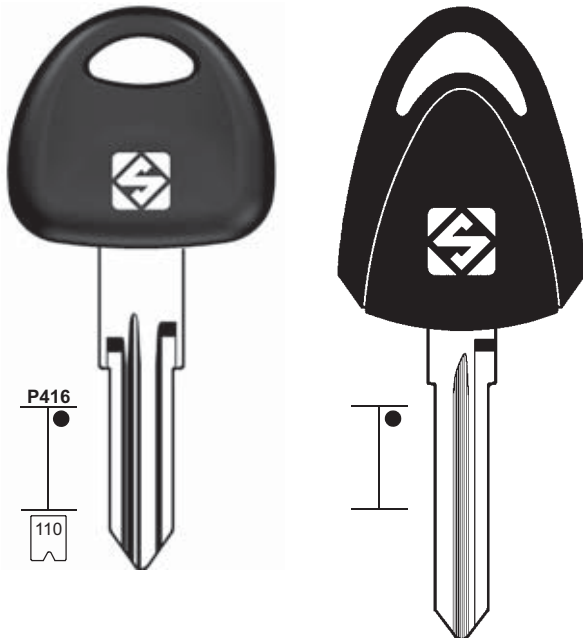
..... 18100-19299
..... 19300-19617


SZ21RP

HUF

PER: 
FOR:

TATA

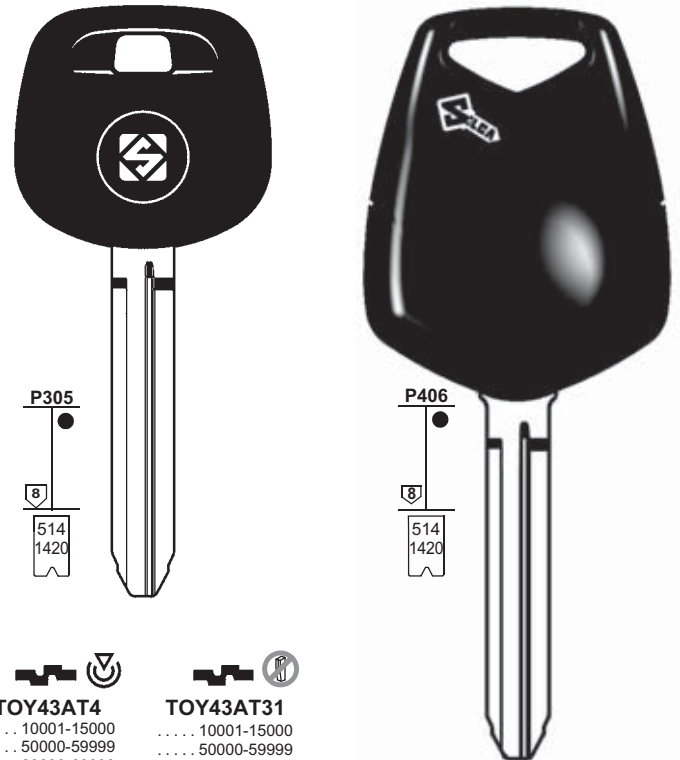




TAT1P

T 1-1200


TAT2P

TOYOTA





TOY43AT4




















..... 10001-15000
..... 50000-59999
..... 60000-69999


TOY43AT31

..... 10001-15000
..... 50000-59999
..... 60000-69999

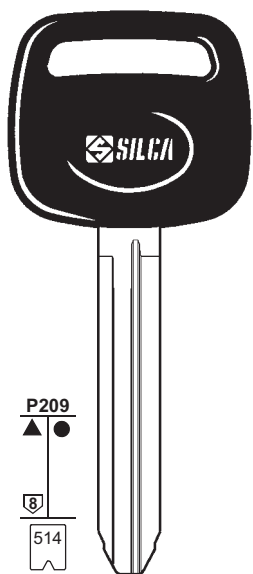

TOY43EH2

..... 10001-15000
..... 50000-59999
..... 60000-69999

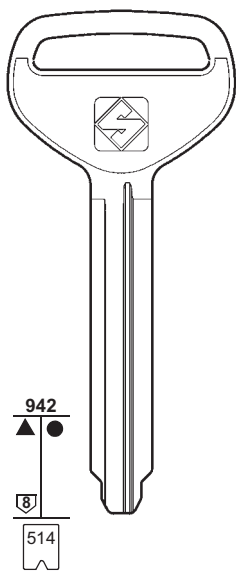
1	2	2a	3	6	71	72	42	43 44a	9b	10b 10c	12	15	A	B	C	D		
				IGNITION 														
CAR MAKE/MODEL 	FROM 1995 	TO 2010 	SILCA REF.  Ref.	TRANSP. TYPE 	ID  FAST COPY PLUS RW4 PLUS	COPY  FAST COPY PLUS RW4 PLUS	ID  FAST COPY RW4	COPY  FAST COPY RW4	ID  RW3	COPY  RW3	STP  	    						
SUZUKI INDIA																		
MARUTI SWIFT	2000	2009	SZ21RP										⇐	⇐	⇐	⇐		
MARUTI SWIFT	2007		HU133RT12	PH / CR	40	ID	40	ID	40	ID			⇐					
MARUTI SX4	2007			PH / CR2	46		46		46				⇐					
MARUTI SX4	2007		HU133REHP	PH / CR2	46	Y	46	P-BOX	46				⇐					
MARUTI WAGON R	2007		SZ11REH2	TEX / CR	65	Y	65	Y	65	PC			⇐					
MARUTI ZEN ESTILO	2007		SZ11REH2	TEX / CR	65	Y	65	Y	65	PC			⇐					
MARUTI ZEN ESTILO	2007		SZ11RT18	TEX / CR	65		65		65				⇐					
MARUTI ZEN	2000	2009	SZ21RP										⇐	⇐	⇐	⇐		
TATA																		
INDICA	2000		TAT1P										⇐	⇐	⇐	⇐		
NANO	2009		TAT2P										⇐	⇐	⇐	⇐		
SAFARI	1999			TEMIC	11		11		11									
TOYOTA																		
4RUNNER	1999	2002	TOY43AT4	TEXAS	4C		4C		4C			E	⇐	⇐	⇐	⇐		
4RUNNER	1999	2002	TOY43EH2	TEXAS	4C	Y	4C	Y	4C	Y			⇐	⇐	⇐	⇐		
ALPHARD	2005		TOY43AT31	TEX / CR	67		67		67			I	⇐	⇐		⇐		
ALPHARD	2005		TOY43EH2	TEX / CR	67	Y	67	Y	67	PC			⇐	⇐		⇐		
AURION (AUS)	2006		TOY43AT31	TEX / CR	67		67		67			I	⇐	⇐		⇐		
AURION (AUS)	2006		TOY43EH2	TEX / CR	67	Y	67	Y	67	PC			⇐	⇐		⇐		
AURIS (EU)	2007		SMART KEY	TEX / CR	70		70		67									
AURIS (EU)	2007			TEX / CR	70		70		67				⇐	⇐		⇐		

PER: 
FOR: 

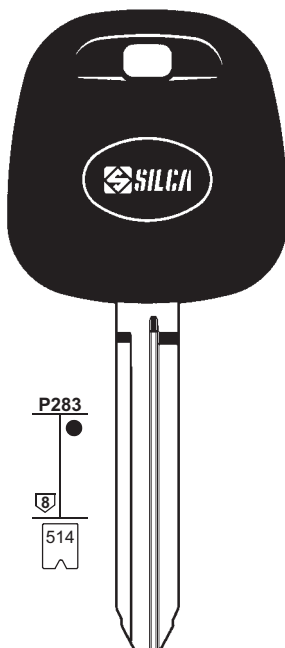
TOYOTA




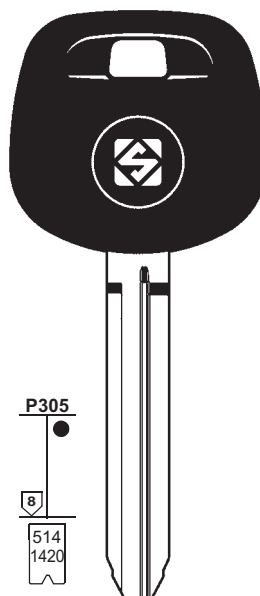

TOY43P
..... 10001-15000






TOY44
..... 10001-15000




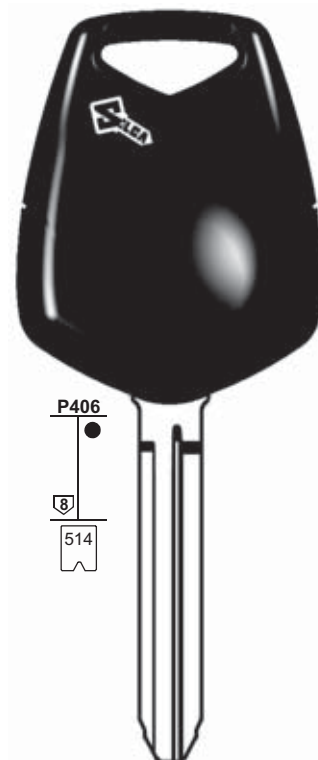

TOY43T2
..... 10001-15000
..... 50000-59999
..... 60000-69999





TOY43AT4
..... 10001-15000
..... 50000-59999
..... 60000-69999



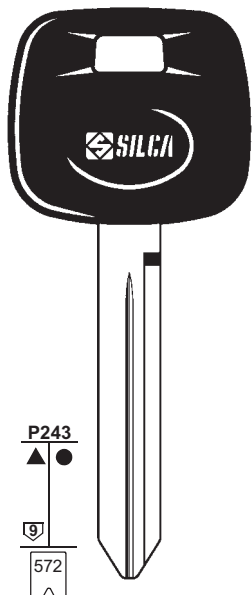

TOY43AT31
..... 10001-15000
..... 50000-59999
..... 60000-69999



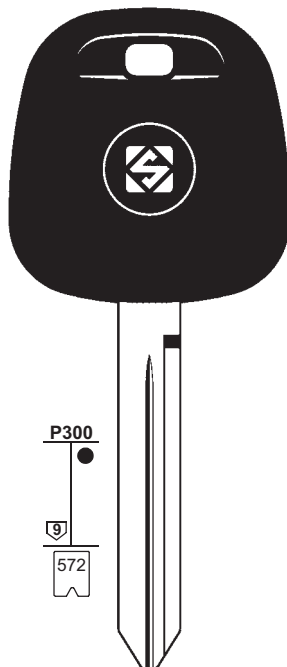

TOY43EH2
..... 10001-15000
..... 50000-59999
..... 60000-69999

PER: 
FOR: 


TOYOTA



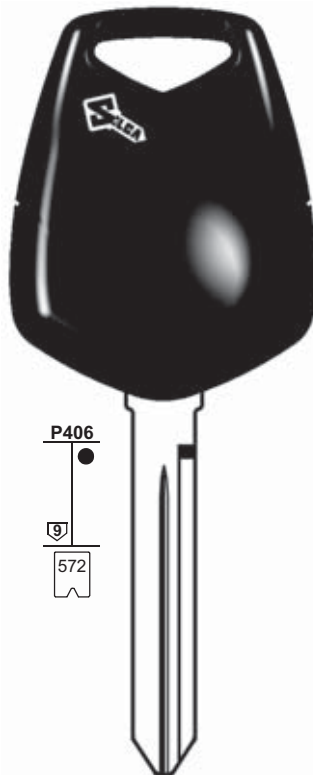

TOY47BP
..... 1-13284
T 1-13284



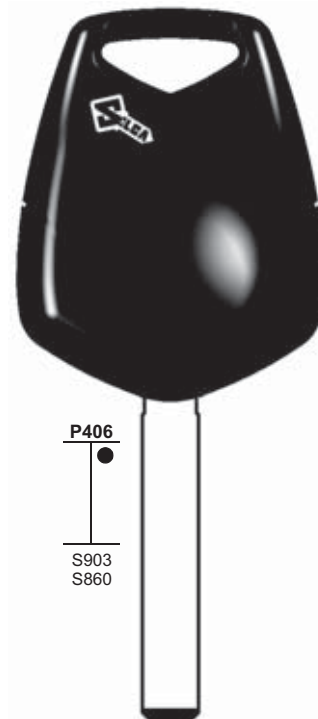

TOY47T16
..... 1-13284
T 1-13284




TOY47T4
..... 1-13284
T 1-13284




TOY47EH2
..... 1-13284
T 1-13284

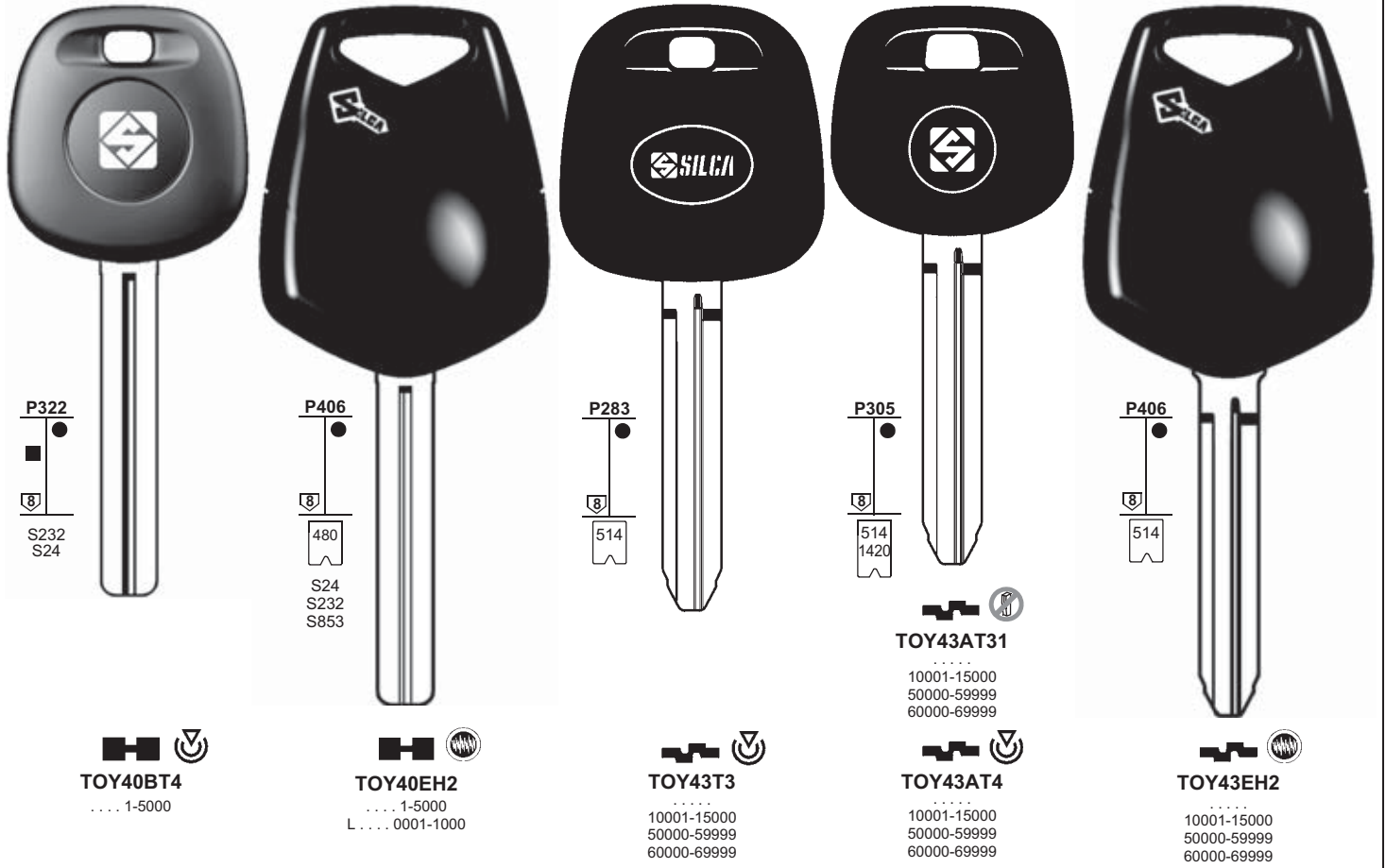



VA2EH2
..... B1085-B9547
..... 12897-A9999
VALEO

1	2	2a	3	6	71	72	42	43 44a	9b	10b 10c	12	15	A	B	C	D
IGNITION																
CAR MAKE/MODEL	FROM	TO	SILCA REF.	TRANSP. TYPE	ID	COPY	ID	COPY	ID	COPY	STP					
	1995	2010	 Ref.		 FAST COPY PLUS RW4 PLUS	 FAST COPY PLUS RW4 PLUS	 FAST COPY RW4	 FAST COPY RW4	 RW3	 RW3						
TOYOTA																
AURIS (EU)	2007		TOY47EH2	TEX / CR	70	Y	70	Y	67	PC			↔	↔		↔
AURIS	2006		TOY43AT31	TEX / CR	67		67		67			I	↔	↔		↔
AURIS	2006		TOY43EH2	TEX / CR	67	Y	67	Y	67	PC			↔	↔		↔
AVENSIS VERSO	2001	2003	TOY43AT4	TEXAS	4C		4C		4C			E	↔	↔		↔
AVENSIS VERSO	2001	2003	TOY43EH2	TEXAS	4C	Y	4C	Y	4C	Y			↔	↔		↔
AVENSIS	1998	2000	TOY47EH2	TEXAS	4C	Y	4C	Y	4C	Y			↔	↔		↔
AVENSIS	1998	2000	TOY47T4	TEXAS	4C		4C		4C			S11	↔	↔		↔
AVENSIS	2000	2003	TOY47EH2	TEX / CR	60	Y	60	Y	60	PC			↔	↔		↔
AVENSIS	2000	2003	TOY47T16	TEX / CR	60		60		60				↔	↔		↔
AVENSIS	2003			TEX / CR	70		70		67				↔	↔		↔
AVENSIS	2003		TOY47EH2	TEX / CR	70	Y	70	Y	67	PC			↔	↔		↔
AYGO	2005			TEX / CR	70		70		67				↔	↔		↔
AYGO	2005		VA2EH2	TEX / CR	70	Y	70	Y	67	PC			↔	↔		↔
CAMRY	1996	2005	TOY43EH2	TEXAS	4C	Y	4C	Y	4C	Y			↔	↔		↔
CAMRY	1996	2005	TOY43AT4	TEXAS	4C		4C		4C			E	↔	↔		↔
CAMRY	2006		TOY43EH2	TEX / CR	67	Y	67	Y	67	PC			↔	↔		↔
CAMRY	2006		TOY43AT31	TEX / CR	67		67		67			I	↔	↔		↔
CARINA	1994	1995	TOY47BP										↔	↔	↔	↔
CARINA	1995	1995	TOY43P										↔	↔		↔
CARINA	1995	1995	TOY44										↔			
CARINA	1996	2000	TOY47EH2	TEXAS	4C	Y	4C	Y	4C	Y			↔	↔		↔
CARINA	1996	2000	TOY43T2	PH	33	Y	33	Y	33	Y		S11	↔	↔	↔	↔
CARINA	1996	2000	TOY47T4	TEXAS	4C		4C		4C			S11	↔	↔	↔	↔
CELICA	1995	1995	TOY43P										↔	↔		↔
CELICA	1995	1995	TOY44										↔			
CELICA	1996	2000	TOY43T2	PH	33	Y	33	Y	33	Y		S11	↔	↔	↔	↔
CELICA	2000	2005	TOY43EH2	TEXAS	4C	Y	4C	Y	4C	Y			↔	↔		↔
CELICA	2000	2005	TOY43AT4	TEXAS	4C		4C		4C			E	↔	↔	↔	↔

PER: 
FOR: 

TOYOTA



P322
S232
S24

P406
480
S24
S232
S853

P283
514

P305
514
1420

TOY43AT31
10001-15000
50000-59999
60000-69999

TOY40BT4
..... 1-5000

TOY40EH2
..... 1-5000
L 0001-1000


TOY43T3
10001-15000
50000-59999
60000-69999

TOY43AT4
10001-15000
50000-59999
60000-69999

TOY43EH2
10001-15000
50000-59999
60000-69999

PER: 
FOR: 

TOYOTA



P283
551

P406
551

P300
572

P406
572

TOY46RT3
N 1-2000

TOY46REH2
N 1-2000


TOY47T4
..... 1-13284
T 1-13284

TOY47EH2
80



PER: 
FOR:



TOYOTA




TOY38RP
G 1-2377
P 1-2390
W 1-2409
X 1-2248

 
TOY41RT4
G 1-2377
P 1-2390
X 1-2248

 
TOY41RAT4
G 1-2377
P 1-2390
X 1-2248

 
TOY41REH2
G 1-2377
P 1-2390
X 1-2248



 
TOY43EH2
..... 10001-15000
..... 50000-59999
..... 60000-69999

PER: 
FOR:

TOYOTA



 
TOY43AT31
.....
10001-15000
50000-59999
60000-69999

 
TOY43AT4
.....
10001-15000
50000-59999
60000-69999

 
TOY40BT4
..... 1-5000

 
TOY40EH2
..... 1-5000
L 0001-1000

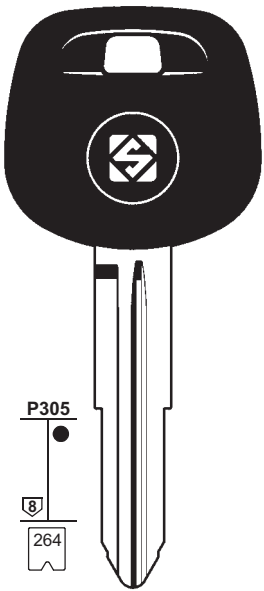
 
TOY48BT4
..... 40000-49999

 
TOY48EH2
..... 40000-49999


1	2	2a	3	6	71	72	42	43 44a	9b	10b 10c	12	15	A	B	C	D
				IGNITION 												
CAR MAKE/MODEL 	FROM 1995 	TO 2010 	SILCA REF. Ref.	TRANSP. TYPE 	ID FAST COPY PLUS RW4 PLUS	COPY FAST COPY PLUS RW4 PLUS	ID FAST COPY RW4	COPY FAST COPY RW4	ID RW3	COPY RW3	STP 					
TOYOTA																
ECHO	1999	2005	TOY41REH2	TEXAS	4C	Y	4C	Y	4C	Y			↔	↔		↔
ECHO	1999	2005	TOY41RAT4	TEXAS	4C		4C		4C			E				
FJ CRUISER	2007		TOY43EH2	TEX / CR	67	Y	67	Y	67	PC			↔			↔
FJ CRUISER	2007		TOY43AT31	TEX / CR	67		67		67			I	↔			↔
FORTUNER	2007		TOY43AT31	TEX / CR	67		67		67			I	↔	↔		↔
FORTUNER	2007		TOY43EH2	TEX / CR	67	Y	67	Y	67	PC			↔	↔		↔
HIACE	1995	2006	TOY43EH2	TEXAS	4C	Y	4C	Y	4C	Y			↔	↔		↔
HIACE	1995	2006	TOY43AT4	TEXAS	4C		4C		4C			E	↔	↔		↔
HIACE	2007		TOY43AT31	TEX / CR	67		67		67			I	↔	↔		↔
HIACE	2007		TOY43EH2	TEX / CR	67	Y	67	Y	67	PC			↔	↔		↔
HILUX 4X4	1995	1995	TOY38RP										↔	↔		↔
HILUX	1999	2004	TOY43EH2	TEXAS	4C	Y	4C	Y	4C	Y			↔	↔		↔
HILUX	1999	2004	TOY43AT4	TEXAS	4C		4C		4C			E	↔	↔		↔
HILUX	2005		TOY43AT31	TEX / CR	67		67		67				↔	↔		↔
HILUX	2005		TOY43EH2	TEX / CR	67	Y	67	Y	67	PC			↔	↔		↔
INNOVA KIJANG	2005		TOY43AT31	TEX / CR	67		67		67			I	↔	↔		↔
INNOVA KIJANG	2005		TOY43EH2	TEX / CR	67	Y	67	Y	67	PC			↔	↔		↔
IQ	2008		TOY43AT31	TEX / CR	67		67		67				↔	↔		
IQ	2008		TOY43EH2	TEX / CR	67	Y	67	Y	67	PC			↔	↔		
LAND CRUISER 100 (AUS)	2003		TOY48EH2	TEX / CR	60	Y	60	Y	60	PC						
LAND CRUISER 100 (AUS)	2003			TEX / CR	60		60		60							
LAND CRUISER 100	1998	2000	TOY40EH2	TEXAS	4C	Y	4C	Y	4C	Y			↔	↔		↔
LAND CRUISER 100	1998	2002	TOY43EH2	TEXAS	4C	Y	4C	Y	4C	Y			↔	↔	↔	↔
LAND CRUISER 100	1998	2000	TOY40BT4	TEXAS	4C		4C		4C			E	↔	↔	↔	↔
LAND CRUISER 100	1998	2002	TOY43AT4	TEXAS	4C		4C		4C			E	↔	↔	↔	↔
LAND CRUISER 100	2000	2002	TOY48EH2	TEXAS	4C	Y	4C	Y	4C	Y			↔	↔	↔	↔
LAND CRUISER 100	2000	2002	TOY48BT4	TEXAS	4C		4C		4C			E	↔	↔	↔	↔
LAND CRUISER 100	2003	2008	TOY43AT31	TEX / CR	67		67		67			I				
LAND CRUISER 100	2003	2008	TOY43EH2	TEX / CR	67	Y	67	Y	67	PC						
LAND CRUISER 120	2002		TOY43AT31	TEX / CR	67		67		67			I	↔	↔		↔
LAND CRUISER 120	2002		TOY43EH2	TEX / CR	67	Y	67	Y	67	PC			↔	↔		↔
LAND CRUISER 200	2008		SMART KEY	TEX / CR	67		67		67							
LAND CRUISER 90	1996	2002	TOY43EH2	TEXAS	4C	Y	4C	Y	4C	Y			↔	↔	↔	↔
LAND CRUISER 90	1996	2002	TOY43AT4	TEXAS	4C		4C		4C			E	↔	↔	↔	↔
LAND CRUISER PRADO	2002		TOY43AT31	TEX / CR	67		67		67			I	↔	↔		↔
LAND CRUISER PRADO	2002		TOY43EH2	TEX / CR	67	Y	67	Y	67	PC			↔	↔		↔
MR2	1997	2007	TOY41REH2	TEXAS	4C	Y	4C	Y	4C	Y			↔	↔	↔	
MR2	1997	2007	TOY41RT4	TEXAS	4C		4C		4C			S11	↔	↔	↔	

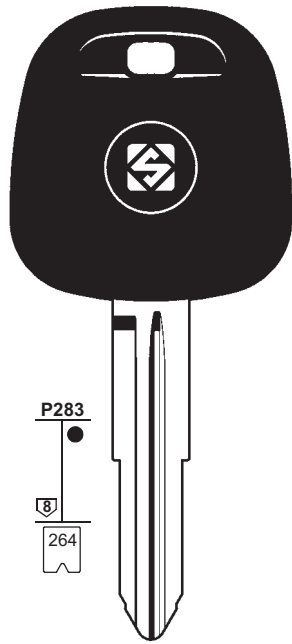
PER: 
FOR:

TOYOTA




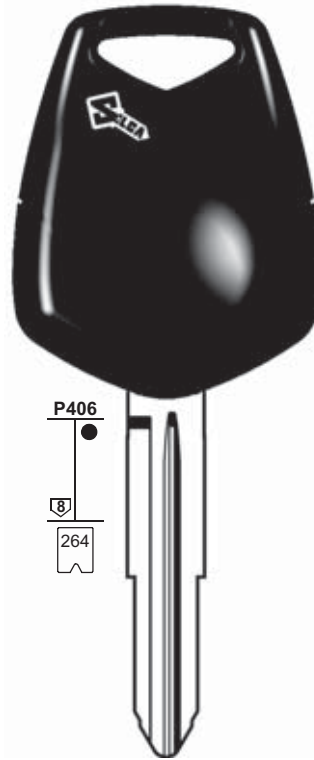
P305
8
264


TOY41RAT5
G 1-2377
P 1-2390
X 1-2248



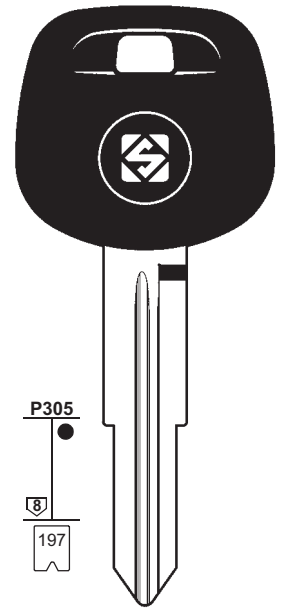
P283
8
264


TOY41RT4
G 1-2377
P 1-2390
X 1-2248



P406
8
264


TOY41REH2
G 1-2377
P 1-2390
X 1-2248

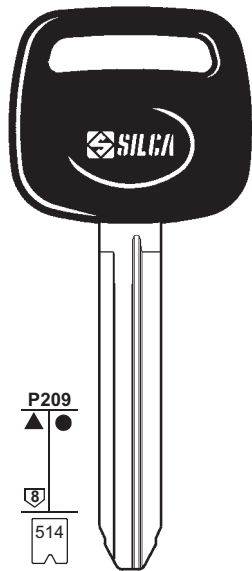


P305
8
197


TOY42AT5
S 1-2878

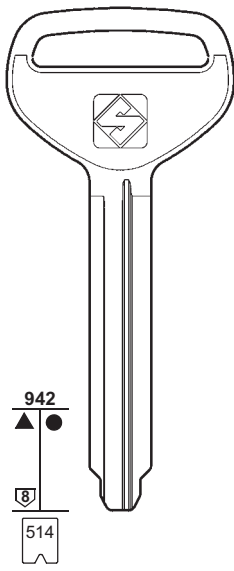
PER: 
FOR:

TOYOTA



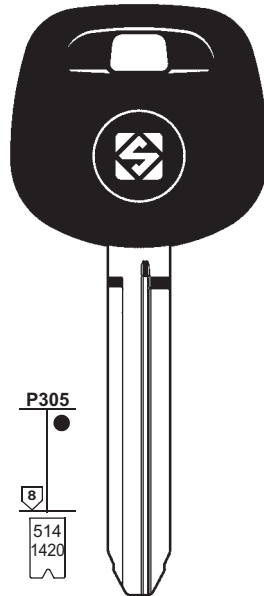
P209
8
514


TOY43P
..... 10001-15000




942
8
514

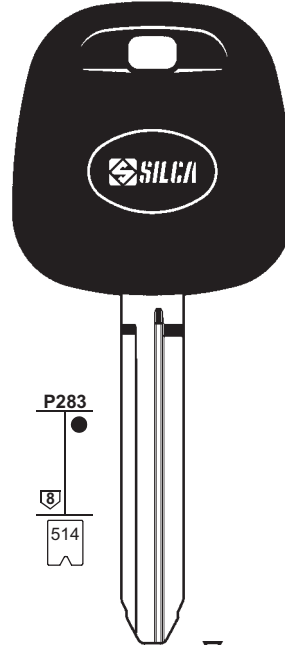

TOY44
..... 10001-15000



P305
8
514
1420


TOY43AT31
10001-15000
50000-59999
60000-69999

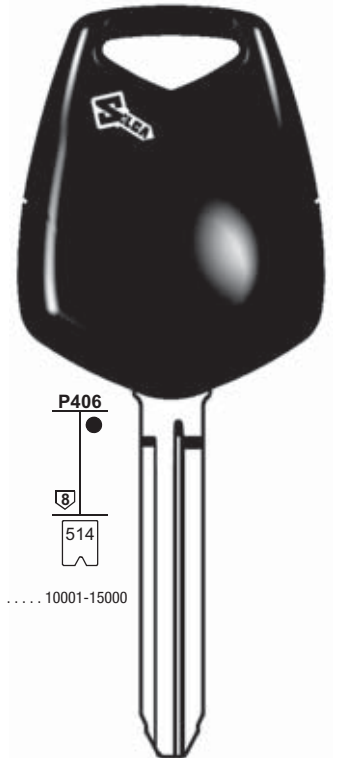

TOY43AT4
10001-15000
50000-59999
60000-69999



P283
8
514


TOY43T3
10001-15000
50000-59999
60000-69999




















TOY43T2
10001-15000
50000-59999
60000-69999

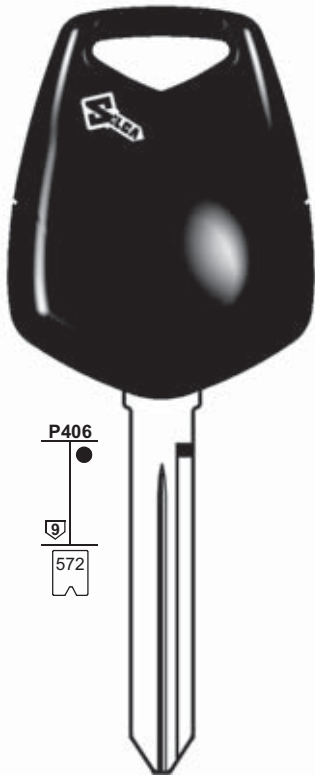


P406
8
514

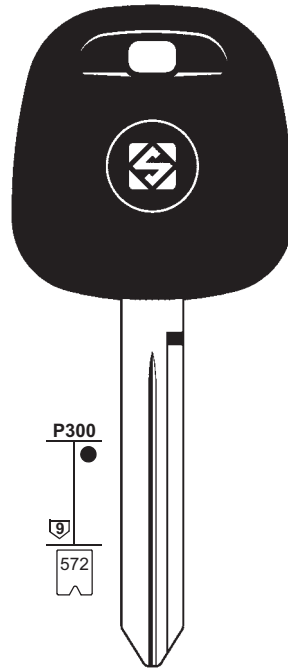
..... 10001-15000



TOY43EH2
10001-15000
50000-59999
60000-69999

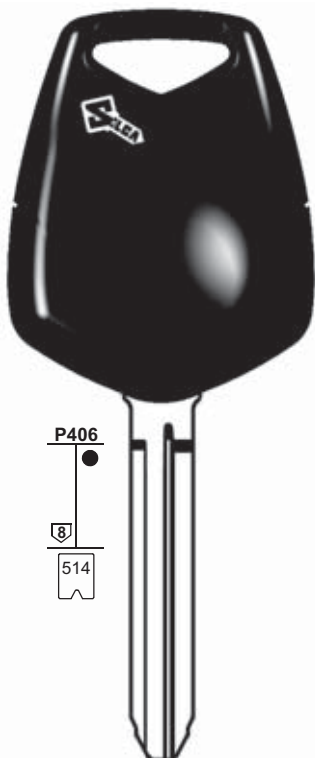
1	2	2a	3	6	71	72	42	43 44a	9b	10b 10c	12	15	A	B	C	D			
				IGNITION 															
CAR MAKE/MODEL 	FROM 1995 	TO 2010 	SILCA REF.  Ref.	TRANSP. TYPE 	ID  FAST COPY PLUS RW4 PLUS	COPY  FAST COPY PLUS RW4 PLUS	ID  FAST COPY RW4	COPY  FAST COPY RW4	ID  RW3	COPY  RW3	STP 								
TOYOTA																			
PASEO	1995	1999	TOY42AT5	PH	33	Y	33	Y	33	Y		S11	↔	↔	↔	↔			
PICNIC	1996	2003	TOY43EH2	TEXAS	4C	Y	4C	Y	4C	Y			↔	↔		↔			
PICNIC	1996	2003	TOY43AT4	TEXAS	4C		4C		4C			S11	↔	↔		↔			
PICNIC	2003	2008	TOY43AT31	TEX / CR	67		67		67			I	↔	↔		↔			
PICNIC	2003	2008	TOY43EH2	TEX / CR	67	Y	67	Y	67	PC			↔	↔		↔			
PREVIA	1996	1999	TOY42AT5	PH	33	Y	33	Y	33	Y		S11	↔	↔	↔				
PREVIA	2000	2003	TOY43AT4	TEXAS	4C		4C		4C			E	↔	↔		↔			
PREVIA	2000	2003	TOY43EH2	TEXAS	4C	Y	4C	Y	4C	Y			↔	↔		↔			
PREVIA	2003	2008	TOY43AT31	TEX / CR	67		67		67			I							
PREVIA	2003	2008	TOY43EH2	TEX / CR	67	Y	67	Y	67	PC									
PRIUS	2000	2003	TOY43EH2	TEXAS	4C	Y	4C	Y	4C	Y			↔	↔		↔			
PRIUS	2000	2003	TOY43AT4	TEXAS	4C		4C		4C			E							
PRIUS	2004		SMART KEY	TEX / CR	67		67		67										
RAV 4	1995	1995	TOY43P										↔	↔		↔			
RAV 4	1995	1995	TOY44										↔						
RAV 4	1996	2004	TOY43EH2	TEXAS	4C	Y	4C	Y	4C	Y			↔	↔		↔			
RAV 4	1996	2002	TOY43T3	TEXAS	4C		4C		4C			E	↔	↔		↔			
RAV 4	2002	2004	TOY43AT4	TEXAS	4C		4C		4C			E	↔	↔		↔			
RAV 4	2005		TOY43AT31	TEX / CR	67		67		67			I	↔	↔		↔			
RAV 4	2005		TOY43EH2	TEX / CR	67	Y	67	Y	67	PC			↔	↔		↔			
RAV 4	2006		SMART KEY	TEM / CR	8C		8C		8C										
REIZ	2005		TOY43AT31	TEX / CR	67		67		67			I	↔	↔		↔			
REIZ	2005		TOY43EH2	TEX / CR	67	Y	67	Y	67	PC			↔	↔		↔			
STARLET	1997	1999	TOY41RAT5	PH	33	Y	33	Y	33	Y		S11	↔	↔	↔				
T.U.V.	2003		TOY43AT31	TEX / CR	67		67		67			I	↔	↔		↔			
T.U.V.	2003		TOY43EH2	TEX / CR	67	Y	67	Y	67	PC			↔	↔		↔			
TARAGO	2003	2008	TOY43AT31	TEX / CR	67		67		67			I	↔	↔					
TARAGO	2003	2008	TOY43EH2	TEX / CR	67	Y	67	Y	67	PC			↔	↔					
VIOS	2007		TOY43AT31	TEX / CR	67		67		67			I	↔	↔		↔			
VIOS	2007		TOY43EH2	TEX / CR	67	Y	67	Y	67	PC			↔	↔		↔			
WISH	2004		TOY43AT31	TEX / CR	67		67		67			I	↔	↔		↔			
WISH	2004		TOY43EH2	TEX / CR	67	Y	67	Y	67	PC			↔	↔		↔			
YARIS	1999	2005	TOY41RT4	TEXAS	4C		4C		4C			E	↔	↔	↔				
YARIS	1999	2005	TOY41REH2	TEXAS	4C	Y	4C	Y	4C	Y			↔	↔	↔				
YARIS	1999	2005	TOY47EH2	TEXAS	4C	Y	4C	Y	4C	Y			↔	↔		↔			



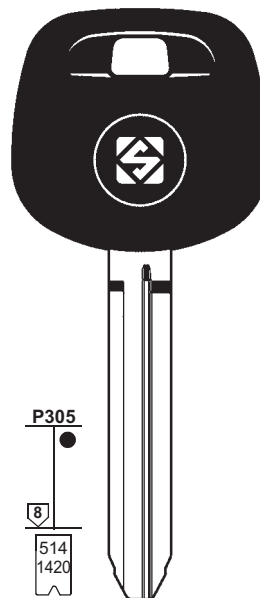
 
TOY47EH2
..... 1-13284
T..... 1-13284

























 
TOY47T4
..... 1-13284
T..... 1-13284



 
TOY43EH2
.....
10001-15000
50000-59999
60000-69999

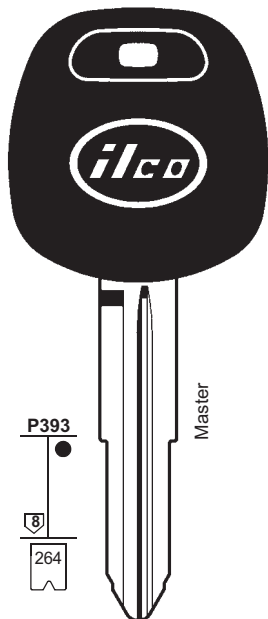


 
TOY43AT31
.....
10001-15000
50000-59999
60000-69999
 
TOY43AT4
.....
10001-15000
50000-59999
60000-69999

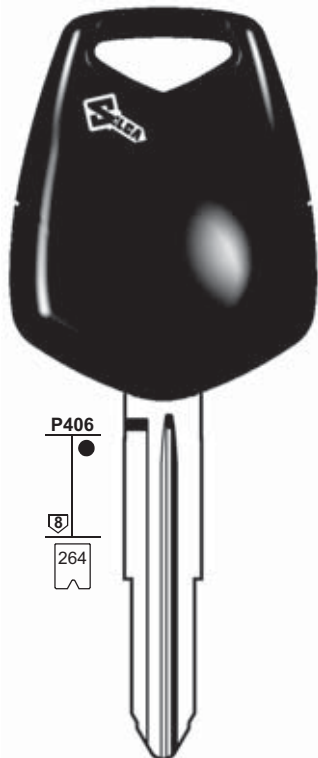
1	2	2a	3	6	71	72	42	43 44a	9b	10b 10c	12	15	A	B	C	D			
				IGNITION 															
CAR MAKE/MODEL 	FROM 1995 	TO 2010 	SILCA REF.  Ref.	TRANSP. TYPE 	ID  FAST COPY PLUS RW4 PLUS	COPY  FAST COPY PLUS RW4 PLUS	ID  FAST COPY RW4	COPY  FAST COPY RW4	ID  RW3	COPY  RW3	STP 								
TOYOTA																			
YARIS	1999	2005	TOY47T4	TEXAS	4C		4C		4C			S11	↔	↔	↔				
YARIS	2005			TEX / CR	70		70		67			S11	↔	↔		↔			
YARIS	2005		TOY47EH2	TEX / CR	70	Y	70	Y	67	PC			↔	↔		↔			
TOYOTA USA																			
4RUNNER	1999	2002	TOY43EH2	TEXAS	4C	Y	4C	Y	4C	Y			↔	↔		↔			
4RUNNER	1999	2002	TOY43AT4	TEXAS	4C		4C		4C			E	↔	↔	↔	↔			
4RUNNER	2003		TOY43AT31	TEX / CR	67		67		67			I	↔	↔		↔			
4RUNNER	2003		TOY43EH2	TEX / CR	67	Y	67	Y	67	PC			↔	↔		↔			
AVALON	1998	2004	TOY43EH2	TEXAS	4C	Y	4C	Y	4C	Y			↔	↔		↔			
AVALON	1998	2004	TOY43AT4	TEXAS	4C		4C		4C			E	↔	↔	↔	↔			
AVALON	2005		TOY43AT31	TEX / CR	67		67		67			I	↔	↔		↔			
AVALON	2005		TOY43EH2	TEX / CR	67	Y	67	Y	67	PC			↔	↔		↔			
AVALON	2005		SMART KEY	TEX / CR	67		67		67										
AVANZA	2004		TOY43AT31	TEX / CR	67		67		67			I	↔	↔		↔			
AVANZA	2004		TOY43EH2	TEX / CR	67	Y	67	Y	67	PC			↔	↔		↔			
CAMRY	1998	2004	TOY43EH2	TEXAS	4C	Y	4C	Y	4C	Y			↔	↔		↔			
CAMRY	1998	2004	TOY43AT4	TEXAS	4C		4C		4C			E	↔	↔		↔			
CAMRY	2003		TOY43AT31	TEX / CR	67		67		67			I	↔	↔		↔			
CAMRY	2003		TOY43EH2	TEX / CR	67	Y	67	Y	67	PC			↔	↔		↔			
CAMRY	2006		SMART KEY	TEX / CR	67		67		67										
COROLLA	2005		TOY43AT31	TEX / CR	67		67		67			I	↔	↔		↔			
COROLLA	2005		TOY43EH2	TEX / CR	67	Y	67	Y	67	PC			↔	↔		↔			
FJ CRUISER	2007		TOY43AT31	TEX / CR	67		67		67			I	↔			↔			
FJ CRUISER	2007		TOY43EH2	TEX / CR	67	Y	67	Y	67	PC			↔			↔			
HIACE	2006		TOY43AT31	TEX / CR	67		67		67			I	↔	↔		↔			
HIACE	2006		TOY43EH2	TEX / CR	67	Y	67	Y	67	PC			↔	↔		↔			
HIGHLANDER	2001	2003	TOY43EH2	TEXAS	4C	Y	4C	Y	4C	Y			↔	↔		↔			
HIGHLANDER	2001	2003	TOY43AT4	TEXAS	4C		4C		4C			E	↔	↔	↔	↔			
HIGHLANDER	2004		TOY43AT31	TEX / CR	67		67		67			I	↔	↔		↔			
HIGHLANDER	2004		TOY43EH2	TEX / CR	67	Y	67	Y	67	PC			↔	↔		↔			
HIGHLANDER	2006		SMART KEY	TEX / CR	67		67		67										
HILUX	2004	2009	TOY43AT31	TEX / CR	67		67		67			I	↔	↔		↔			
LAND CRUISER	1998	2002	TOY43EH2	TEXAS	4C	Y	4C	Y	4C	Y			↔	↔		↔			
LAND CRUISER	1998	2002	TOY43AT4	TEXAS	4C		4C		4C			E	↔	↔	↔	↔			
LAND CRUISER	2003	2008	TOY43AT31	TEX / CR	67		67		67			I	↔	↔		↔			
LAND CRUISER	2003	2008	TOY43EH2	TEX / CR	67	Y	67	Y	67	PC			↔	↔		↔			
LAND CRUISER	2009		SMART KEY	TEX / CR	67		67		67										
MATRIX	2005		TOY43AT31	TEX / CR	67		67		67			I	↔	↔		↔			
MATRIX	2005		TOY43EH2	TEX / CR	67	Y	67	Y	67	PC			↔	↔		↔			

PER: 
FOR: 

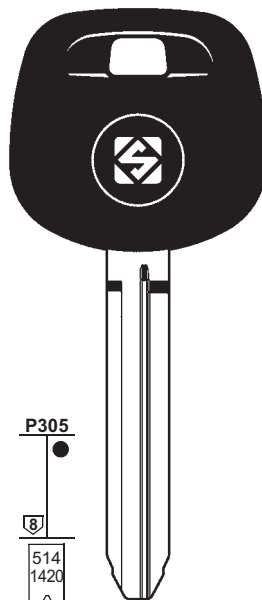
TOYOTA USA





TOY57-PT
P 1-2390

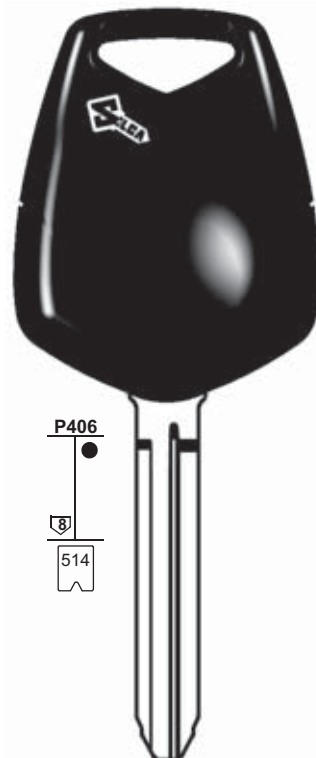



TOY41REH2
G 1-2377
P 1-2390
X 1-2248




TOY43AT31
.....
10001-15000
50000-59999
60000-69999

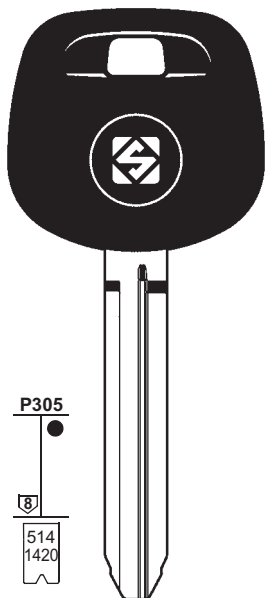

TOY43AT4
.....
10001-15000
50000-59999
60000-69999





TOY43EH2
.....
10001-15000
50000-59999
60000-69999

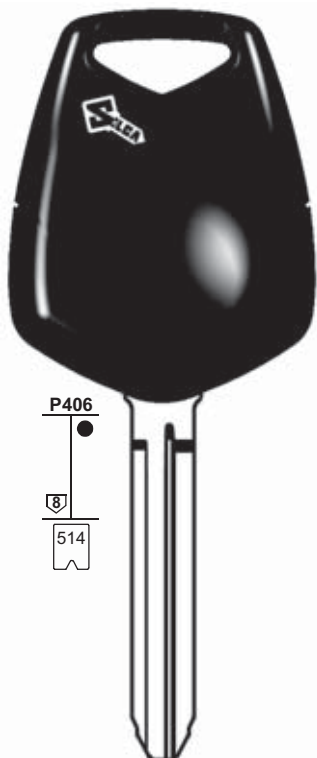
PER: 
FOR: 

TOYOTA JAPAN




TOY43AT31
.....
10001-15000
50000-59999
60000-69999

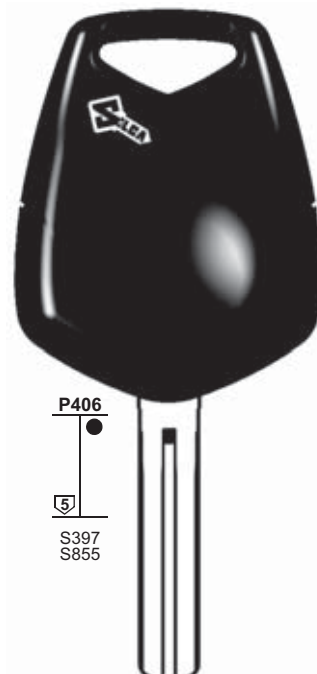

TOY43AT4
.....
10001-15000
50000-59999
60000-69999






















TOY43EH2
.....
10001-15000
50000-59999
60000-69999




TOY48BT4
..... 40000-49999

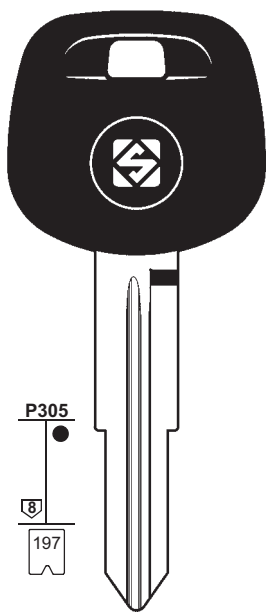



TOY48EH2
..... 40000-49999

1	2	2a	3	6	71	72	42	43 44a	9b	10b 10c	12	15	A	B	C	D
IGNITION 																
CAR MAKE/MODEL 	FROM 1995 	TO 2010 	SILCA REF.  Ref.	TRANSP. TYPE 	ID  FAST COPY PLUS RW4 PLUS	COPY  FAST COPY PLUS RW4 PLUS	ID  FAST COPY RW4	COPY  FAST COPY RW4	ID  RW3	COPY  RW3	STP 					
TOYOTA USA																
MR2	2001	2005	TOY41REH2	TEXAS	4C	Y	4C	Y	4C	Y			↔	↔	↔	
MR2	2001	2005	TOY57-PT	TEXAS	4C		4C		4C			E	↔	↔	↔	
PRIUS	2001	2003	TOY43EH2	TEXAS	4C	Y	4C	Y	4C	Y						
PRIUS	2001	2003	TOY43AT4	TEXAS	4C		4C		4C			E				
PRIUS	2004	2008	TOY43AT31	TEX / CR	67		67		67			I	↔	↔		
PRIUS	2004	2008	TOY43EH2	TEX / CR	67	Y	67	Y	67	PC			↔	↔		
PRIUS	2009		SMART KEY	TEX / CR	67		67		67							
RAV 4	2006	2009	TOY43AT31	TEX / CR	67		67		67			I	↔	↔		↔
RAV 4	2006	2009	TOY43EH2	TEX / CR	67	Y	67	Y	67	PC			↔	↔		↔
SEQUOIA	2001	2002	TOY43EH2	TEXAS	4C	Y	4C	Y	4C	Y			↔	↔		↔
SEQUOIA	2001	2002	TOY43AT4	TEXAS	4C		4C		4C			I	↔	↔		↔
SEQUOIA	2003		TOY43AT31	TEX / CR	67		67		67			I	↔	↔		↔
SEQUOIA	2003		TOY43EH2	TEX / CR	67	Y	67	Y	67	PC			↔	↔		↔
SIENNA	1999	2003	TOY43EH2	TEXAS	4C	Y	4C	Y	4C	Y			↔	↔		↔
SIENNA	1999	2003	TOY43AT4	TEXAS	4C		4C		4C			E	↔	↔		↔
SIENNA	2004		TOY43AT31	TEX / CR	67		67		67			I	↔	↔		↔
SIENNA	2004		TOY43EH2	TEX / CR	67	Y	67	Y	67	PC			↔	↔		↔
SOLARA	2002	2003	TOY43EH2	TEXAS	4C	Y	4C	Y	4C	Y			↔	↔		↔
SOLARA	2002	2003	TOY43AT4	TEXAS	4C		4C		4C			E	↔	↔		↔
SOLARA	2004		TOY43AT31	TEX / CR	67		67		67			I	↔	↔		↔
SOLARA	2004		TOY43EH2	TEX / CR	67	Y	67	Y	67	PC			↔	↔		↔
TACOMA	2005		TOY43AT31	TEX / CR	67		67		67			I	↔	↔		
TACOMA	2005		TOY43EH2	TEX / CR	67	Y	67	Y	67	PC			↔	↔		
TUNDRA	2005		TOY43AT31	TEX / CR	67		67		67			I	↔	↔		
TUNDRA	2005		TOY43EH2	TEX / CR	67	Y	67	Y	67	PC			↔	↔		
VENZA	2008		SMART KEY	TEX / CR	67		67		67				↔	↔		↔
YARIS	2007		TOY43AT31	TEX / CR	67		67		67			I	↔	↔		
YARIS	2007		TOY43EH2	TEX / CR	67	Y	67	Y	67	PC			↔	↔		
TOYOTA JAPAN																
ALPHARD	2003		TOY43AT31	TEX / CR	67		67		67				↔	↔		↔
ALPHARD	2003		TOY43EH2	TEX / CR	67	Y	67	Y	67	PC			↔	↔		↔
ARISTO	1998	2005	TOY48EH2	TEXAS	4C	Y	4C	Y	4C	Y			↔	↔		↔
ARISTO	1998	2005	TOY48BT4	TEXAS	4C		4C		4C			S11	↔	↔		↔
bB	2000	2005	TOY43AT31	TEX / CR	67		67		67				↔	↔		↔
bB	2000	2005	TOY43EH2	TEX / CR	67	Y	67	Y	67	PC			↔	↔		↔
BREVIS	2001		TOY48BT4	TEXAS	4C		4C		4C			S11	↔	↔		↔
BREVIS	2001		TOY48EH2	TEXAS	4C	Y	4C	Y	4C	Y			↔	↔		↔
CALDINA	2002	2004	TOY43AT4	TEXAS	4C		4C		4C			S11	↔	↔		↔
CALDINA	2002	2004	TOY43EH2	TEXAS	4C	Y	4C	Y	4C	Y			↔	↔		↔

PER: 
FOR:

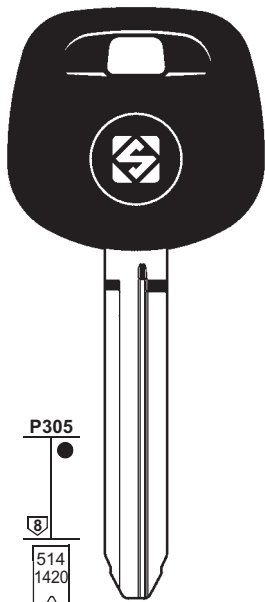
TOYOTA JAPAN



P305


197



 
TOY42AT5
S 1-2878

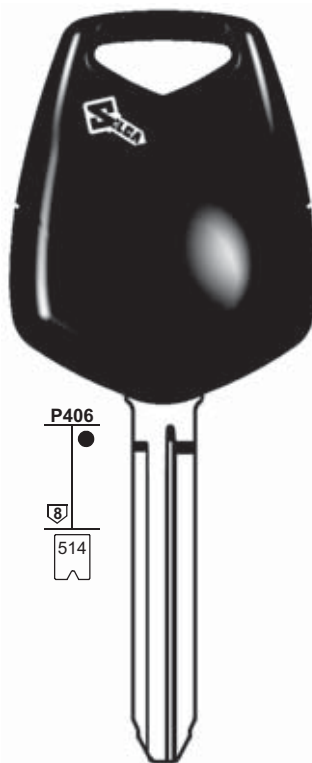


P305

514
1420

 
TOY43AT31
.....
10001-15000
50000-59999
60000-69999

 
TOY43AT4
.....
10001-15000
50000-59999
60000-69999



P406

514

 
TOY43EH2
.....
10001-15000
50000-59999
60000-69999



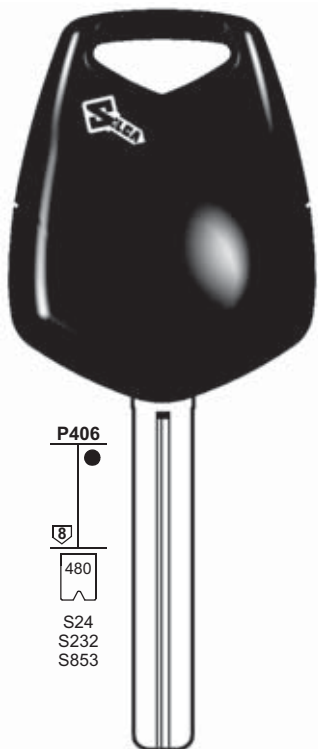
P322

S232
S24

 
TOY40BT4
..... 1-5000

PER: 
FOR:

TOYOTA JAPAN



P406

480

S24
S232
S853

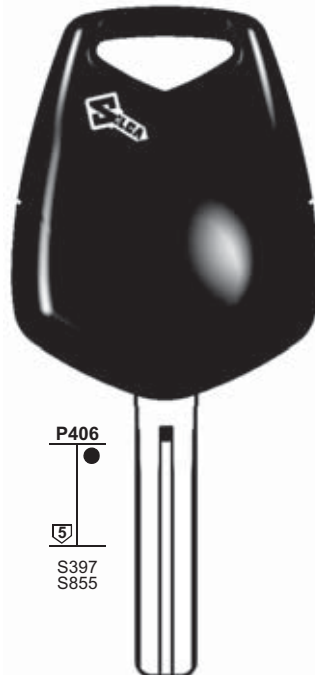
 
TOY40EH2
..... 1-5000
L 0001-1000



P322

S397
S855

 
TOY48BT4
..... 40000-49999



P406

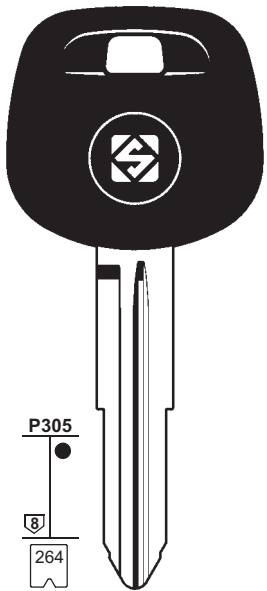
S397
S855

 
TOY48EH2
..... 40000-49999



1	2	2a	3	6	71	72	42	43 44a	9b	10b 10c	12	15	A	B	C	D	
IGNITION																	
CAR MAKE/MODEL	FROM	TO	SILCA REF.	TRANSP. TYPE	ID	COPY	ID	COPY	ID	COPY	STP						
	1995	2010	 Ref.		 FAST COPY PLUS RW4 PLUS	 FAST COPY PLUS RW4 PLUS	 FAST COPY RW4	 FAST COPY RW4	 RW3	 RW3							
TOYOTA JAPAN																	
CELSIOR	1998	2004	TOY40EH2	TEXAS	4C	Y	4C	Y	4C	Y			↔	↔		↔	
CELSIOR	1998	2004	TOY48EH2	TEXAS	4C	Y	4C	Y	4C	Y			↔	↔		↔	
CELSIOR	1998	2004	TOY40BT4	TEXAS	4C		4C		4C			S11	↔	↔		↔	
CELSIOR	1998	2004	TOY48BT4	TEXAS	4C		4C		4C			S11	↔	↔		↔	
COROLLA FIELDER	2004		TOY43AT31	TEX / CR	67		67		67				↔	↔		↔	
COROLLA FIELDER	2004		TOY43EH2	TEX / CR	67	Y	67	Y	67	PC			↔	↔		↔	
COROLLA RUNX	2004		TOY43AT31	TEX / CR	67		67		67				↔	↔		↔	
COROLLA RUNX	2004		TOY43EH2	TEX / CR	67	Y	67	Y	67	PC			↔	↔		↔	
COROLLA SPACIO	2003		TOY43EH2	TEX / CR	67	Y	67	Y	67	PC			↔	↔		↔	
COROLLA SPACIO	2003		TOY43AT31	TEX / CR	67		67		67				↔	↔		↔	
CROWN	1999	2005	TOY48BT4	TEXAS	4C		4C		4C			S11	↔	↔		↔	
CROWN	1999	2005	TOY48EH2	TEXAS	4C	Y	4C	Y	4C	Y			↔	↔		↔	
DYNA	2008		TOY43AT31	TEX / CR	67		67		67			I	↔	↔		↔	
DYNA	2008		TOY43EH2	TEX / CR	67	Y	67	Y	67	PC			↔	↔		↔	
ESTIMA	1997	2001	TOY42AT5	PH	33	Y	33	Y	33	Y		S11	↔	↔	↔		
ESTIMA	2001	2003	TOY43AT4	TEXAS	4C		4C		4C			S11	↔	↔		↔	
ESTIMA	2001	2003	TOY43EH2	TEXAS	4C	Y	4C	Y	4C	Y			↔	↔		↔	
ESTIMA	2003		TOY43AT31	TEX / CR	67		67		67				↔	↔		↔	
ESTIMA	2003		TOY43EH2	TEX / CR	67	Y	67	Y	67	PC			↔	↔		↔	
FUN CARGO	2003	2005	TOY43AT31	TEX / CR	67		67		67			I	↔	↔		↔	
FUN CARGO	2003	2005	TOY43EH2	TEX / CR	67	Y	67	Y	67	PC			↔	↔		↔	
GAIA	1999	2004	TOY43EH2	TEXAS	4C	Y	4C	Y	4C	Y			↔	↔		↔	
GAIA	1999	2004	TOY43AT4	TEXAS	4C		4C		4C			E	↔	↔	↔	↔	
IPSUM	1996	2003	TOY43EH2	TEXAS	4C	Y	4C	Y	4C	Y			↔	↔		↔	
IPSUM	1996	2003	TOY43AT4	TEXAS	4C		4C		4C			S11	↔	↔		↔	
IPSUM	2003		TOY43AT31	TEX / CR	67		67		67			I	↔	↔		↔	
IPSUM	2003		TOY43EH2	TEX / CR	67	Y	67	Y	67	PC			↔	↔		↔	
ISIS	2003		TOY43AT31	TEX / CR	67		67		67			I	↔	↔		↔	
ISIS	2003		TOY43EH2	TEX / CR	67	Y	67	Y	67	PC			↔	↔		↔	
IST	2003		TOY43AT31	TEX / CR	67		67		67			I	↔	↔		↔	
IST	2003		TOY43EH2	TEX / CR	67	Y	67	Y	67	PC			↔	↔		↔	
KLUGER	2001	2003	TOY43AT4	TEXAS	4C		4C		4C			E	↔	↔		↔	
KLUGER	2001	2003	TOY43EH2	TEXAS	4C	Y	4C	Y	4C	Y			↔	↔		↔	
KLUGER	2003		TOY43AT31	TEX / CR	67		67		67				↔	↔		↔	
KLUGER	2003		TOY43EH2	TEX / CR	67	Y	67	Y	67	PC			↔	↔		↔	
LAND CRUISER PRADO	2000	2002	TOY43AT4	TEXAS	4C		4C		4C			S11	↔	↔		↔	
LAND CRUISER PRADO	2000	2002	TOY48BT4	TEXAS	4C		4C		4C			S11	↔	↔		↔	
LAND CRUISER PRADO	2000	2002	TOY43EH2	TEXAS	4C	Y	4C	Y	4C	Y			↔	↔		↔	
LAND CRUISER PRADO	2000	2002	TOY48EH2	TEXAS	4C	Y	4C	Y	4C	Y			↔	↔		↔	

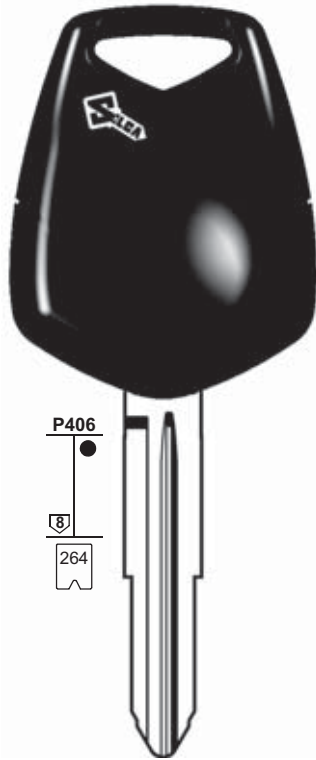
PER: 
FOR:

TOYOTA JAPAN



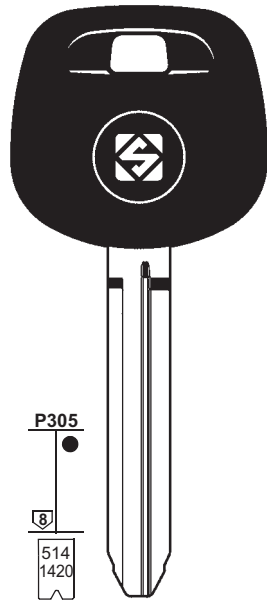
P305
264

 
TOY41RAT4
G 1-2377
P 1-2390
X 1-2248




P406
264

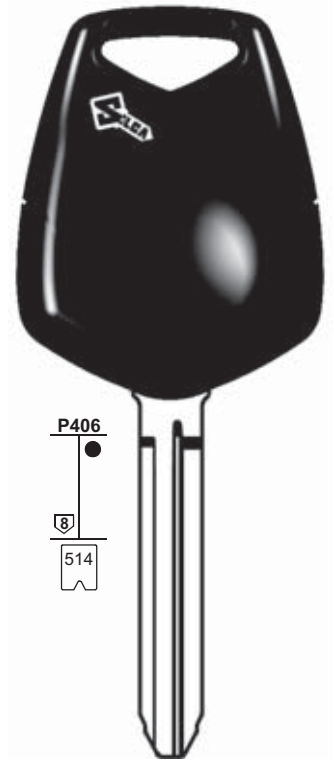
 
TOY41REH2
G 1-2377
P 1-2390
X 1-2248



P305
514
1420

 
TOY43AT31
.....
10001-15000
50000-59999
60000-69999

 
TOY43AT4
.....
10001-15000
50000-59999
60000-69999
SUZUKI



P406
514

 
TOY43EH2
.....
10001-15000
50000-59999
60000-69999

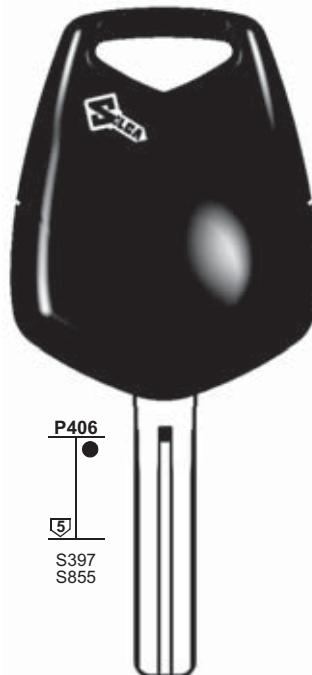
PER: 
FOR:

TOYOTA JAPAN





















P322
S397
S855

 
TOY48BT4
..... 40000-49999



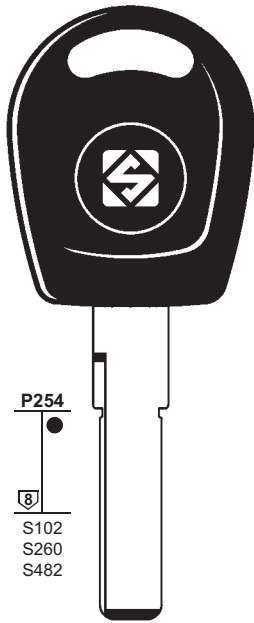
P406
S397
S855


 
TOY48EH2
..... 40000-49999


1	2	2a	3	6	71	72	42	43 44a	9b	10b 10c	12	15	A	B	C	D				
																				
CAR MAKE/MODEL	FROM	TO	SILCA REF.	TRANSP. TYPE	ID	COPY	ID	COPY	ID	COPY	STP									
	1995 	2010 	 Ref.		 FAST COPY PLUS RW4 PLUS	 FAST COPY PLUS RW4 PLUS	 FAST COPY RW4	 FAST COPY RW4	 RW3	 RW3										
TOYOTA JAPAN																				
LAND CRUISER PRADO	2002	2005	TOY43AT31	TEX / CR	67		67		67			I	↔	↔		↔				
LAND CRUISER PRADO	2002	2005	TOY43EH2	TEX / CR	67	Y	67	Y	67	PC			↔	↔		↔				
MARK 2	2000	2006	TOY43AT4	TEXAS	4C		4C		4C			S11	↔	↔		↔				
MARK 2	2000	2006	TOY43EH2	TEXAS	4C	Y	4C	Y	4C	Y			↔	↔		↔				
MARK X	2004		TOY43AT31	TEX / CR	67		67		67				↔	↔		↔				
MARK X	2004		TOY43EH2	TEX / CR	67	Y	67	Y	67	PC			↔	↔		↔				
NOAH	2004		TOY43AT31	TEX / CR	67		67		67				↔	↔		↔				
NOAH	2004		TOY43EH2	TEX / CR	67	Y	67	Y	67	PC			↔	↔		↔				
OPEN DECK	2000	2005	TOY43AT31	TEX / CR	67		67		67			I	↔	↔		↔				
OPEN DECK	2000	2005	TOY43EH2	TEX / CR	67	Y	67	Y	67	PC			↔	↔		↔				
ORIGIN	2000		TOY48BT4	TEXAS	4C		4C		4C			S11	↔	↔		↔				
ORIGIN	2000		TOY48EH2	TEXAS	4C	Y	4C	Y	4C	Y			↔	↔		↔				
PLATZ	1999	2002	TOY41RAT4	TEXAS	4C		4C		4C			E								
PLATZ	1999	2002	TOY41REH2	TEXAS	4C	Y	4C	Y	4C	Y			↔	↔		↔				
PLATZ	1999	2002	TOY41RAT4	TEXAS	4C		4C		4C			S11								
PLATZ	2003	2005	TOY43AT31	TEX / CR	67		67		67				↔	↔		↔				
PLATZ	2003	2005	TOY43EH2	TEX / CR	67	Y	67	Y	67	PC			↔	↔		↔				
PROGRÈS NC300	1998	2006	TOY48EH2	TEXAS	4C	Y	4C	Y	4C	Y			↔	↔		↔				
PROGRÈS NC300	1998	2006	TOY48BT4	TEXAS	4C		4C		4C			S11	↔	↔		↔				
PRONARD	2000	2002	TOY43AT4	TEXAS	4C		4C		4C			S11	↔	↔		↔				
PRONARD	2000	2002	TOY43EH2	TEXAS	4C	Y	4C	Y	4C	Y			↔	↔		↔				
RAUM	2003		TOY43AT31	TEX / CR	67		67		67				↔	↔		↔				
RAUM	2003		TOY43EH2	TEX / CR	67	Y	67	Y	67	PC			↔	↔		↔				
RAV 4	2003		TOY43AT31	TEX / CR	67		67		67			I	↔	↔		↔				
RAV 4	2003		TOY43EH2	TEX / CR	67	Y	67	Y	67	PC			↔	↔		↔				
REGIUSACE	2007		TOY43AT31	TEX / CR	67		67		67			I	↔	↔		↔				
REGIUSACE	2007		TOY43EH2	TEX / CR	67	Y	67	Y	67	PC			↔	↔		↔				
SIENTA	2003		TOY43AT31	TEX / CR	67		67		67				↔	↔		↔				
SIENTA	2003		TOY43EH2	TEX / CR	67	Y	67	Y	67	PC			↔	↔		↔				
TOYOACE	2008		TOY43AT31	TEX / CR	67		67		67			I	↔	↔		↔				
TOYOACE	2008		TOY43EH2	TEX / CR	67	Y	67	Y	67	PC			↔	↔		↔				
VANGUARD	2005		TOY43AT31	TEX / CR	67		67		67			I	↔	↔		↔				
VANGUARD	2005		TOY43EH2	TEX / CR	67	Y	67	Y	67	PC			↔	↔		↔				
VEROSSA	2001	2004	TOY43AT4	TEXAS	4C		4C		4C			S11	↔	↔		↔				
VEROSSA	2001	2004	TOY43EH2	TEXAS	4C	Y	4C	Y	4C	Y			↔	↔		↔				
VITZ	2003		TOY43AT31	TEX / CR	67		67		67			I	↔	↔		↔				
VITZ	2003		TOY43EH2	TEX / CR	67	Y	67	Y	67	PC			↔	↔		↔				
VOXY	2004		TOY43AT31	TEX / CR	67		67		67			I	↔	↔		↔				
VOXY	2004		TOY43EH2	TEX / CR	67	Y	67	Y	67	PC			↔	↔		↔				
WINDOM	2001	2004	TOY48BT4	TEXAS	4C		4C		4C			S11	↔	↔		↔				
WINDOM	2001	2004	TOY48EH2	TEXAS	4C	Y	4C	Y	4C	Y			↔	↔		↔				
WISH	2003		TOY43AT31	TEX / CR	67		67		67				↔	↔		↔				
WISH	2003		TOY43EH2	TEX / CR	67	Y	67	Y	67	PC			↔	↔		↔				

PER: 
 FOR: 

VOLKSWAGEN



 **HU66T28**
 1-2000
 1ATS 00001-17850

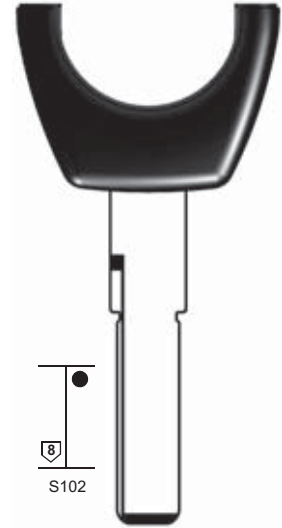
 **HU66T24**
 1-2000
 1ATS 00001-17850

 **HU66T15**
 1-2000
 1ATS 00001-17850

 **HU66T10**
 1-2000

 **HU66T5**
 1-2000

 **HU66T6**
 1-2000



 **S102**

 **HU66CT5**
 1-2000

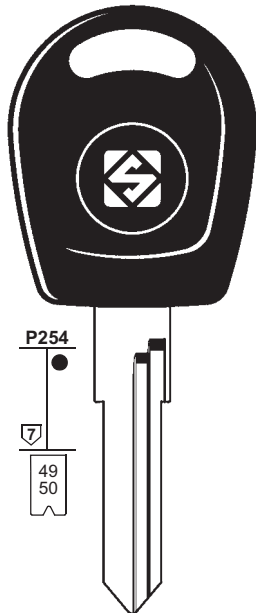
 **HU66CT6**

HUF - WITTE


HUF - WITTE

PER: 
 FOR: 

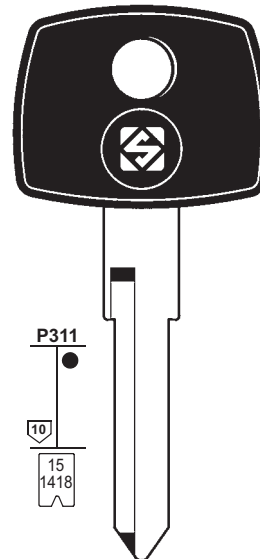
VOLKSWAGEN




 **HU49T5**
 AH
 1-8154
 1001-9282

 **HU49T10**
 AH
 1-8154
 1001-9282

 **HU49T28**
 AH
 1-8154
 1001-9282























 **P311**
 **15**
1418

 **YM15T5**
 .. NF .. 1-99 .. 1-99
 HM 1-1200
 HM 2501-3500
 HM 4001-7350
 HM 6001-7109
 NF 1-1200
 NM 2501-3500

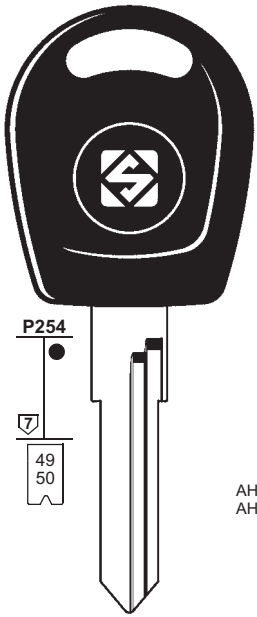
HUF - WITTE

YMOS

1	2	2a	3	6	71	72	42	43 44a	9b	10b 10c	12	15	A	B	C	D			
				IGNITION 															
CAR MAKE/MODEL 	FROM 1995 	TO 2010 	SILCA REF.  Ref.	TRANSP. TYPE 	ID  FAST COPY PLUS RW4 PLUS	COPY  FAST COPY PLUS RW4 PLUS	ID  FAST COPY RW4	COPY  FAST COPY RW4	ID  RW3	COPY  RW3	STP 	  							
VOLKSWAGEN																			
BEETLE	1998	2004	HU66T6	MEG / CR	48		48		48				↔	↔	↔	↔			
BEETLE	2005		HU66T24	MEG / CR	A1		A1		48				↔	↔	↔	↔			
BORA	1998	2005	HU66T6	MEG / CR	48		48		48				↔	↔	↔	↔			
CABRIO	2000	2005	HU66T15	PH / CR	4W		4W		44	ID			↔	↔		↔			
CABRIO	2000	2005	HU66T28	PH / CR	4W	RD	4W	RD	44	ID			↔	↔		↔			
CADDY	1995	1998	HU49T5	PH	33	Y	33	Y	33	Y	S-V		↔	↔	↔	↔			
CADDY	1998	2000	HU49T10	PH / CR	42	Y	42	Y	42	ID			↔	↔	↔	↔			
CADDY	2000	2003	HU49T28	PH / CR	4W	RD	4W	RD	44	ID			↔	↔	↔	↔			
CADDY	2004		HU66T24	MEG / CR	A1		A1		48				↔	↔		↔			
CRAFTER	2006			MEG / CR	A1		A1		48				↔	↔	↔	↔			
CROSS GOLF	2006		HU66T24	MEG / CR	A1		A1		48				↔	↔		↔			
EOS	2006		HU66T24	MEG / CR	A1		A1		48				↔	↔		↔			
EURO VAN	2000	2004	HU66T6	MEG / CR	48		48		48				↔	↔		↔			
FOX	2005		HU66T6	MEG / CR	48		48		48				↔	↔	↔	↔			
GOLF CABRIO	1995	1998	HU49T5	PH	33	Y	33	Y	33	Y	S-V		↔	↔	↔	↔			
GOLF CABRIO	1998	2000	HU66T10	PH / CR	42	Y	42	Y	42	ID			↔	↔	↔	↔			
GOLF CABRIO	2000	2004	HU66T15	PH / CR	4W		4W		44	ID			↔	↔	↔	↔			
GOLF CABRIO	2000	2004	HU66T28	PH / CR	4W	RD	4W	RD	44	ID			↔	↔	↔	↔			
GOLF CABRIO	2004		HU66T24	MEG / CR	A1		A1		48				↔	↔		↔			
GOLF GTI	2000	2004	HU66T6	MEG / CR	48		48		48				↔	↔		↔			
GOLF	1995	1998	HU49T5	PH	33	Y	33	Y	33	Y	S-V		↔	↔	↔	↔			
GOLF	1998	2004	HU66T6	MEG / CR	48		48		48				↔	↔	↔	↔			
GOLF	2004	2008	HU66T24	MEG / CR	A1		A1		48				↔	↔		↔			
GOLF	2008			MEG / CR	A1		A1		48				↔	↔		↔			
INDIVIDUAL	2004		HU66T24	MEG / CR	A1		A1		48				↔	↔		↔			
JETTA	2000	2004	HU66T6	MEG / CR	48		48		48				↔	↔	↔	↔			
JETTA	2004		HU66T24	MEG / CR	A1		A1		48				↔	↔		↔			
LT 28	2000		YM15T5	TEMIC	12	Y	12	Y	12	Y			↔	↔	↔				
LUPO	1998	2000	HU66T10	PH / CR	42	Y	42	Y	42	ID			↔	↔	↔	↔			
LUPO	2000	2005	HU66T15	PH / CR	4W		4W		44	ID			↔	↔	↔	↔			
LUPO	2000	2005	HU66T28	PH / CR	4W	RD	4W	RD	44	ID			↔	↔	↔	↔			
MULTIVAN	2003		HU66T24	MEG / CR	A1		A1		48				↔	↔	↔	↔			
PASSAT W8	2002	2004	HU66T6	MEG / CR	48		48		48				↔	↔		↔			
PASSAT	1995	1997	HU49T5	PH	33	Y	33	Y	33	Y	S-V		↔	↔	↔	↔			
PASSAT	1997	1998	HU66CT5	MEG	13	Y	13	Y	13	Y			↔	↔	↔	↔			
PASSAT	1997	1998	HU66T5	MEG	13	Y	13	Y	13	Y			↔	↔	↔	↔			
PASSAT	1998	2004	HU66CT6	MEG / CR	48		48		48				↔	↔	↔	↔			
PASSAT	1998	2004	HU66T6	MEG / CR	48		48		48				↔	↔	↔	↔			
PASSAT	2004	2005	HU66T24	MEG / CR	A1		A1		48				↔	↔		↔			

PER: 
FOR: 

VOLKSWAGEN




HU70T6
AH 1-8154
AH 1001-9282

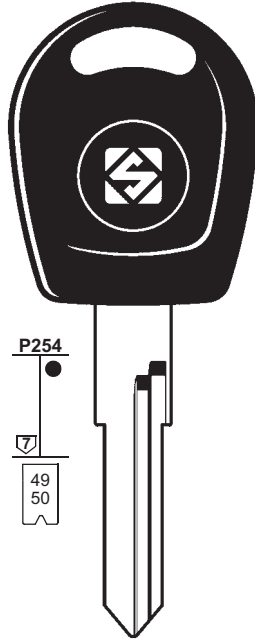

HU49RT6
AH 1-8154
AH 1001-9282


HU49T5
AH 1-8154
AH 1001-9282


HU49T28
AH 1-8154
AH 1001-9282

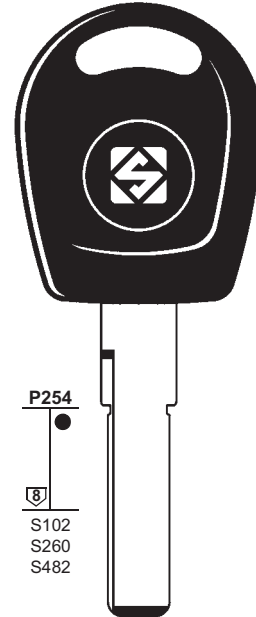

HU49T10
AH 1-8154
AH 1001-9282


HUF - WITTE




HU49T10X
AH 1-8154
AH 1001-9282

HUF - WITTE




HU66T28
..... 1-2000
1ATS 00001-17850


HU66T24
..... 1-2000
1ATS 00001-17850


HU66T15
..... 1-2000
1ATS 00001-17850


HU66T5
..... 1-2000

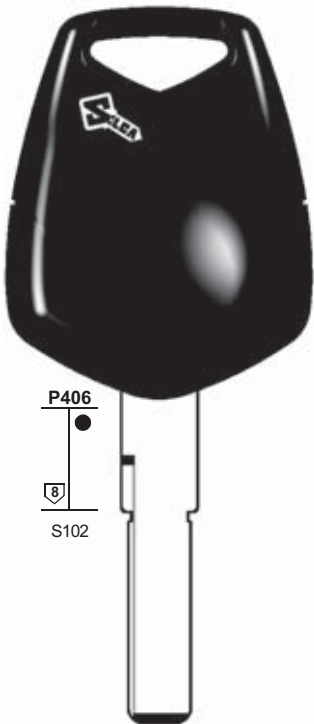

HU66T10
..... 1-2000


HU66T6
..... 1-2000

HUF - WITTE

PER: 
FOR: 

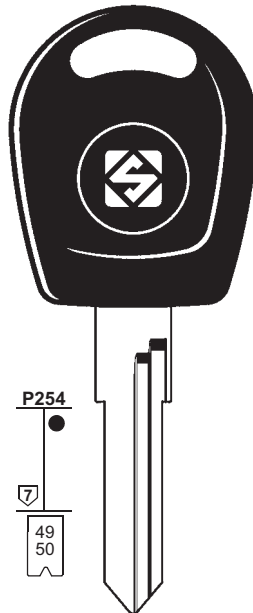
VOLKSWAGEN





HU66EHP
..... 1-2000

HUF


VOLKSWAGEN SUD AMERICA

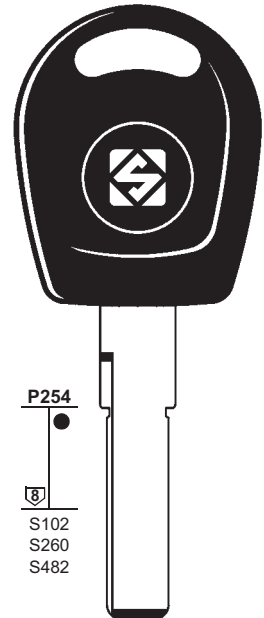



HU70T6
AH 1-8154
AH 1001-9282


HU49RT6
AH 1-8154
AH 1001-9282

HUF - WITTE


WT9T6
HV 1-8154
HV 1001-9282



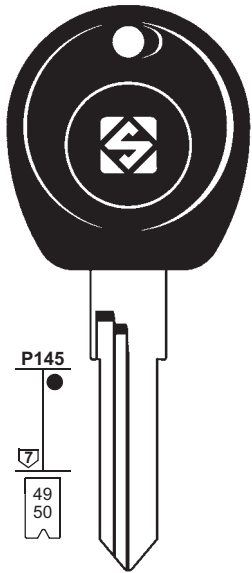

HU66T6
..... 1-2000

HUF - WITTE

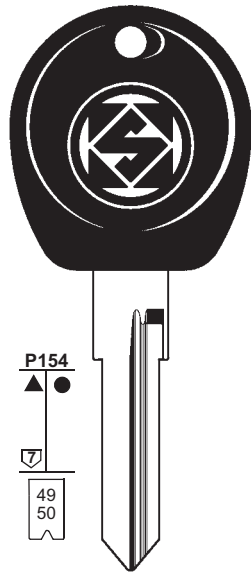
1	2	2a	3	6	71	72	42	43 44a	9b	10b 10c	12	15	A	B	C	D
IGNITION																
CAR MAKE/MODEL	FROM	TO	SILCA REF.	TRANSP. TYPE	ID	COPY	ID	COPY	ID	COPY	STP					
	1995	2010	 Ref.		 FAST COPY PLUS RW4 PLUS	 FAST COPY PLUS RW4 PLUS	 FAST COPY RW4	 FAST COPY RW4	 RW3	 RW3						
VOLKSWAGEN																
PASSAT	2006			MEG / CR	A1		A1		48							
PHAETON	2003			PH / CR2	46		46		46				↔	↔		↔
PHAETON	2003		HU66EHP	PH / CR2	46	Y	46	P-BOX	46				↔	↔		↔
POLO	1995	1998	HU49T5	PH	33	Y	33	Y	33	Y	S-V		↔	↔	↔	↔
POLO	1998	2000	HU66T10	PH / CR	42	Y	42	Y	42	ID			↔	↔	↔	↔
POLO	2000	2001	HU66T15	PH / CR	4W		4W		44	ID			↔	↔	↔	↔
POLO	2000	2001	HU66T28	PH / CR	4W	RD	4W	RD	44	ID			↔	↔	↔	↔
POLO	2001	2005	HU66T6	MEG / CR	48		48		48				↔	↔	↔	↔
POLO	2005	2009	HU66T24	MEG / CR	A1		A1		48				↔	↔		↔
POLO	2009			MEG / CR	A1		A1		48				↔	↔		↔
SAVEIRO	1995		HU49RT6	MEG / CR	48		48		48							
SAVEIRO	1995		HU70T6	MEG / CR	48		48		48							
SCIROCCO	2008			MEG / CR	A1		A1		48				↔	↔		↔
SHARAN	1995	1998	HU66T5	PH	33	Y	33	Y	33	Y	S-V		↔	↔	↔	↔
SHARAN	1998	2000	HU66T10	PH / CR	42	Y	42	Y	42	ID			↔	↔	↔	↔
SHARAN	2000		HU66T15	PH / CR	4W		4W		44	ID			↔	↔	↔	↔
SHARAN	2000		HU66T28	PH / CR	4W	RD	4W	RD	44	ID			↔	↔	↔	↔
TIGUAN	2007		HU66T24	MEG / CR	A1		A1		48				↔			
TOUAREG	2003		HU66EHP	PH / CR2	46	Y	46	P-BOX	46				↔	↔	↔	↔
TOUAREG	2003			PH / CR2	46		46		46				↔	↔	↔	↔
TOURAN	2003		HU66T24	MEG / CR	A1		A1		48				↔	↔		↔
TRANSPORTER	1995	1998	HU49T5	PH	33	Y	33	Y	33	Y	S-V		↔	↔	↔	↔
TRANSPORTER	1998	2001	HU49T28	PH / CR	4W	RD	4W	RD	44	ID			↔	↔		↔
TRANSPORTER	1998	2001	HU49T10	PH / CR	42	Y	42	Y	42	ID			↔	↔	↔	↔
TRANSPORTER	1998	2001	HU49T10X	PH / CR	42	Y	42	Y	42	ID			↔	↔	↔	↔
TRANSPORTER	2001	2004	HU66T15	PH / CR	4W		4W		44	ID			↔	↔	↔	↔
TRANSPORTER	2001	2004	HU66T28	PH / CR	4W	RD	4W	RD	44	ID			↔	↔	↔	↔
TRANSPORTER	2004		HU66T24	MEG / CR	A1		A1		48				↔	↔		↔
VENTO	1995	1998	HU49T5	PH	33	Y	33	Y	33	Y	S-V		↔	↔	↔	↔
VOLKSWAGEN SUD AMERICA																
GOL	1999	2004	HU49RT6	MEG / CR	48		48		48							
GOL	1999	2004	HU70T6	MEG / CR	48		48		48							
GOL	2005	2008	HU66T6	MEG / CR	48		48		48							
GOLF	1998		HU66T6	MEG / CR	48		48		48				↔	↔	↔	↔
KOMBI	1999		HU49RT6	MEG / CR	48		48		48							
KOMBI	1999		HU70T6	MEG / CR	48		48		48							
PARATI	1999		HU49RT6	MEG / CR	48		48		48							
PARATI	1999		HU70T6	MEG / CR	48		48		48							
SANTANA 2000	1998		WT9T6	MEG / CR	48		48		48							

PER: 
FOR:

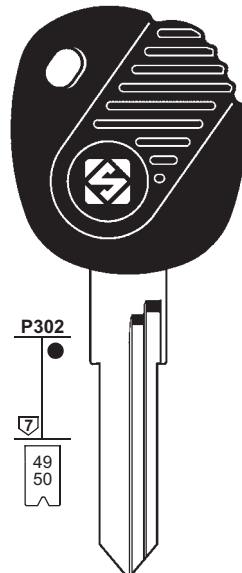
VOLKSWAGEN SUD AMERICA



HU49RCP
AH 1-8154
AH 1001-9282



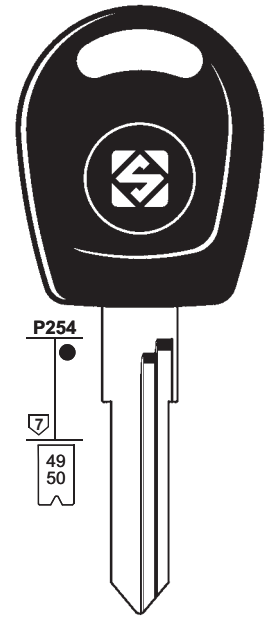
WT7CP
HV 1-8154
HV 1001-9282



HU49EP
AH 1-8154
AH 1001-9282



HU49REP
AH 1-8154
AH 1001-9282



HU70T6
AH 1-8154
AH 1001-9282

WT9T6
HV 1-8154
HV 1001-9282

HU70EP ▲
AH 1-8154
AH 1001-9282

HU49RT6
AH 1-8154
AH 1001-9282

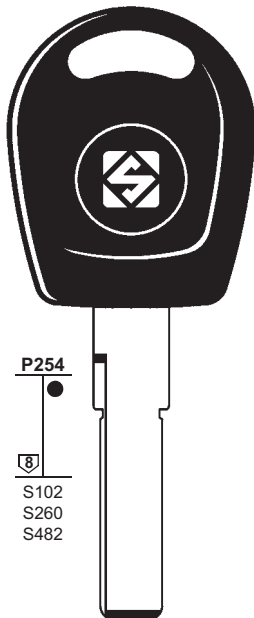
HUF

HUF - WITTE

HUF - WITTE

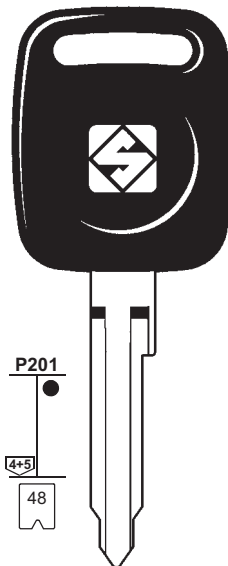
PER: 
FOR:

VOLKSWAGEN SUD AMERICA



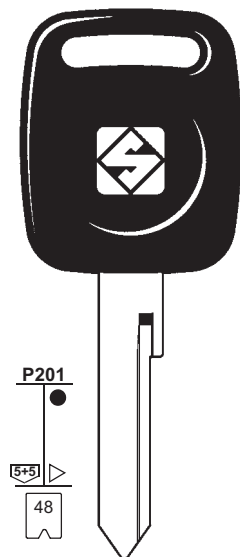
HU66T6
1ATS 00001-17850
. . . . 1-2000

HUF - WITTE



VO4RDP
. . K . .
11-72.1-110
AH 1-8154
AH 1001-9282

HUF - WITTE



VO11DP
. . R . .
11-72.1-110
AH 1-8154
AH 1001-9282

HUF - WITTE

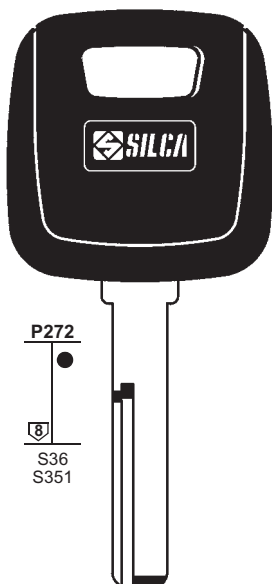
1	2	2a	3	6	71	72	42	43 44a	9b	10b 10c	12	15	A	B	C	D
				IGNITION 												
CAR MAKE/MODEL 	FROM 1995 	TO 2010 	SILCA REF. Ref.	TRANSP. TYPE 	ID FAST COPY PLUS RW4 PLUS	COPY FAST COPY PLUS RW4 PLUS	ID FAST COPY RW4	COPY FAST COPY RW4	ID RW3	COPY RW3	STP 					

VOLKSWAGEN SUD AMERICA

Model	Year 1	Year 2	Silca Ref.	Transp. Type	71	72	42	43/44a	9b	10b/10c	12	15	A	B	C	D
SAVEIRO	1999		HU49RT6	MEG / CR	48			48		48						
SAVEIRO	1999		HU70T6	MEG / CR	48			48		48						
SOME MODELS	1995		HU49RCP											↔	↔	↔
SOME MODELS	1995		WT7CP											↔	↔	↔
SPACEFOX	2005	2008	HU66T6	MEG / CR	48			48		48						
VARIOUS MODELS	1996		HU49EP											↔	↔	↔
VARIOUS MODELS	1996		HU49REP											↔	↔	↔
VARIOUS MODELS	1996		HU70EP											↔	↔	↔
VARIOUS MODELS	1996		VO11DP											↔	↔	↔
VARIOUS MODELS	1996		VO4RDP											↔	↔	↔

PER: 
FOR:

VOLVO

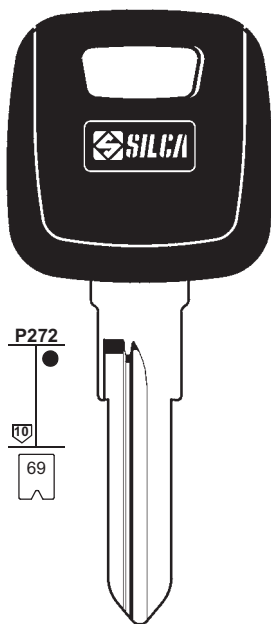


P272
S36
S351



HU56RAT2
DH 0001-4000
DH 6001-8000

HUF

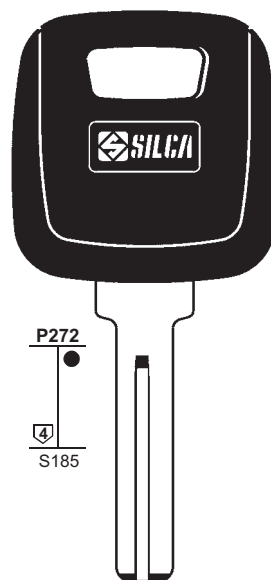


P272
69



NE51T2
1A-2A-3A-4A . . .
1B-2B-3B-4B . . .
000-999
S
5A-5B . . . 000-746

NEIMAN



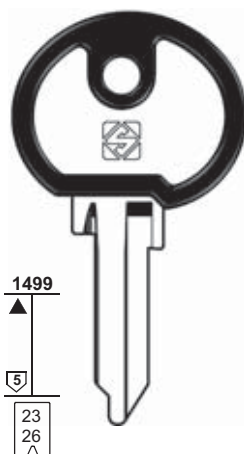
P272
S185



NE66T2
1/2/3/4/5V
1-12295

PER: 
FOR:

ZAZ

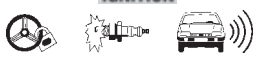

















1499
23
26

NE20NP

. A/Z
A/Z
A/Z A/Z
1-2-3-5-7
. A/Z
0-4-6-8-9

NEIMAN

1	2	2a	3	6	71	72	42	43 44a	9b	10b 10c	12	15	A	B	C	D			
				IGNITION 															
CAR MAKE/MODEL	FROM	TO	SILCA REF.	TRANSP. TYPE	ID	COPY	ID	COPY	ID	COPY	STP								
	1995	2010	 Ref.		 FAST COPY PLUS RW4 PLUS	 FAST COPY PLUS RW4 PLUS	 FAST COPY RW4	 FAST COPY RW4	 RW3	 RW3									

VOLVO

850	1996	1997	NE66T2	PH	73	Y	73	Y	73	Y			↔	↔		↔
940	1996	1998	NE51T2	PH	73	Y	73	Y	73	Y			↔	↔	↔	↔
960	1996	1998	NE66T2	PH	73	Y	73	Y	73	Y			↔	↔		↔
C70	1997	1998	NE66T2	PH	73	Y	73	Y	73	Y			↔	↔		↔
C70	1998			PH / CR	4M		4M		44				↔	↔	↔	
POLAR	1996		NE51T2	PH	73	Y	73	Y	73	Y			↔	↔	↔	↔
S40	1996	1998	HU56RAT2	PH	73	Y	73	Y	73	Y			↔	↔	↔	↔
S40	1998	2004		PH / CR	4M		4M		44				↔	↔	↔	
S60	2000			MEG / CR	48		48		48				↔	↔	↔	↔
S70	1997	1998	NE66T2	PH	73	Y	73	Y	73	Y			↔	↔		↔
S70	1998			PH / CR	4M		4M		44				↔	↔	↔	
S80	1998	1999		PH / CR	4M		4M		44				↔	↔	↔	
S80	1999			MEG / CR	48		48		48				↔	↔	↔	
V40	1996	1998	HU56RAT2	PH	73	Y	73	Y	73	Y			↔	↔	↔	↔
V40	1998	2004		PH / CR	4M		4M		44				↔	↔	↔	
V50	2004			MEG / CR	48		48		48				↔	↔		↔
V70	1997	1998	NE66T2	PH	73	Y	73	Y	73	Y			↔	↔		↔
V70	1998	2000		PH / CR	4M		4M		44				↔	↔	↔	
V70	2000			MEG / CR	48		48		48				↔	↔	↔	
XC70	2003			MEG / CR	48		48		48				↔	↔	↔	↔
XC90	2003			MEG / CR	48		48		48				↔	↔	↔	↔

ZAZ

SOME MODELS	1995		NE20NP											↔	↔	↔	↔



GB IMPORTANT

All information and illustrations in this catalogue are for guidance only.

Silca reserves the right to alter products designs, dimensions or info to improve the products quality.

The contents of this catalogue are fully protected by Copyright and may not be copied or reproduced in any form, without written permission from Silca.

Any infringements will be dealt with under Italian law.

F IMPORTANT

Les illustrations et les caractéristiques techniques des produits présentés dans ce catalogue sont données à titre indicatif.

Bien que les caractéristiques essentielles des produits soient invariables, Silca se réserve le droit d'apporter toutes les modifications qu'elle retiendra nécessaires et opportunes afin d'améliorer la qualité de ses produits.

Tous les dessins et photos sont propriété Silca et toute reproduction, même partielle, sans l'autorisation écrite préalable de Silca est interdite conformément aux prescriptions légales. Tout litige est du ressort exclusif des Tribunaux de la circonscription où se trouve le Siège de la Société.

I IMPORTANT

Le illustrazioni e i dati tecnici dei prodotti contenuti nel catalogo debbono considerarsi indicativi.

Silca si riserva il diritto, ferme restando le caratteristiche essenziali dei prodotti, di apportare tutte le modifiche che ritiene necessarie e opportune al fine di migliorare la qualità dei prodotti.

Tutti i disegni e le fotografie sono di proprietà di Silca, ogni riproduzione anche parziale, senza autorizzazione scritta della Silca è vietata secondo termini di legge.

Per qualsiasi controversia competenti sono gli Uffici Giudiziari dove ha sede l'Azienda, con espressa esclusione di qualsiasi altro foro.

E IMPORTANTE

Las ilustraciones y los datos técnicos de los productos en este catálogo son indicativos.

La Silca se reserva el derecho, quedando invariadas las características principales de los productos, de modificar todo lo que considere necesario y oportuno para mejorar la calidad de sus artículos.

Todos los dibujos y las fotografías pertenecen a la Silca; según determina la Ley, se prohíbe toda reproducción aunque parcial, sin autorización por escrito de la Silca.

En caso de disputas la competencia es de las autoridades judiciales donde está domiciliada la firma, excluyendo cualquier otro foro.

D WICHTIG

Die Abbildungen und technischen Daten des Katalogs sind nur zur Information.

Silca behält sich vor, etwaige Änderungen am Produkt, die zur Verbesserung desselben beitragen vorzunehmen.

Alle Zeichnungen und Fotos sind Besitz der Firma Silca, jede Reproduktion, auch teilweise, ist ohne schriftliche Erlaubnis der Firma Silca gesetzlich untersagt.

Im Falle von Streitfragen ist der Gerichtshof des Firmensitzes zuständig; jeder andere Gerichtshof ist ausgeschlossen.

P IMPORTANTE

As ilustrações e as características técnicas dos produtos apresentados neste catálogo são facultados a título indicativo.

Mesmo que as características essenciais dos produtos sejam invariáveis, à Silca reserva-se o direito de modificar ser necessário e oportuno los productos, afim de melhorar a sua qualidade.

Todos os desenhos e fotos são propriedade da Silca, e é proibida a sua reprodução mesmo parcial sem a autorização escrita da Silca conforme as prescrições legais.

Em caso de litígio fica desde já designado, excluindo qualquer outro, o Tribunal da comarca onde está registada a sede da Silca.

The Car Book 3 - P394

Issued by Silca S.p.A. - Vittorio Veneto, May 2010



GB IMPORTANT

In compliance with current regulations relating to industrial property, we hereby state that the trade-marks or trade names mentioned in our catalogue are the exclusive property of authorized manufacturers of locks and users.

Said trade-marks or trade names are nominated only for the purposes of information so that any lock for which our keys are made can be rapidly identified. This catalogue is reserved exclusively for professional key cutters who use Silca products.

I IMPORTANT

In conformità alle disposizioni legali in vigore relative alle proprietà industriali, informiamo che i marchi o le denominazioni commerciali citate nel nostro catalogo sono di proprietà esclusiva dei fabbricanti di serrature e degli utilizzatori autorizzati.

Questi marchi o denominazioni commerciali sono indicati a titolo di semplice informazione, con lo scopo di riconoscere velocemente a quali serrature le nostre chiavi sono destinate. Questo catalogo è esclusivamente riservato ai professionisti della riproduzione chiavi che utilizzano i prodotti Silca.

D WICHTIG

Gemäß den derzeit geltenden Normen bezüglich des Industrieigentums teilen wir Ihnen mit, daß die im vorliegenden Katalog angeführten Markennamen oder Handelsmarken ausschließliches Eigentum der Schloßhersteller und zugelassenen Fachhändler sind.

Diese Markenbezeichnungen oder Handelsmarken sind nur zur Information angeführt, mit dem Zweck, schnell erkennen zu können, zu welchem Schloß unsere Schlüssel gehören.

Der vorliegende Katalog ist ausschließlich an Schlüsselkopier-Fachgeschäfte, die Silca Produkte benutzen, gerichtet.

F IMPORTANT

Conformément aux lois en vigueur concernant la propriété industrielle, nous vous informons que les marques et appellations commerciales citées dans notre catalogue appartiennent exclusivement aux fabricants de serrures et aux utilisateurs autorisés.

Ces marques ou appellations commerciales sont indiquées à titre d'information pure et simple pour vous permettre de déterminer rapidement les serrures auxquelles nos clés sont destinées.

Ce catalogue est réservé exclusivement aux professionnels du taillage de clés qui utilisent les produits Silca.

E IMPORTANTE

En conformidad con las vigentes disposiciones de ley sobre propiedad industrial, las marcas y denominaciones comerciales citadas en nuestro catálogo se declaran de propiedad exclusiva de los fabricantes de cerraduras y los utilizadores autorizados.

Dichas marcas o denominaciones comerciales se citan por simple información, al objeto de hacer comprender sin dificultad a qué cerraduras van destinadas nuestras llaves.

Este catálogo está reservado exclusivamente a los profesionales de la reproducción de llaves que utilizan los productos Silca.

P IMPORTANTE

Em conformidade com as disposições legais em vigor relativas à propriedade industrial, informamos que as marcas ou as denominações comerciais citadas no nosso catálogo são propriedade exclusiva dos fabricantes de fechaduras e dos utilizadores autorizados.

Estas marcas ou denominações comerciais são indicadas só a nível de informação, a fim de reconhecer rapidamente a quais fechaduras se destinam as nossas chaves.

Este catálogo é reservado exclusivamente aos profissionais da reprodução de chaves que utilizam os produtos Silca.

The Car Book 3 - P394

Issued by Silca S.p.A. - Vittorio Veneto, May 2010